

lighting
& electrical
catalog

24

vito[®]
all about lighting

lighting
& electrical
catalog

vito[®]
all about lighting

VITO has a widespread international network of highly-valued business partners in over 40 countries. Vito is presented in West and East Europe, Middle East, Middle Asia and Africa.

OUR AIM

Our aim is the understanding of our partners' needs and stays at the centre of our business cooperation. We care for 2-way business-to business cooperation. Together with our customers, we're redefining the future of lighting. We're creating the lighting company of the future.

OUR VALUES

VITO with all workers and customers are a big family with common values holding us together and aware of the most important responsibility of future hopes and beliefs. We know that to live common values that hold us together is the most important condition.

OUR MISSION

Our mission is to be focused to ensure high reliability and cost effective solutions to all consumers. We keep improving our components and products, productivity, quality control, added value, and cost reduction in order to offer market-aligned solutions worldwide.

Our new catalog 2024 offers new solutions based on customers demands & our creativity.

More specific:

New series of architectural lighting.

New series of decorative lighting fixtures.

New series of indoor and outdoor led strips.

New aluminium profiles & controllers for led strips.

New series of solar lighting fixtures.

New luminaires for urban and street lighting.

New series of high luminosity bulbs and much more...

Now you have only to open the catalog and explore the entire range of our products.



1. Track Lighting¹⁷⁻³⁶

Magnetic



MAGNA S1 - 19-20



MAGNA S2 - 21



MAGNA S3 - 22



MAGNA S4 - 23-24



MAGNA S5 - 25



MAGNA HS3 - 25



MAGNA HS1 - 26



MAGNA HS4 - 27



MAGNA S20 - 28



MAGNA ACCESSORIES -
29-31

Monophase



MONOLINO 10W/20W/30W
- 32-33



SUN P2 - 33



LUMO N - 34




LUMO S - 34



LUMO T - 35



LUMO P - 35



PT1 MONOPHASE
TRACK LINE - 36



APT1 MONOPHASE
ACCESSORIES - 36

2. Linear Lighting ³⁷⁻⁵¹



FITLINE 60 - 39




LINETA 40 - 39



PROFILED SL1 - 40-44




TETRIS 2 SL1 - 45



TETRIS 3 SL1 - 46



TETRIS 4 SL1 - 47



PROFILED DIL1 - 48



PROFILED RL1 - 50



TETRIS 2 RL1 - 52

3. Ceiling Lighting ⁵³⁻¹⁰³

Recessed



LENA RX - 54



LINA R - 55



DARIA - 56



HELEN R - 57



LENA RG - 58



LENA SG - 59



LENA SX - 60



LINA S - 61


Surface



LINDA R - 62




LARA R - 63




LINDA S - 64



LARA S - 65



VENUS BC - 67



ZAGREY - 67



COMBO 2 IN 1 - 69



COMBO E 2 IN 1 - 69



PANELFIX P - 70



FRAME FOR PANELS 60x60 - 70



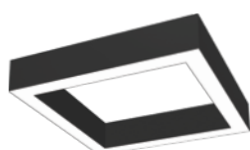
DIMMABLE DRIVER - 70



EMERGENCY UNIT - 70



FINESSE F - 72



PROFILED PS - 73-74



FINESSE D - 76



PROFILED PC - 77-78



FINESSE S1 - 80-81



PROFILED PF - 82



FINESSE R1 - 83-84



PROFILED PR - 85



FINESSE R3 - 86



FINESSE R4 - 86



FINESSE R2 - 87



FINESSE R2 - 87



SATURN - 88-89



VENERA - 90-91



PEARL A - 92



NOTILUS RH - 93



DIAMOND DG - 94



PEARL F - 95



PEARL D - 96



PEARL M - 97



DIANA - 98



LIKYA - 98



DISC 1 - 99



DISC 2 - 99



DISC 3 - 100



DISC 4 - 100



RING 38 - 101



RING 64 - 101



WAVE - 102



DUO - 102



TRIO 1 - 103

4. Ceiling led fixtures ¹⁰⁵⁻¹²³



FORMATO D1 - 106



FORMATO D3 - 106



FORMATO F3 - 107



FORMATO F4 - 107



NICK R - 108



NICK S - 108



ZANZI P - 109



ZANZI M - 109



RITA 2 - 110



RITA 3 - 110



TUBO 1 - 112



TUBO 2 - 112



TUBO 3 - 113



TUBO 4 - 113



CONO 1 - 114



CONO 2 - 114



ICECUBE - 116-118



CLIMBER - 120



CLIMBER 1 - 120



CLIMBER2 - 121



CLIMBER 3 - 121



ACROBAT - 122



VERTO - 122



LAZY - 123

5. Ceiling spots ¹²⁵⁻¹⁴³



FINO S - 126



FINO R - 127



DONNA AS - 128



DONNA AB - 128



DONNA BB - 128



ELCHE 1 - 129



ELCHE 2 - 129



LUMO C - 129



LUGO - 130



HUESCA - 131



ELDA 1 - 132



ELDA 2 - 132



OLA S - 133



HOLA - 133



DONNA 10 - 134




DONNA 11 - 134



DONNA 01 - 135



DONNA 01D - 135



PALACE 01 - 136



CRYSTAL R/E/S - 137



PALACE 02/03 - 137



METALLICA R - 138



METALLICA S - 138



OLA D - 139



OLA E - 139



DONNA X1 - 140



DONNA X2 - 140



PLASY R - 141



PLASY S - 141



LUMOW - 142



LUMO P - 142



ESTELLE - 143

6. Bathroom & Cabinet lighting ¹⁴⁵⁻¹⁵⁰



OVALINE - 146



ADELA - 146



ARIEL - 147



CALYPSO - 147



ARISTA - 148



LORELEI - 148



CORDELIA - 149



MENTA - 149



FIT A - 150



LEDLINE P - 150

7. Led Strip Lighting¹⁵¹⁻¹⁶⁵


IP20 12V



STRIPIED A 3.6W - 152



STRIPIED PLUS 9.6W - 152



STRIPIED PLUS 18W - 152



STRIPIED PLUS 14.4W
RGB - 153



STRIPIED PLUS 7.2W RGB
- 153



STRIPIED PLUS 14.4W
RGBW - 153



STRIPIED PLUS COB 12W
- 155

IP20 24V



STRIPIED PLUS 9.6W - 154



STRIPIED PLUS 18W - 154



STRIPIED PLUS 14.4W
RGB - 154



STRIPIED PLUS 14.4W
RGBW - 155



STRIPIED PLUS COB 12W
- 155

IP65 12V silicone spray



STRIPIED PLUS 9.6W - 156



STRIPIED PLUS 18W - 156



STRIPIED PLUS 14.4W
RGB - 156

IP65 24V silicone spray



STRIPIED PLUS 9.6W - 157



STRIPIED PLUS 18W - 157



STRIPIED PLUS 14.4W
RGB - 157



ZEUS TRANSFORMER IP20
12V - 158



ZEUS TRANSFORMER IP20
24V - 159



IZY TRANSFORMER IP44
12V & 24V - 160



POSEIDON TRANSFORMER
IP67 12V & 24V - 161



MAESTRO CONTROLLERS
IP20 12V & 24V - 162-163



ALUMINIUM PROFILES -
164-165



LED STRIP CONNECTORS
IP20 12V & 24V - 166

8. Ceiling & Wall Outdoor Lighting 167-188



LUZ BR - 168



LUZ BRN - 169



LUZ BRG - 169



LUZ BRP WITH PIR SENSOR
- 170



LUZ BCO - 170



LUZ BC - 171



LUZ BS - 172



ORI C5 - 173



ORI C6 - 173



LUZ BO - 174



ORI BB - 174



ORI CH - 174



ORI W1M WITH MICRO-WAVE SENSOR - 176



ORI W1 - 176-177



ADRIA WL2 - 177



ADRIA UD2 - 178



ADRIA UD1 - 178



ADRIA W1 - 179



ADRIA W1S WITH PIR SENSOR - 179



BINO 1 - 180



BINO 2 - 180



BINO 3 - 181



BINO 4 - 181



ADRIA SQL1/SQL2 - 182



ADRIA SQ1/SQ2 - 183



ADRIA R1/R2 - 183



ADRIA SQC1/SQC2 - 184



MULER 2D - 184



SPIDER 1D/2D - 185



VEGAS A/2A - 186



VEGAS P1/P2 - 186



ADRIA S1/S2/S3 - 187



VALENCIA - 187

9. Garden Lighting ¹⁸⁹⁻²⁰²



LIVORNO - 190



LIVORNO - 190



BARI - 191



VERONA - 192



BERGAMO - 193



POLE 75 - 194



CUBO - 194



BILBAO - 195



RIGA W - 196



RIGA B - 196



MURCIA - 197



HAMBURG - 198



TRIESTE W - 199



TRIESTE - 199



PRATUM - 200



LAGOS C - 200



MANTUS - 201



RANTUS - 201



MONTUS - 202



GRANDE - 202

10. Step Lighting ²⁰³⁻²⁰⁸



TINO R- 205




TINO S- 205



ADRIA ST2G - 206



ADRIA ST2P - 206



ADRIA ST1G - 207



ADRIA ST1P - 207




ADRIA ST2 - 208



ADRIA ST4 - 208

11. Flood Lighting ²⁰⁹⁻²²⁷



INDUS 10-400W - 210-214



INDUS RGB 20-50W - 215



INDUS S 10/20/30W -
216-217



SAVA 10-300W - 218-221



SAVA S 10-50W - 222-223



RONA 30-400W - 224-227



TARA 30W & 50W - 228

12. Industrial Lighting²²⁹⁻²³⁷



SPACE 100/150/200W -
230-231



TECHOLED 100/150/200W
- 232-233



TRILINE 60/120/150 -
234-235



VIGO PC - 236-237

13. Urban Lighting²³⁹⁻²⁵⁹



TIGER 30/50/100/150/200W
- 240



ZIRAFFE 50/100/150/200W
- 241



CITYLUX 30/50/100W
- 242



LION S 30/40/60/80W
- 243



LION M 30W-160W
- 244



LION X 120W-240W
- 245



RINA 30/40/50/60/80W
- 246



ENIT 60/80/100/120W
- 247



DONA 60W - 160W - 248



REKA 30W - 100W - 249



RECTA 30/40/50/60/80/100W
- 250



VITA 30/40/50/60/80W
- 251



VANESS 30/40/50/60/80W
- 252



SAM 30/40/50/60/80/100W
- 253



MER 30/40/50/60/70/80W
- 254



ALE 30/40/50/60/70/80W
- 255



NELLA 30/40/50/60/70/80W
- 256



OCTAGONAL CONICAL
POLES - 257



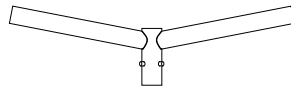
CYLINDRICAL CONICAL
POLES - 257



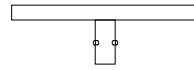
TUBO POLES - 258



TELESCOPIC POLES - 258



ARMS FOR STREET LIGHTS
- 259



ARMS FOR FLOOD LIGHTS
- 259

14. Solar lighting ²⁶¹⁻²⁷¹



SAHARA 10W/150/250/300W
- 262-263



ATAKAMA 10/20W - 264



SONORA 120/200W - 265



SOLIGHT P - 266



SOLIGHT V - 266



SOLIGHT T - 267



SOLIGHT W - 267



SOLUX W - 268



SOLIGHT F - 268



KALAHARI - 269



SOLUX F - 269



SOLUX P - 270



SOLUX S - 270



VICTORIA - 271

15. Portable & Emergency lighting ²⁷³⁻²⁸²



LAMPAS TORCHES - 274-276



FLASH TORCHES - 276-277



NIGHT LAMPS - 278-279



EXIT 10 - 280



EXIT C - 280



EXIT 12 - 281



EXIT 30/60 - 281



DESK LAMPS - 282

16. Bulbs lighting ²⁸³⁻³⁰⁸



LEDISONE 2 CLEAR FILAMENT- 284-285



LEDISONE 2 CLEAR DIMMABLE FILAMENT- 286



LEDISONE RETRO DIMMABLE FILAMENT- 287



LEDISONE RETRO FILAMENT- 288



LEDISONE 2 RETRO FILAMENT- 289



LEDISONE VINTAGE FILAMENT- 290



ADVANCE GLOBE G95 & G120- 291



SUPERNOVA HIGH POWER BULBS- 291-292



SUPREME HIGH LUMENS BULBS- 293



ADVANCE HIGH QUALITY BULBS - 293-294



BASIS BULBS - 295-297



REFLED 2 R50 & R63 BULBS - 298



GU10 & MR16 BULBS - 299-300



SAGA RGB SMART BULBS - 301



G9 & G4 LED BULBS - 305-307



LED TUBES T8 G13 - 308

1

TRACK LIGHTS

**MAGNETIC & SINGLE PHASE
TRACK LIGHTING SYSTEMS**



GENERAL INFORMATION

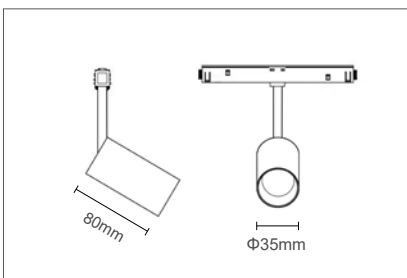
MAGNA S1 is a rotatable led spot track lights family, equipped with CREE LED sources.

The solutions subject of proposal vary in terms of form and type of installation, with one common denominator: the quality of our products.

It can be operate on the magnetic 2 lines track rails of S20, Recessed, Surface & Suspended systems.

They are equipped with microprismatic diffuser with 24° and UGR<15.

Housing of aluminum board electrostatically painted with sandblasted finishing in sand black.



MAGNETIC LED TRACK LIGHTS

3 YEARS WARRANTY	LED INSIDE	MAGNETIC	48V	IP20	UGR <15	CRI Ra>88	25000h	x25000	Non Dimm	-10/+40°C
------------------	------------	----------	-----	------	---------	-----------	--------	--------	----------	-----------



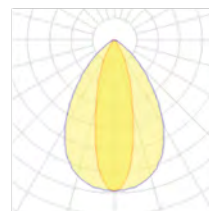
24°

Sand black

MAGNA S1X 5



PHOTOMETRIC DIAGRAM



2101980 - Black color	5W	400lm	3000K
2101990 - Black color	5W	410lm	4000K

GENERAL INFORMATION

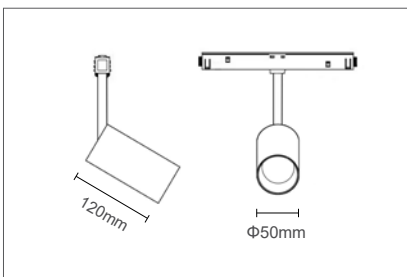
MAGNA S1 is a rotatable led spot track lights family, equipped with CREE LED sources.

The solutions subject of proposal vary in terms of form and type of installation, with one common denominator: the quality of our products.

It can be operate on the magnetic 2 lines track rails of S20, Recessed, Surface & Suspended systems.

They are equipped with microprismatic diffuser with 15° and UGR<15.

Housing of aluminum board electrostatically painted with sandblasted finishing in sand black.



3 YEARS WARRANTY	LED INSIDE	MAGNETIC	48V	IP20	UGR <15	CRI Ra>88	25000h	x25000	Non Dimm	-10/+40°C
------------------	------------	----------	-----	------	---------	-----------	--------	--------	----------	-----------



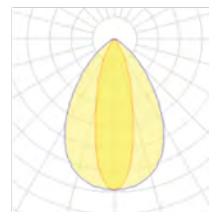
15°

Sand black

MAGNA S1 12



PHOTOMETRIC DIAGRAM



2102120 - Black color	12W	960lm	3000K
2102130 - Black color	12W	984lm	4000K

GENERAL INFORMATION

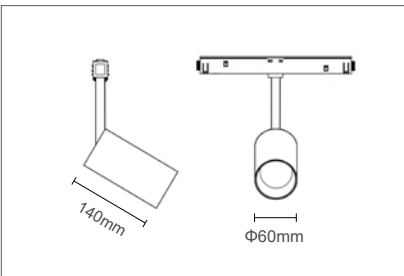
MAGNA S1 is a rotatable led spot track lights family, equipped with CREE LED sources.

The solutions subject of proposal vary in terms of form and type of installation, with one common denominator: the quality of our products.

It can be operate on the magnetic 2 lines track rails of S20, Recessed, Surface & Suspended systems.

They are equipped with microprismatic diffuser with 24° and UGR<15.

Housing of aluminum board electrostatically painted with sandblasted finishing in sand black.



MAGNETIC LED TRACK LIGHTS

3 YEARS WARRANTY	LED INSIDE	MAGNETIC	48V	IP20	UGR <15	CRI Ra>88	25000h	x25000	Non Dimm	-10/+40°C
------------------	------------	----------	-----	------	---------	-----------	--------	--------	----------	-----------



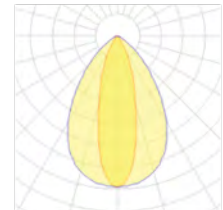
24°

Sand black

MAGNA S1 20



PHOTOMETRIC DIAGRAM



2102140 - Black color	20W	1600lm	3000K
2102150 - Black color	20W	1640lm	4000K

GENERAL INFORMATION

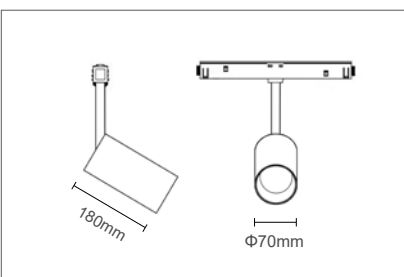
MAGNA S1 is a rotatable led spot track lights family, equipped with CREE LED sources.

The solutions subject of proposal vary in terms of form and type of installation, with one common denominator: the quality of our products.

It can be operate on the magnetic 2 lines track rails of S20, Recessed, Surface & Suspended systems.

They are equipped with microprismatic diffuser with 24° and UGR<15.

Housing of aluminum board electrostatically painted with sandblasted finishing in sand black.



3 YEARS WARRANTY	LED INSIDE	MAGNETIC	48V	IP20	UGR <15	CRI Ra>88	25000h	x25000	Non Dimm	-10/+40°C
------------------	------------	----------	-----	------	---------	-----------	--------	--------	----------	-----------



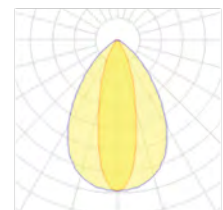
24°

Sand black

MAGNA S1 30



PHOTOMETRIC DIAGRAM



2102160 - Black color	30W	2400lm	3000K
2102170 - Black color	30W	2460lm	4000K

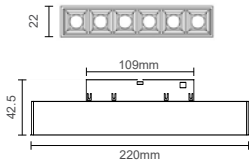
GENERAL INFORMATION

MAGNA S2 is a reflector led magnetic track lights family, equipped with OSRAM LED sources.

The solutions subject of proposal vary in terms of form and type of installation, with one common denominator: the quality of our products. It can be operate on the magnetic 2 lines track rails of S20, Recessed, Surface & Suspended systems.

They are equipped with microprismatic diffuser with 36° and UGR<15.

Housing of aluminum board electrostatically painted with sandblasted finishing in sand black.



MAGNETIC LED TRACK LIGHTS

3 YEARS WARRANTY	LED INSIDE	MAGNETIC	48V	IP20	UGR <15	CRI Ra>88	25000h	x25000	Non Dimm	-10/+40°C
-------------------------------	----------------------	-----------------	------------	-------------	-------------------	---------------------	---------------	---------------	-----------------	------------------

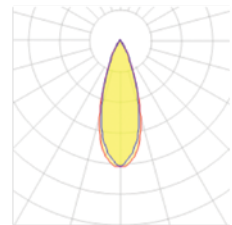


36°
 Sand black

MAGNA S2 12



PHOTOMETRIC DIAGRAM



2102080 - Black color	12W	960lm	3000K
2102090 - Black color	12W	984lm	4000K

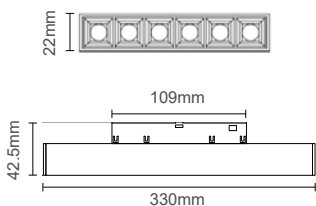
GENERAL INFORMATION

MAGNA S2 is a reflector led magnetic track lights family, equipped with OSRAM LED sources.

The solutions subject of proposal vary in terms of form and type of installation, with one common denominator: the quality of our products. It can be operate on the magnetic 2 lines track rails of S20, Recessed, Surface & Suspended systems.

They are equipped with microprismatic diffuser with 36° and UGR<15.

Housing of aluminum board electrostatically painted with sandblasted finishing in sand black.



3 YEARS WARRANTY	LED INSIDE	MAGNETIC	48V	IP20	UGR <15	CRI Ra>88	25000h	x25000	Non Dimm	-10/+40°C
-------------------------------	----------------------	-----------------	------------	-------------	-------------------	---------------------	---------------	---------------	-----------------	------------------

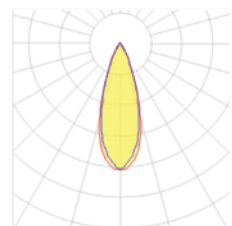


36°
 Sand black

MAGNA S2 18



PHOTOMETRIC DIAGRAM



2102100 - Black color	18W	1440lm	3000K
2102110 - Black color	18W	1476lm	4000K

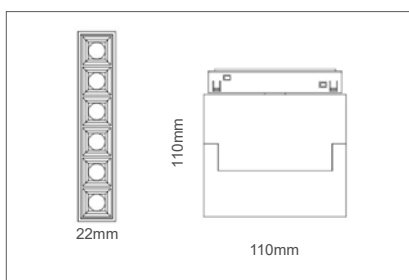
GENERAL INFORMATION

MAGNA S3 is a rotatable reflector led magnetic track lights family, equipped with OSRAM LED sources.

The solutions subject of proposal vary in terms of form and type of installation, with one common denominator: the quality of our products. It can be operate on the magnetic 2 lines track rails of S20, Recessed, Surface & Suspended systems.

They are equipped with microprismatic diffuser with 24° and UGR<15.

Housing of aluminum board electrostatically painted with sandblasted finishing in sand black.



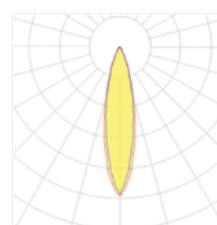
MAGNETIC LED TRACK LIGHTS



MAGNA S3 6



PHOTOMETRIC DIAGRAM



2102180 - Black color	6W	480lm	3000K
2102190 - Black color	6W	492lm	4000K

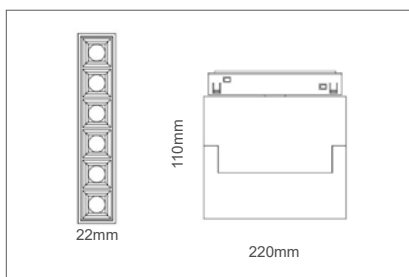
GENERAL INFORMATION

MAGNA S3 is a rotatable reflector led magnetic track lights family, equipped with OSRAM LED sources.

The solutions subject of proposal vary in terms of form and type of installation, with one common denominator: the quality of our products. It can be operate on the magnetic 2 lines track rails of S20, Recessed, Surface & Suspended systems.

They are equipped with microprismatic diffuser with 24° and UGR<15.

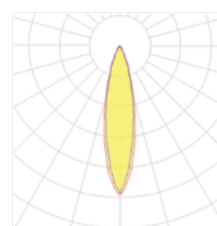
Housing of aluminum board electrostatically painted with sandblasted finishing in sand black.



MAGNA S3 12



PHOTOMETRIC DIAGRAM



2102200 - Black color	12W	960lm	3000K
2102210 - Black color	12W	984lm	4000K

GENERAL INFORMATION

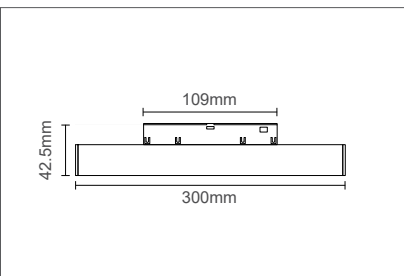
MAGNA S4 is a linear led magnetic track lights family, equipped with OSRAM LED sources.

The solutions subject of proposal vary in terms of form and type of installation, with one common denominator: the quality of our products.

It can be operate on the magnetic 2 lines track rails of S20, Recessed, Surface & Suspended systems.

They are equipped with microprismatic diffuser with 120° and UGR<15.

Housing of aluminum board electrostatically painted with sandblasted finishing in sand black.



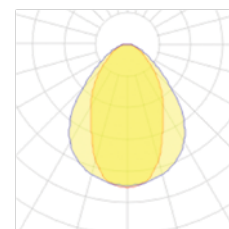
MAGNETIC LED TRACK LIGHTS



MAGNA S4 10



PHOTOMETRIC DIAGRAM



2102000 - Black color	10W	800lm	3000K
2102010 - Black color	10W	820lm	4000K

GENERAL INFORMATION

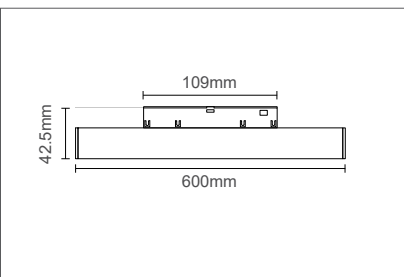
MAGNA S4 is a linear led magnetic track lights family, equipped with OSRAM LED sources.

The solutions subject of proposal vary in terms of form and type of installation, with one common denominator: the quality of our products.

It can be operate on the magnetic 2 lines track rails of S20, Recessed, Surface & Suspended systems.

They are equipped with microprismatic diffuser with 120° and UGR<15.

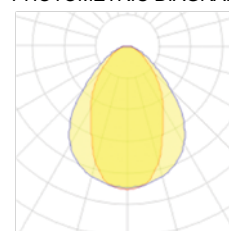
Housing of aluminum board electrostatically painted with sandblasted finishing in sand black.



MAGNA S4 20



PHOTOMETRIC DIAGRAM



2102020 - Black color	20W	1600lm	3000K
2102030 - Black color	20W	1640lm	4000K

GENERAL INFORMATION

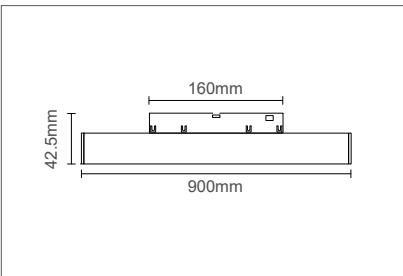
MAGNA S4 is a linear led magnetic track lights family, equipped with OSRAM LED sources.

The solutions subject of proposal vary in terms of form and type of installation, with one common denominator: the quality of our products.

It can be operate on the magnetic 2 lines track rails of S20, Recessed, Surface & Suspended systems.

They are equipped with microprismatic diffuser with 120° and UGR<15.

Housing of aluminum board electrostatically painted with sandblasted finishing in sand black.



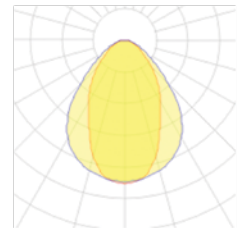
MAGNETIC LED TRACK LIGHTS



MAGNA S4 30



PHOTOMETRIC DIAGRAM



2102040 - Black color	30W	2400lm	3000K
2102050 - Black color	30W	2460lm	4000K

GENERAL INFORMATION

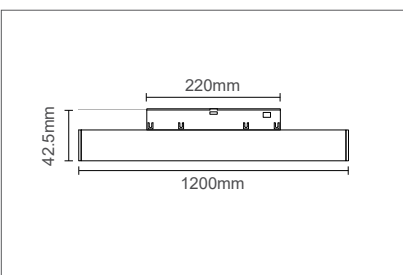
MAGNA S4 is a linear led magnetic track lights family, equipped with OSRAM LED sources.

The solutions subject of proposal vary in terms of form and type of installation, with one common denominator: the quality of our products.

It can be operate on the magnetic 2 lines track rails of S20, Recessed, Surface & Suspended systems.

They are equipped with microprismatic diffuser with 120° and UGR<15.

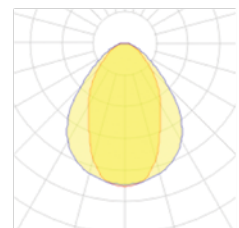
Housing of aluminum board electrostatically painted with sandblasted finishing in sand black.



MAGNA S4 40



PHOTOMETRIC DIAGRAM



2102060 - Black color	40W	3200lm	3000K
2102070 - Black color	40W	3280lm	4000K

GENERAL INFORMATION

MAGNA S5 is a pendant led magnetic track light, equipped with CREE LED sources.

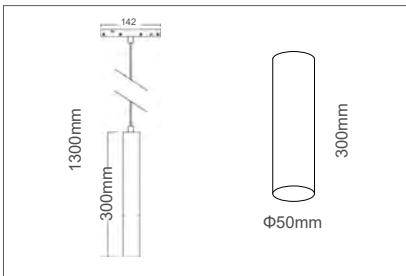
The solutions subject of proposal vary in terms of form and type of installation, with one common denominator: the quality of our products.

It can be operate on the magnetic 2 lines track rails of S20, Recessed, Surface & Suspended systems.

It is equipped with microprismatic diffuser with 24° and UGR<15.

Housing of aluminum board electrostatically painted with sandblasted finishing in sand black.

The length of the cable is 1000mm and is adjustable.



MAGNETIC LED TRACK LIGHTS

3 YEARS WARRANTY	LED INSIDE	MAGNETIC	48V	IP20	UGR <15	CRI Ra>88	25000h	x25000	Non Dimm	-10/+40°C
------------------	------------	----------	-----	------	---------	-----------	--------	--------	----------	-----------



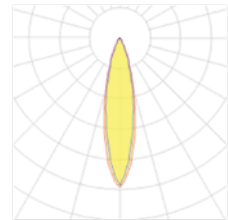
24°

Sand black

MAGNA S5 12



PHOTOMETRIC DIAGRAM



2102220 - Black color	12W	960lm	3000K
2102230 - Black color	12W	984lm	4000K

GENERAL INFORMATION

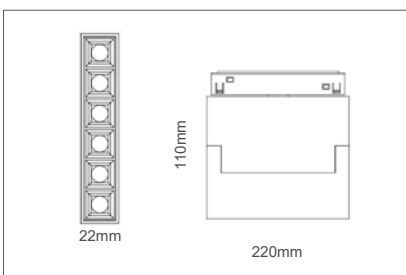
MAGNA HS3 is a rotatable reflector led magnetic track lights family, equipped with SANAN LED sources.

The solutions subject of proposal vary in terms of form and type of installation, with one common denominator: the quality of our products.

It can be operate on the magnetic 2 lines track rails of S20, Recessed, Surface & Suspended systems.

They are equipped with microprismatic diffuser with 24° and UGR<19.

Housing of aluminum board electrostatically painted with sandblasted finishing in sand black.



2 YEARS WARRANTY	LED INSIDE	MAGNETIC	48V	IP20	UGR <19	CRI Ra>88	25000h	x25000	Non Dimm	20/+40°C
------------------	------------	----------	-----	------	---------	-----------	--------	--------	----------	----------

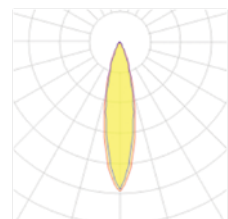


24°

Sand black

MAGNA HS3 12

PHOTOMETRIC DIAGRAM



2102211 - Black color	12W	984lm	4000K
-----------------------	-----	-------	-------

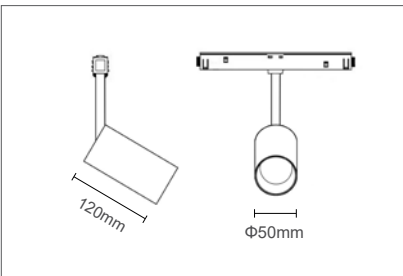
GENERAL INFORMATION

MAGNA HS1 is a magnetic rotatable led spot track lights family, equipped with SANAN LED sources.

The solutions subject of proposal vary in terms of form and type of installation, with one common denominator: the quality of our products. It can be operate on the magnetic 2 lines track rails of S20, Recessed, Surface & Suspended systems.

They are equipped with microprismatic diffuser with 15° and UGR<19.

Housing of aluminum board electrostatically painted with sandblasted finishing in sand black.



MAGNETIC LED TRACK LIGHTS

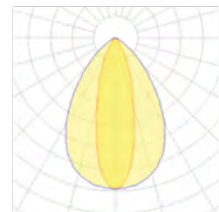
2 YEARS WARRANTY	LED INSIDE	MAGNETIC	48V	IP20	UGR <19	CRI Ra>80	25000h	x25000	Non Dimm	20-40°C
----------------------------	----------------------	-----------------	------------	-------------	-------------------	---------------------	---------------	---------------	-----------------	----------------



15°
 Sand black

MAGNA HS1 12

PHOTOMETRIC DIAGRAM



2102121 - Black color	12W	960lm	3000K
2102131 - Black color	12W	984lm	4000K

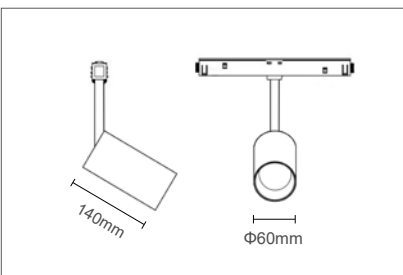
GENERAL INFORMATION

MAGNA HS1 is a magnetic rotatable led spot track lights family, equipped with SANAN LED sources.

The solutions subject of proposal vary in terms of form and type of installation, with one common denominator: the quality of our products. It can be operate on the magnetic 2 lines track rails of S20, Recessed, Surface & Suspended systems.

They are equipped with microprismatic diffuser with 24° and UGR<19.

Housing of aluminum board electrostatically painted with sandblasted finishing in sand black.



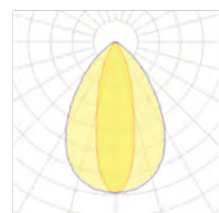
2 YEARS WARRANTY	LED INSIDE	MAGNETIC	48V	IP20	UGR <19	CRI Ra>80	25000h	x25000	Non Dimm	20-40°C
----------------------------	----------------------	-----------------	------------	-------------	-------------------	---------------------	---------------	---------------	-----------------	----------------



24°
 Sand black

MAGNA HS1 20

PHOTOMETRIC DIAGRAM



2102141 - Black color	20W	1600lm	3000K
2102151 - Black color	20W	1640lm	4000K

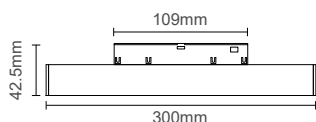
GENERAL INFORMATION

MAGNA HS4 is a linear led magnetic track lights family, equipped with SANAN LED sources.

The solutions subject of proposal vary in terms of form and type of installation, with one common denominator: the quality of our products. It can be operate on the magnetic 2 lines track rails of S20, Recessed, Surface & Suspended systems.

They are equipped with microprismatic diffuser with 120° and UGR<19.

Housing of aluminum board electrostatically painted with sandblasted finishing in sand black.



MAGNETIC LED TRACK LIGHTS

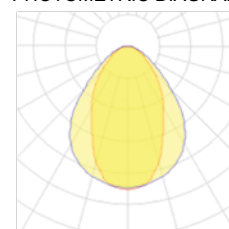
2 YEARS WARRANTY	LED INSIDE	MAGNETIC	48V	IP20	UGR <19	CRI Ra>80	25000h	x25000	Non Dimm	20-40°C
-------------------------------	----------------------	-----------------	------------	-------------	-------------------	---------------------	---------------	---------------	-----------------	----------------



120°
 Sand black

MAGNA HS4 10

PHOTOMETRIC DIAGRAM



2102001 - Black color	10W	800lm	3000K
2102011 - Black color	10W	820lm	4000K

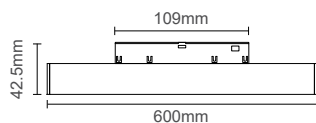
GENERAL INFORMATION

MAGNA HS4 is a linear led magnetic track lights family, equipped with SANAN LED sources.

The solutions subject of proposal vary in terms of form and type of installation, with one common denominator: the quality of our products. It can be operate on the magnetic 2 lines track rails of S20, Recessed, Surface & Suspended systems.

They are equipped with microprismatic diffuser with 120° and UGR<19.

Housing of aluminum board electrostatically painted with sandblasted finishing in sand black.



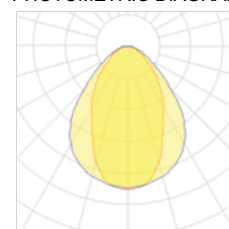
2 YEARS WARRANTY	LED INSIDE	MAGNETIC	48V	IP20	UGR <19	CRI Ra>80	25000h	x25000	Non Dimm	20-40°C
-------------------------------	----------------------	-----------------	------------	-------------	-------------------	---------------------	---------------	---------------	-----------------	----------------



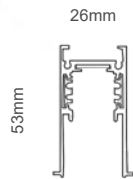
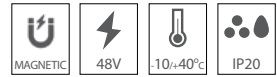
120°
 Sand black

MAGNA HS4 20

PHOTOMETRIC DIAGRAM



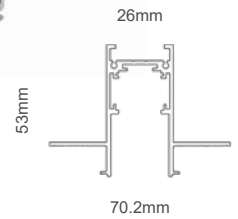
2102021 - Black color	20W	1600lm	3000K
2102031 - Black color	20W	1640lm	4000K



MAGNA S20

- 9910720 1m 48V Black
- 9910730 2m 48V Black


MAGNA S20 is a family of magnetic rails, operating on 48V, in which you can place all the MAGNA LED lighting fixtures. Due to their magnetic technology, their handle is a very easy process, as well as it is possible to move them even when they are on, achieving an enormous flexibility in your creation. They are ready for surface or pendant installation. Available in 1m & 2m length.


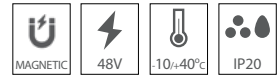


MAGNA S20

- 9910700 1m 48V Black
- 9910710 2m 48V Black

MAGNA S20 is a family of magnetic rails, operating on 48V, in which you can place all the MAGNA LED lighting fixtures. Due to their magnetic technology, their handle is a very easy process, as well as it is possible to move them even when they are on, achieving an enormous flexibility in your creation. They are ready for recessed, trimless, installation. Available in 1m & 2m length.





MAGNA R20

9910790 Recessed Horizontal Corner

Horizontal corner connector for recessed trimless track rails. In the package including 4 pcs of steel plates for the accurate installation. 80x80mm.



MAGNA R30

9910800 Recessed Vertical Corner

Vertical corner connector for recessed trimless track rails. In the package including 4 pcs of steel plates for the accurate installation. 80x80mm.



MAGNA SCI

9910780 Surface Horizontal Corner

Horizontal corner connector for surface mounted track rails. In the package including 2 pcs of steel plates for the accurate installation. 80x80mm.



MAGNA SCV

9910850 Surface Vertical Corner

Vertical corner connector for surface mounted track rails. In the package including 2 pcs of steel plates for the accurate installation. 80x80mm.



MAGNA RT

9910830 installation accessories


Set of 2 metal sheets for connection between 2 recessed track rails.



MAGNA RT

9910840 installation accessories

Metal sheet for connection between 2 surface track rails.



MAGNA PRO

9910811 Power supply 100W


Internal power supply for both surface or suspended rails. High quality with 3 years warranty.



MAGNA PRO

9910821 Power supply 200W

Internal power supply for both surface or suspended rails. High quality with 3 years warranty.



MAGNA PS

9910810 Power supply 100W

Internal power supply for both surface or suspended rails.



MAGNA PS

9910820 Power supply 200W

Internal power supply for both surface or suspended rails.



MAGNA CI

9910790 Angular power transmitter

Internal power transmitter with flexible angle for both surface or suspended rails. If you have installed more than one rails in an angle you need this accessory in order to transfer the power from one rail to another.



MAGNA SI

9910800 Straight power transmitter

Internal power transmitter with straight angle for both surface or suspended rails. If you have installed more than one rails in an angle you need this accessory in order to transfer the power from one rail to another.



MAGNA PE

9910750 Hanging set of 2 pcs

2 twisted steel wires, with maximum length of 1.5m, with steel fittings for fixing on the ceiling for suspended rail.



MAGNA C

9910740 End caps

2 pcs of end caps for surface mounted track rails.



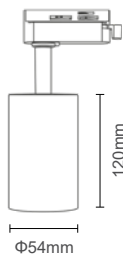
GENERAL INFORMATION

MONOLINO is a family of rotatable single phase led spot track lights equipped with SANAN LED sources.

The solutions subject of proposal vary in terms of form and type of installation, with one common denominator: the quality of our products. Suitable for 1 circuit track rails 9902670, 9902680, 9902690, 9902700, Surface & Suspended systems.

They are equipped with microprismatic diffuser with 36° and UGR<19.

Housing of aluminum board electrostatically painted with sandblasted finishing in sand black & sand white.



SINGLE PHASE LED TRACK LIGHTS

2 YEARS WARRANTY	LED INSIDE	⚡ SINGLE PHASE	⚡ 185-265V	⦿ IP20	UGR <19	CRI Ra>80	⌚ 30000h	⏻ x30000	☂ Non Dimm	🌡 25/+50°C
-------------------------------	----------------------	-----------------------------	----------------------	------------------	-------------------	---------------------	--------------------	--------------------	-------------------------	----------------------

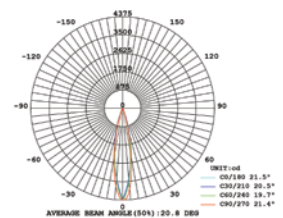


- 36°
- Sand black
- Sand white

MONOLINO 10

2102640 - Black color	10W	930lm	3000K
2102650 - Black color	10W	950lm	4000K
2102660 - White color	10W	930lm	3000K
2102670 - White color	10W	950lm	4000K

PHOTOMETRIC DIAGRAM



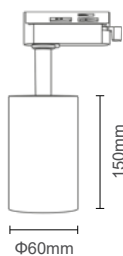
GENERAL INFORMATION

MONOLINO is a family of rotatable single phase led spot track lights equipped with SANAN LED sources.

The solutions subject of proposal vary in terms of form and type of installation, with one common denominator: the quality of our products. Suitable for 1 circuit track rails 9902670, 9902680, 9902690, 9902700, Surface & Suspended systems.

They are equipped with microprismatic diffuser with 36° and UGR<19.

Housing of aluminum board electrostatically painted with sandblasted finishing in sand black & sand white.



2 YEARS WARRANTY	LED INSIDE	⚡ SINGLE PHASE	⚡ 185-265V	⦿ IP20	UGR <19	CRI Ra>80	⌚ 30000h	⏻ x30000	☂ Non Dimm	🌡 25/+50°C
-------------------------------	----------------------	-----------------------------	----------------------	------------------	-------------------	---------------------	--------------------	--------------------	-------------------------	----------------------

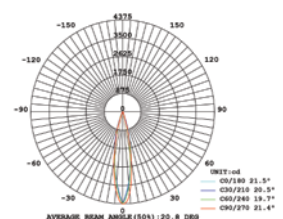


- 36°
- Sand black
- Sand white

MONOLINO 20

2102680 - Black color	20W	1860lm	3000K
2102690 - Black color	20W	1900lm	4000K
2102700 - White color	20W	1860lm	3000K
2102710 - White color	20W	1900lm	4000K

PHOTOMETRIC DIAGRAM



GENERAL INFORMATION

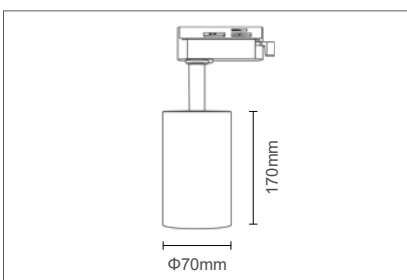
MONOLINO is a family of rotatable single phase led spot track lights equipped with SANAN LED sources.

The solutions subject of proposal vary in terms of form and type of installation, with one common denominator: the quality of our products.

Suitable for 1 circuit track rails 9902670, 9902680, 9902690, 9902700, Surface & Suspended systems.

They are equipped with microprismatic diffuser with 36° and UGR<19.

Housing of aluminum board electrostatically painted with sandblasted finishing in sand black & sand white.



SINGLE PHASE LED TRACK LIGHTS

2 YEARS WARRANTY | LED | INSIDE | SINGLE PHASE | 185-265V | IP20 | UGR <19 | CRI Ra>80 | 30000h | x30000 | Non Dimm | 25/+50°C

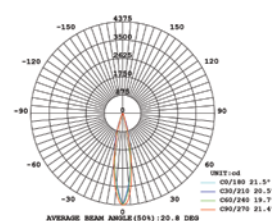


- 36°
- Sand black
- Sand white

MONOLINO 30

2102720 - Black color	30W	2790lm	3000K
2102730 - Black color	30W	2850lm	4000K
2102740 - White color	30W	2790lm	3000K
2102750 - White color	30W	2850lm	4000K

PHOTOMETRIC DIAGRAM



GENERAL INFORMATION

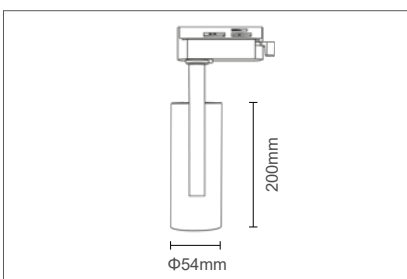
SUN P2 is a rotatable single phase led spot track light equipped with SANAN LED sources.

The solutions subject of proposal vary in terms of form and type of installation, with one common denominator: the quality of our products.

Suitable for 1 circuit track rails 9902670, 9902680, 9902690, 9902700, Surface & Suspended systems.

It is equipped with microprismatic diffuser with 15° and UGR<19.

Housing of aluminum board electrostatically painted with sandblasted finishing in sand black & sand white.



2 YEARS WARRANTY | LED | INSIDE | SINGLE PHASE | 100-240V | IP20 | UGR <19 | CRI Ra>80 | 25000h | x25000 | Non Dimm | -10/+40°C

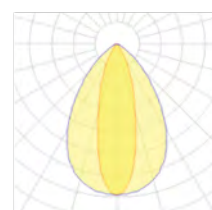


- 15°
- Sand black
- Sand white

SUN P2 12

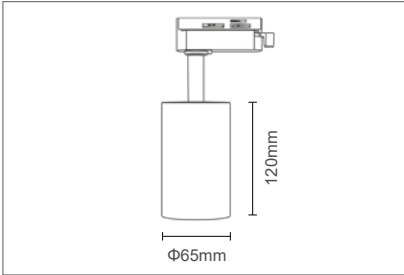
2101660 - Black color	12W	852lm	3000K
2101670 - Black color	12W	876lm	4000K
2101680 - White color	12W	852lm	3000K
2101690 - White color	12W	876lm	4000K

PHOTOMETRIC DIAGRAM



GENERAL INFORMATION

LUMO N is a rotatable single phase led spot track light. Operated with LED bulbs, PAR16 type, GU10 socket. Suitable for 1 circuit track rails 9902670, 9902680, 9902690, 9902700, Surface & Suspended systems. Housing of die-cast aluminum, electrostatically painted with sandblasted finishing in sand black.



GU10 lampholder included in the package



2102800 - Black body

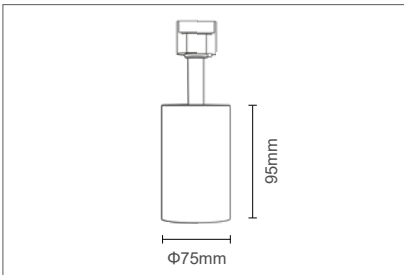
2102810 - White body



LUMO N

GENERAL INFORMATION

LUMO S is a rotatable single phase led spot track light. Operated with LED bulbs, PAR16 type, GU10 socket. Suitable for 1 circuit track rails 9902670, 9902680, 9902690, 9902700, Surface & Suspended systems. Housing of die-cast aluminum, electrostatically painted with sandblasted finishing in sand black with black reflector.



GU10 lampholder included in the package



2102270 - Black body



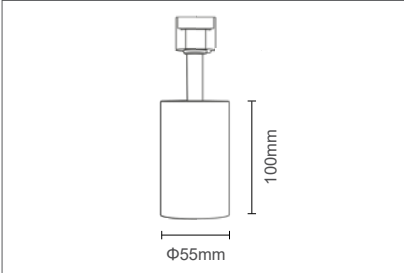
LUMO S

SINGLE PHASE
TRACK LIGHTS

GENERAL INFORMATION

LUMO T is a rotatable single phase led spot track light. Operated with LED bulbs, PAR16 type, GU10 socket. Suitable for 1 circuit track rails 9902670, 9902680, 9902690, 9902700, Surface & Suspended systems.

Housing of die-cast aluminum, electrostatically painted with sandblasted finishing in 2 colors, sand white & sand black.



GU10 lampholder included in the package



2101940 - White body

2101950 - Black body

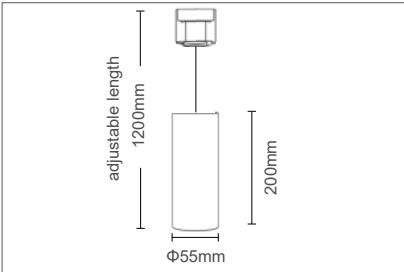


LUMO T

GENERAL INFORMATION

LUMO P is a pendant single phase led spot track light. Operated with LED bulbs, PAR16 type, GU10 socket. Suitable for 1 circuit track rails 9902670, 9902680, 9902690, 9902700, Surface & Suspended systems.

Housing of die-cast aluminum, electrostatically painted with sandblasted finishing in 2 colors, white, black & black with a PVC ring.



GU10 lampholder included in the package




2101960 - White body

2101970 - Black body

2102280 - Black body with PVC ring



LUMO P



PT1

9902670	White rail 1m
9902690	White rail 2m
9902680	Black rail 1m
9902700	Black rail 2m

PT1 is a family of 1 circuit single phase track rails in lengths of 1m & 2m. They are made of aluminium and electrostatically painted in white & black. End caps and power supply included on the rail.



APT1

9902650	White color
9902660	Black color

APT 1, are open angle connectors which are used in order to create the desire arrangement of track rails. Are made of plastic and painted in white & black.



APT1 CC

9902570	White corner connector
9902580	Black corner connector

APT1 CC, are 90° angle connectors which are used in order to create the desire arrangement of track rails. Are made of plastic and painted in white & black.



APT1 SC

9902630	White straight connector
9902640	Black straight connector

APT1 SC, are straight connectors which are used in order to create a straight line of track rails. Are made of plastic and painted in white & black.



APT1 TC

9902590	White "T" connector
9902600	Black "T" connector

APT1 TC, are "T" shape connectors which are used in order to create the desire arrangement of track rails. Are made of plastic and painted in white & black.



APT1 QC

9902610	White cross connector
9902620	Black cross connector

APT1 QC, are quadruple 90° connectors which are used in order to create a straight line of track rails. Are made of plastic and painted in white & black.

2

LINEAR LIGHTS
SURFACE, SUSPENDED & RECESSED
LED LIGHT FIXTURES



TECHNICAL SPECIFICATIONS

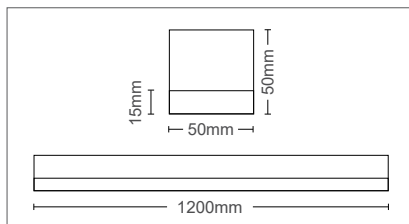
FITLINE 60 is a linear ceiling mounting lighting fixture, equipped with backlit technology of SANAN LED sources.

It can be installed on the surface of the ceiling or suspended, suspension set included in the package.


Housing of aluminum board electrostatically painted with sandblasted finishing in sand white & sand black.

Polycarbonate difusser.

CRI	80
Power Factor	>0.95
Voltage Range	170-240V
Beam Angle	120°
Protection Class	IP20
Working Temperature	-20°C/+50°C
Main Material	Aluminium & PC



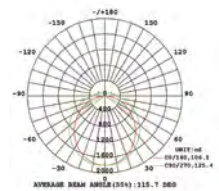
LINEAR LED LIGHTS



FITLINE 60

3300160 - Black color	60W	6600lm	4000K
3300150 - White color	60W	6600lm	4000K

PHOTOMETRIC DIAGRAM



TECHNICAL SPECIFICATIONS

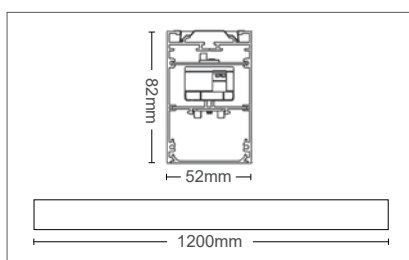
LINETA 40 is a linear ceiling mounting lighting fixture, equipped with backlit technology of SAMSUNG LED sources.

It can be installed on the surface of the ceiling or suspended, suspension set included in the package.

Housing of aluminum board electrostatically painted with sandblasted finishing in sand white & sand black.

Polycarbonate difusser.

CRI	80
Power Factor	>0.95
Voltage Range	170-240V
Beam Angle	120°
Protection Class	IP40
Working Temperature	-20°C/+40°C
Main Material	Aluminium

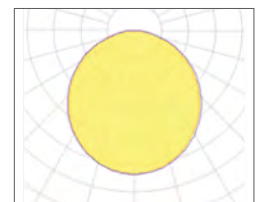


LINETA 40

2429810 - Black color	40W	4300lm	3000K
2429820 - Black color	40W	4400lm	4000K
2429780 - White color	40W	4300lm	3000K
2429790 - White color	40W	4400lm	4000K



PHOTOMETRIC DIAGRAM



GENERAL INFORMATION

PROFILED SL1 is a Professional line of Linear fixtures.

SAMSUNG LED sources applied in our standard version of Linear Light Group solutions.

OSRAM LED sources applied in our High Lumens version of Linear Light Group solutions, offer highest performance and long duration.

The solutions subject of proposal vary in terms of form and type of installation, with one common denominator: the quality of our products.

Linear standard versions are equipped with PHILIPS or TRIDONIC drivers.

Dimmable versions are equipped with TRIDONIC 3 in 1 driver with option of 3 different dimmings (DALI / I-10V / PUSH BUTTON).

It can be installed on the surface of the ceiling or Suspended. The suspension set must be ordered separately, (HSL).

It can be installed on the wall. The mounting set must be ordered separately, (WML).

Polycarbonate difusser with High Permeability. There is option to put microprismatic difusser with 60° and UGR<15. It has to be ordered separately (MDL).

Housing of aluminum board electrostatically painted in sand white & sand black.

5 YEARS WARRANTY | LED INSIDE | 170-265V | IP20 | UGR <19 | CRI Ra>88 | 100000h | x50000 | Non Dimm | Dimm Optional | 20-40°C



PROFILED SL1 20



STANDARD VERSION	2427700 - Black color	2427100 - White color	20W	2000lm	3000K
	2427710 - Black color	2427110 - White color	20W	2100lm	4000K
	2427720 - Black color	2427120 - White color	20W	2200lm	6500K
HIGH LUMENS VERSION	2427730 - Black color	2427130 - White color	20W	2900lm	3000K
	2427740 - Black color	2427140 - White color	20W	3000lm	4000K
	2427750 - Black color	2427150 - White color	20W	3100lm	6500K
DIMMABLE STANDARD VERSION	2427760 - Black color	2427160 - White color	20W	2000lm	3000K
	2427770 - Black color	2427170 - White color	20W	2100lm	4000K
	2427780 - Black color	2427180 - White color	20W	2200lm	6500K
DIMMABLE HIGH LUMENS VERSION	2427790 - Black color	2427190 - White color	20W	2900lm	3000K
	2427800 - Black color	2427200 - White color	20W	3000lm	4000K
	2427810 - Black color	2427210 - White color	20W	3100lm	6500K

microprismatic diffuser 60° / UGR<15

9990870 - microprismatic diffuser

SUSPENSION SET HSL

9910020 - Black color

9910030 - White color

WALL MOUNTING ACCESSORIES SET WML


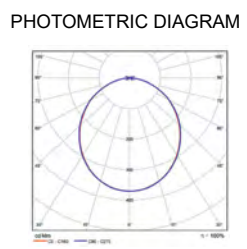
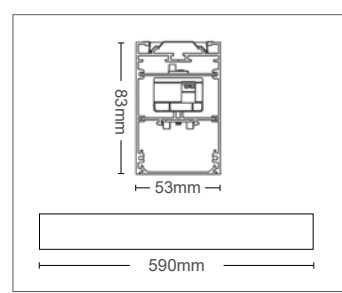
9911120 - Black color

9911100 - White color

MIDDLE CONNECTOR MCL (optional)

middle connector for all profiled sl1 series

9910010 - middle connector



GENERAL INFORMATION

PROFILED SL1 is a Professional line of Linear fixtures.

SAMSUNG LED sources applied in our standard version of Linear Light Group solutions.

OSRAM LED sources applied in our High Lumens version of Linear Light Group solutions, offer highest performance and long duration.

The solutions subject of proposal vary in terms of form and type of installation, with one common denominator: the quality of our products.

Linear standard versions are equipped with PHILIPS or TRIDONIC drivers.

Dimmable versions are equipped with TRIDONIC 3 in 1 driver with option of 3 different dimmings (DALI / I-10V / PUSH BUTTON).

It can be installed on the surface of the ceiling or Suspended. The suspension set must be ordered separately, (HSL).

It can be installed on the wall. The mounting set must be ordered separately, (WML).

Polycarbonate difusser with High Permeability. There is option to put microprismatic difusser with 60° and UGR<15. It has to be ordered separately (MDL).

Housing of aluminum board electrostatically painted in sand white & sand black.



microprismatic diffuser 60° / UGR<15

9990880 - microprismatic diffuser

SUSPENSION SET HSL



9910020 - Black color

9910030 - White color

WALL MOUNTING ACCESSORIES SET WML



9911120 - Black color

9911100 - White color


MIDDLE CONNECTOR MCL (optional)



middle connector for all profiled sl1 series

9910010 - middle connector

5 YEARS WARRANTY	LED INSIDE	170-265V	IP20	UGR <19	CRI Ra>88	100000h	x50000	Non Dimm	Dimm Optional	20-40°C
-------------------------------	----------------------	-----------------	-------------	-------------------	---------------------	----------------	---------------	-----------------	----------------------	----------------

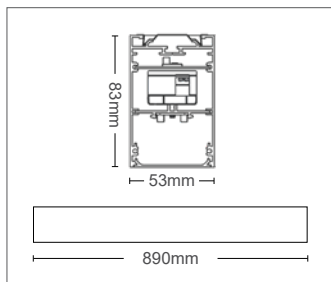


- 120°
- Sand black
- Sand white


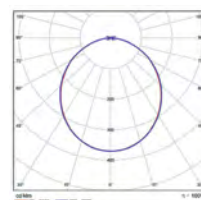
PROFILED SL1 32



STANDARD VERSION	2427820 - Black color	2427220 - White color	32W	3200lm	3000K
	2427830 - Black color	2427230 - White color	32W	3360lm	4000K
	2427840 - Black color	2427240 - White color	32W	3520lm	6500K
HIGH LUMENS VERSION	2427850 - Black color	2427250 - White color	32W	4640lm	3000K
	2427860 - Black color	2427260 - White color	32W	4800lm	4000K
	2427870 - Black color	2427270 - White color	32W	4960lm	6500K
DIMMABLE STANDARD VERSION	2427880 - Black color	2427280 - White color	32W	3200lm	3000K
	2427890 - Black color	2427290 - White color	32W	3360lm	4000K
	2427900 - Black color	2427300 - White color	32W	3520lm	6500K
DIMMABLE HIGH LUMENS VERSION	2427910 - Black color	2427310 - White color	32W	4640lm	3000K
	2427920 - Black color	2427320 - White color	32W	4800lm	4000K
	2427930 - Black color	2427330 - White color	32W	4960lm	6500K



PHOTOMETRIC DIAGRAM



GENERAL INFORMATION

PROFILED SL1 is a Professional line of Linear fixtures.

SAMSUNG LED sources applied in our standard version of Linear Light Group solutions.

OSRAM LED sources applied in our High Lumens version of Linear Light Group solutions, offer highest performance and long duration.

The solutions subject of proposal vary in terms of form and type of installation, with one common denominator: the quality of our products.

Linear standard versions are equipped with PHILIPS or TRIDONIC drivers.


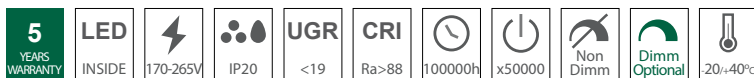
Dimmable versions are equipped with TRIDONIC 3 in 1 driver with option of 3 different dimmings (DALI / I-10V / PUSH BUTTON).

It can be installed on the surface of the ceiling or Suspended. The suspension set must be ordered separately, (HSL).

It can be installed on the wall. The mounting set must be ordered separately, (WML).

Polycarbonate difusser with High Permeability. There is option to put microprismatic difusser with 60° and UGR<15. It has to be ordered separately (MDL).

Housing of aluminum board electrostatically painted in sand white & sand black.



PROFILED SL1 40



STANDARD VERSION	2427940 - Black color	2427340 - White color	40W	4200lm	3000K
	2427950 - Black color	2427350 - White color	40W	4410lm	4000K
	2427960 - Black color	2427360 - White color	40W	4620lm	6500K
HIGH LUMENS VERSION	2427970 - Black color	2427370 - White color	40W	5800lm	3000K
	2427980 - Black color	2427380 - White color	40W	6000lm	4000K
	2427990 - Black color	2427390 - White color	40W	6200lm	6500K
DIMMABLE STANDARD VERSION	2428000 - Black color	2427400 - White color	40W	4200lm	3000K
	2428010 - Black color	2427410 - White color	40W	4410lm	4000K
	2428020 - Black color	2427420 - White color	40W	4620lm	6500K
DIMMABLE HIGH LUMENS VERSION	2428030 - Black color	2427430 - White color	40W	5800lm	3000K
	2428040 - Black color	2427440 - White color	40W	6000lm	4000K
	2428050 - Black color	2427450 - White color	40W	6200lm	6500K



microprismatic diffuser 60° / UGR<15

9990890 - microprismatic diffuser

SUSPENSION SET HSL



9910020 - Black color

9910030 - White color

WALL MOUNTING ACCESSORIES SET WML



9911120 - Black color

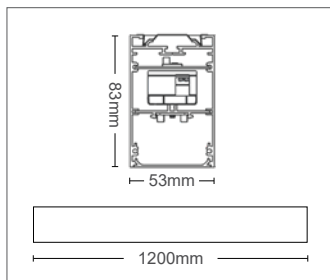
9911100 - White color

MIDDLE CONNECTOR MCL (optional)


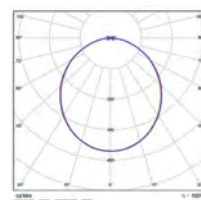


middle connector for all profiled sl1 series

9910010 - middle connector



PHOTOMETRIC DIAGRAM



GENERAL INFORMATION

PROFILED SL1 is a Professional line of Linear fixtures.

SAMSUNG LED sources applied in our standard version of Linear Light Group solutions.

OSRAM LED sources applied in our High Lumens version of Linear Light Group solutions, offer highest performance and long duration.

The solutions subject of proposal vary in terms of form and type of installation, with one common denominator: the quality of our products.

Linear standard versions are equipped with PHILIPS or TRIDONIC drivers.

Dimmable versions are equipped with TRIDONIC 3 in 1 driver with option of 3 different dimmings (DALI / I-10V / PUSH BUTTON).

It can be installed on the surface of the ceiling or Suspended. The suspension set must be ordered separately, (HSL).

It can be installed on the wall. The mounting set must be ordered separately, (WML).

Polycarbonate difusser with High Permeability. There is option to put microprismatic difusser with 60° and UGR<15. It has to be ordered separately (MDL).

Housing of aluminum board electrostatically painted in sand white & sand black.



microprismatic diffuser 60° / UGR<15

9990900 - microprismatic diffuser

SUSPENSION SET HSL



9910020 - Black color

9910030 - White color

WALL MOUNTING ACCESSORIES SET WML



9911120 - Black color

9911100 - White color


MIDDLE CONNECTOR MCL (optional)



middle connector for all profiled sl1 series

9910010 - middle connector

5 YEARS WARRANTY	LED INSIDE	170-265V	IP20	UGR <19	CRI Ra>88	100000h	x50000	Non Dimm	Dimm Optional	20-40°C
-------------------------------	----------------------	-----------------	-------------	-------------------	---------------------	----------------	---------------	-----------------	----------------------	----------------



120°

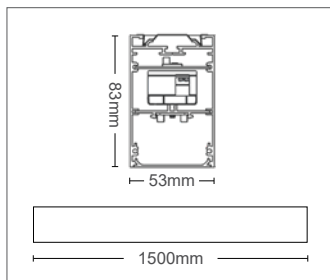
Sand black

Sand white


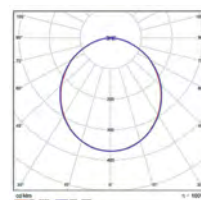
PROFILED SL1 50



STANDARD VERSION	2428060 - Black color	2427460 - White color	50W	5000lm	3000K
	2428070 - Black color	2427470 - White color	50W	5250lm	4000K
	2428080 - Black color	2427480 - White color	50W	5500lm	6500K
HIGH LUMENS VERSION	2428090 - Black color	2427490 - White color	50W	7250lm	3000K
	2428100 - Black color	2427500 - White color	50W	7500lm	4000K
	2428110 - Black color	2427510 - White color	50W	7750lm	6500K
DIMMABLE STANDARD VERSION	2428120 - Black color	2427520 - White color	50W	5000lm	3000K
	2428130 - Black color	2427530 - White color	50W	5250lm	4000K
	2428140 - Black color	2427540 - White color	50W	5500lm	6500K
DIMMABLE HIGH LUMENS VERSION	2428150 - Black color	2427550 - White color	50W	7250lm	3000K
	2428160 - Black color	2427560 - White color	50W	7500lm	4000K
	2428170 - Black color	2427570 - White color	50W	7750lm	6500K



PHOTOMETRIC DIAGRAM



GENERAL INFORMATION

PROFILED SL1 is a Professional line of Linear fixtures.

SAMSUNG LED sources applied in our standard version of Linear Light Group solutions.

OSRAM LED sources applied in our High Lumens version of Linear Light Group solutions, offer highest performance and long duration.

The solutions subject of proposal vary in terms of form and type of installation, with one common denominator: the quality of our products.

Linear standard versions are equipped with PHILIPS or TRIDONIC drivers.

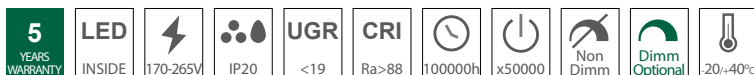
Dimmable versions are equipped with TRIDONIC 3 in 1 driver with option of 3 different dimmings (DALI / I-10V / PUSH BUTTON).

It can be installed on the surface of the ceiling or Suspended. The suspension set must be ordered separately, (HSL).

It can be installed on the wall. The mounting set must be ordered separately, (WML).

Polycarbonate difusser with High Permeability. There is option to put microprismatic difusser with 60° and UGR<15. It has to be ordered separately (MDL).

Housing of aluminum board electrostatically painted in sand white & sand black.



PROFILED SL1 66



STANDARD VERSION	2428180 - Black color	2427580 - White color	66W	6600lm	3000K
	2428190 - Black color	2427590 - White color	66W	6930lm	4000K
	2428200 - Black color	2427600 - White color	66W	7260lm	6500K
HIGH LUMENS VERSION	2428210 - Black color	2427610 - White color	66W	9570lm	3000K
	2428220 - Black color	2427620 - White color	66W	9900lm	4000K
	2428230 - Black color	2427630 - White color	66W	10230lm	6500K
DIMMABLE STANDARD VERSION	2428240 - Black color	2427640 - White color	66W	6600lm	3000K
	2428250 - Black color	2427650 - White color	66W	6930lm	4000K
	2428260 - Black color	2427660 - White color	66W	7260lm	6500K
DIMMABLE HIGH LUMENS VERSION	2428270 - Black color	2427670 - White color	66W	9570lm	3000K
	2428280 - Black color	2427680 - White color	66W	9900lm	4000K
	2428290 - Black color	2427690 - White color	66W	10230lm	6500K



microprismatic diffuser 60° / UGR<15

9990910 - microprismatic diffuser

SUSPENSION SET HSL



9910020 - Black color

9910030 - White color

WALL MOUNTING ACCESSORIES SET WML



9911120 - Black color

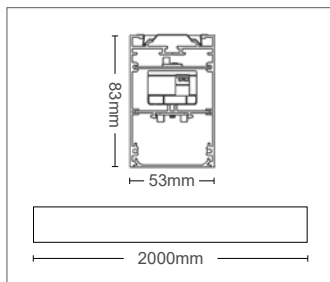
9911100 - White color

MIDDLE CONNECTOR MCL (optional)

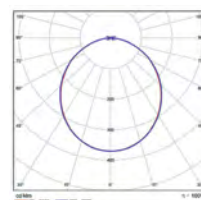


middle connector for all profiled sl1 series

9910010 - middle connector



PHOTOMETRIC DIAGRAM



GENERAL INFORMATION

TETRIS 2 SL1 is an Angular connector for Linears PROFILED SL1. Is a Professional Line of fixtures.

SAMSUNG LED sources applied in our standard version of Linear Light Group solutions.

OSRAM LED sources applied in our High Lumens version of Linear Light Group solutions, offer highest performance and long duration.

The solutions subject of proposal vary in terms of form and type of installation, with one common denominator: the quality of our products.

Linear standard versions are equipped with PHILIPS or TRIDONIC drivers.

Dimmable versions are equipped with TRIDONIC 3 in 1 driver with option of 3 different dimmings (DALI / I-10V / PUSH BUTTON).

It can be installed on the surface of the ceiling or Suspended. The suspension set must be ordered separately, (HSL).

It can be installed on the wall. The mounting set must be ordered separately, (WML).

Polycarbonate difusser with High Permeability. There is option to put microprismatic difusser with 60° and UGR<15. It has to be ordered separately (MDL).


Housing of aluminum board electrostatically painted in sand white & sand black.

5 YEARS WARRANTY	LED INSIDE	170-265V	IP20	UGR <19	CRI Ra>88	100000h	x50000	Non Dimm	Dimm Optional	20-40°C
-------------------------------	----------------------	-----------------	-------------	-------------------	---------------------	----------------	---------------	-----------------	----------------------	----------------

120°

Sand black

Sand white



TETRIS 2 SL1



STANDARD VERSION	2429140 - Black color	2429020 - White color	9W	900lm	3000K
	2429150 - Black color	2429030 - White color	9W	945lm	4000K
	2429160 - Black color	2429040 - White color	9W	990lm	6500K
HIGH LUMENS VERSION	2429170 - Black color	2429050 - White color	9W	1260lm	3000K
	2429180 - Black color	2429060 - White color	9W	1350lm	4000K
	2429190 - Black color	2429070 - White color	9W	1395lm	6500K
DIMMABLE STANDARD VERSION	2429200 - Black color	2429080 - White color	9W	900lm	3000K
	2429210 - Black color	2429090 - White color	9W	945lm	4000K
	2429220 - Black color	2429100 - White color	9W	990lm	6500K
DIMMABLE HIGH LUMENS VERSION	2429230 - Black color	2429110 - White color	9W	1260lm	3000K
	2429240 - Black color	2429120 - White color	9W	1350lm	4000K
	2429250 - Black color	2429130 - White color	9W	1395lm	6500K



microprismatic diffuser 60° / UGR<15

9990920 - microprismatic diffuser

SUSPENSION SET HSL



9910020 - Black color

9910030 - White color

WALL MOUNTING ACCESSORIES SET WML



9911120 - Black color


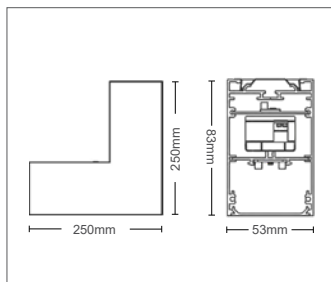
9911100 - White color

MIDDLE CONNECTOR MCL (optional)



middle connector for all profiled sl1 series

9910010 - middle connector



GENERAL INFORMATION

TETRIS 3 SL1 is a "T" connector for Linears PROFILED SL1. Is a Professional Line of fixtures.

SAMSUNG LED sources applied in our standard version of Linear Light Group solutions.

OSRAM LED sources applied in our High Lumens version of Linear Light Group solutions, offer highest performance and long duration.

The solutions subject of proposal vary in terms of form and type of installation, with one common denominator: the quality of our products. Linear standard versions are equipped with PHILIPS or TRIDONIC drivers.

Dimmable versions are equipped with TRIDONIC 3 in 1 driver with option of 3 different dimmings (DALI / I-10V / PUSH BUTTON).


It can be installed on the surface of the ceiling or Suspended. The suspension set must be ordered separately, (HSL).

It can be installed on the wall. The mounting set must be ordered separately, (WML).

Polycarbonate difusser with High Permeability. There is option to put microprismatic difusser with 60° and UGR<15. It has to be ordered separately (MDL).

Housing of aluminum board electrostatically painted in sand white & sand black.

5 YEARS WARRANTY	LED INSIDE	170-265V	IP20	UGR <19	CRI Ra>88	100000h	x50000	Non Dimm	Dimm Optional	20-40°C
-------------------------------	----------------------	-----------------	-------------	-------------------	---------------------	----------------	---------------	-----------------	----------------------	----------------



TETRIS 3 SL1



STANDARD VERSION	2429380 - Black color	2429260 - White color	9W	900lm	3000K
	2429390 - Black color	2429270 - White color	9W	945lm	4000K
	2429400 - Black color	2429280 - White color	9W	990lm	6500K
HIGH LUMENS VERSION	2429410 - Black color	2429290 - White color	9W	1260lm	3000K
	2429420 - Black color	2429300 - White color	9W	1350lm	4000K
	2429430 - Black color	2429310 - White color	9W	1395lm	6500K
DIMMABLE STANDARD VERSION	2429440 - Black color	2429320 - White color	9W	900lm	3000K
	2429450 - Black color	2429330 - White color	9W	945lm	4000K
	2429460 - Black color	2429340 - White color	9W	990lm	6500K
DIMMABLE HIGH LUMENS VERSION	2429470 - Black color	2429350 - White color	9W	1260lm	3000K
	2429480 - Black color	2429360 - White color	9W	1350lm	4000K
	2429490 - Black color	2429370 - White color	9W	1395lm	6500K



microprismatic diffuser 60° / UGR<15

9990930 - microprismatic diffuser

HANGING SET HSL (optional)



9910020 - Black color


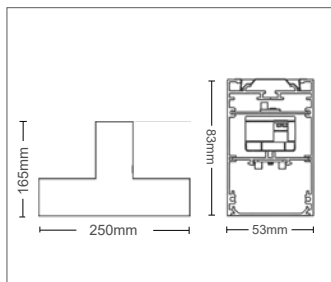
9910030 - White color

MIDDLE CONNECTOR MCL (optional)



middle connector for all profiled sl1 series

9910080 - middle connector



GENERAL INFORMATION

TETRIS 4 SL1 is a Cross connector for Linears PROFILED SL1. Is a Professional Line of fixtures.

SAMSUNG LED sources applied in our standard version of Linear Light Group solutions. OSRAM LED sources applied in our High Lumens version of Linear Light Group solutions, offer highest performance and long duration.

The solutions subject of proposal vary in terms of form and type of installation, with one common denominator: the quality of our products. Linear standard versions are equipped with PHILIPS or TRIDONIC drivers.

Dimmable versions are equipped with TRIDONIC 3 in 1 driver with option of 3 different dimmings (DALI / I-10V / PUSH BUTTON).


It can be installed on the surface of the ceiling or Suspended. The suspension set must be ordered separately, (HSL).

It can be installed on the wall. The mounting set must be ordered separately, (WML).

Polycarbonate difusser with High Permeability. There is option to put microprismatic difusser with 60° and UGR<15. It has to be ordered separately (MDL).

Housing of aluminum board electrostatically painted in sand white & sand black.

5 YEARS WARRANTY | LED INSIDE | 170-265V | IP20 | UGR <19 | CRI Ra>88 | 100000h | x50000 | Non Dimm | Dimm Optional | 20-40°C



TETRIS 4 SL1



STANDARD VERSION	2429620 - Black color	2429500 - White color	9W	900lm	3000K
	2429630 - Black color	2429510 - White color	9W	945lm	4000K
	2429640 - Black color	2429520 - White color	9W	990lm	6500K
HIGH LUMENS VERSION	2429650 - Black color	2429530 - White color	9W	1260lm	3000K
	2429660 - Black color	2429540 - White color	9W	1350lm	4000K
	2429670 - Black color	2429550 - White color	9W	1395lm	6500K
DIMMABLE STANDARD VERSION	2429680 - Black color	2429560 - White color	9W	900lm	3000K
	2429690 - Black color	2429570 - White color	9W	945lm	4000K
	2429700 - Black color	2429580 - White color	9W	990lm	6500K
DIMMABLE HIGH LUMENS VERSION	2429710 - Black color	2429590 - White color	9W	1260lm	3000K
	2429720 - Black color	2429600 - White color	9W	1350lm	4000K
	2429730 - Black color	2429610 - White color	9W	1395lm	6500K



microprismatic diffuser 60° / UGR<15

9990940 - microprismatic diffuser

HANGING SET HSL (optional)



9910020 - Black color


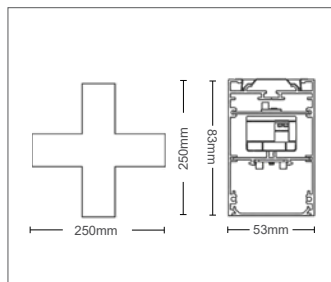
9910030 - White color

MIDDLE CONNECTOR MCL (optional)



middle connector for all profiled sl1 series

9910010 - middle connector



GENERAL INFORMATION

PROFILED DIL1 is an up & down Professional Linear fixture.

SAMSUNG LED sources applied in our standard version of Linear Light Group solutions.

OSRAM LED sources applied in our High Lumens version of Linear Light Group solutions, offer highest performance and long duration.

The solutions subject of proposal vary in terms of form and type of installation, with one common denominator: the quality of our products.

Linear standard versions are equipped with PHILIPS or TRIDONIC drivers.

Dimmable versions are equipped with TRIDONIC 3 in 1 driver with option of 3 different dimmings (DALI / 1-10V / PUSH BUTTON).

It can be installed Suspended. Suspension set included in the package.

Polycarbonate difusser with High Permeability. There is option to put microprismatic difusser with 60° and UGR<15. It has to be ordered seperately (MDL).

Housing of aluminum board electrostatically painted in sand white & sand black.

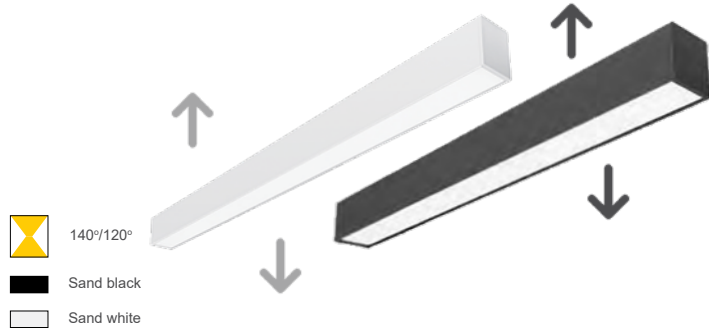
SUSPENSION SET



9910020 - Black color

9910030 - White color

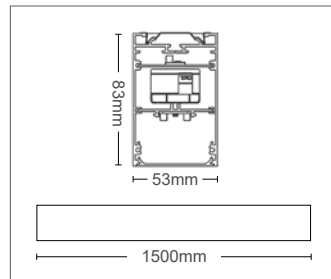
5 YEARS WARRANTY	LED INSIDE	170-265V	IP20	UGR <19	CRI Ra>88	100000h	x50000	Non Dimm	Dimm Optional	20~40°C
-------------------------------	----------------------	-----------------	-------------	-------------------	---------------------	----------------	---------------	-----------------	----------------------	----------------





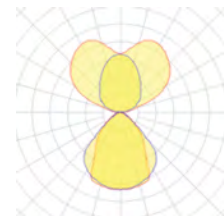
PROFILED DIL1 63



STANDARD VERSION	2430100 - Black	2430070 - White	80W (48W+32W)	4800/3200lm	3000K
	2430110 - Black	2430080 - White	80W (48W+32W)	5040/3360lm	4000K
	2430120 - Black	2430090 - White	80W (48W+32W)	5280/3500lm	6000K
HIGH LUMENS VERSION	2430160 - Black	2430130 - White	86W (50W+36W)	7250/5040lm	3000K
	2430170 - Black	2430140 - White	86W (50W+36W)	7500/5220lm	4000K
	2430180 - Black	2430150 - White	86W (50W+36W)	7750/5580lm	6000K



PHOTOMETRIC DIAGRAM





GENERAL INFORMATION

PROFILED RL is a Professional line of Linear-fixtures.

SAMSUNG LED sources applied in our standard version of Linear Light Group solutions.

OSRAM LED sources applied in our High Lumens version of Linear Light Group solutions, offer highest performance and long duration.

The solutions subject of proposal vary in terms of form and type of installation, with one common denominator: the quality of our products.

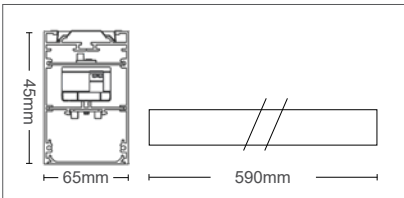
Dimmable versions are equipped with TRIDONIC 3 in 1 driver with option of 3 different dimmings (DALI / I-10V / PUSH BUTTON).

Intended for Recessed installation.

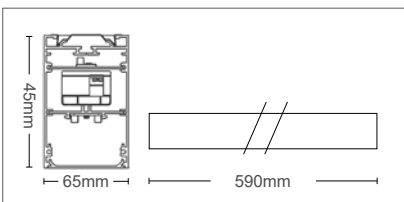
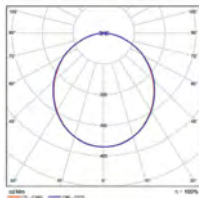
Housing of aluminum board electrostatically painted with sandblasted finishing in sand white & sand black.

Different body color is possible according to the project needs.

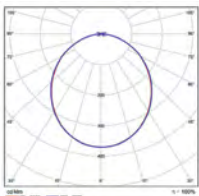
Polycarbonate difusser with High Permeability.



PHOTOMETRIC DIAGRAM



PHOTOMETRIC DIAGRAM



99909650 - microprismatic diffuser

RECESSED LINEAR LED LIGHTS

5 YEARS WARRANTY | LED INSIDE | 170-265V | IP20 | UGR <19 | CRI Ra>88 | 100000h | x50000 | Non Dimm | Dimm Optional | 20-40°C



PROFILED RL1 20



STANDARD VERSION	2428300 - Black color	2428540 - White color	20W	2000lm	3000K
	2428310 - Black color	2428550 - White color	20W	2100lm	4000K
	2428320 - Black color	2428560 - White color	20W	2200lm	6500K
HIGH LUMENS VERSION	2428330 - Black color	2428570 - White color	20W	2900lm	3000K
	2428340 - Black color	2428580 - White color	20W	3000lm	4000K
	2428350 - Black color	2428590 - White color	20W	3100lm	6500K
DIMMABLE STANDARD VERSION	2428360 - Black color	2428600 - White color	20W	2000lm	3000K
	2428370 - Black color	2428610 - White color	20W	2100lm	4000K
	2428380 - Black color	2428620 - White color	20W	2200lm	6500K
DIMMABLE HIGH LUMENS VERSION	2428390 - Black color	2428630 - White color	20W	2900lm	3000K
	2428400 - Black color	2428640 - White color	20W	3000lm	4000K
	2428410 - Black color	2428650 - White color	20W	3100lm	6500K

PROFILED RL1 40



STANDARD VERSION	2428420 - Black color	2428660 - White color	40W	4200lm	3000K
	2428430 - Black color	2428670 - White color	40W	4210lm	4000K
	2428440 - Black color	2428680 - White color	40W	4640lm	6500K
HIGH LUMENS VERSION	2428450 - Black color	2428690 - White color	40W	5800lm	3000K
	2428460 - Black color	2428700 - White color	40W	6000lm	4000K
	2428470 - Black color	2428710 - White color	40W	6200lm	6500K
DIMMABLE STANDARD VERSION	2428480 - Black color	2428720 - White color	40W	4200lm	3000K
	2428490 - Black color	2428730 - White color	40W	4210lm	4000K
	2428500 - Black color	2428740 - White color	40W	4640lm	6500K
DIMMABLE HIGH LUMENS VERSION	2428510 - Black color	2428750 - White color	40W	5800lm	3000K
	2428520 - Black color	2428760 - White color	40W	6000lm	4000K
	2428530 - Black color	2428770 - White color	40W	6200lm	6500K

GENERAL INFORMATION

TETRIS 2 RL1 is a recessed Angular connector for Linears PROFILED RL1. Is a Professional line of fixtures.

SAMSUNG LED sources applied in our Linear Ceiling Light Group solutions, offer high performance and long duration.

OSRAM LED sources applied in our High Lumens version of Linear Light Group solutions, offer highest performance and long duration.

The solutions subject of proposal vary in terms of form and type of installation, with one common denominator: the quality of our products.

Linear standard versions are equipped with PHILIPS or TRIDONIC drivers.

Dimmable versions are equipped with TRIDONIC 3 in 1 driver with option of 3 different dimmings (DALI / I-10V / PUSH BUTTON).

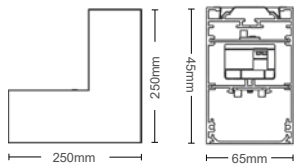
Polycarbonate difusser with High Permeability. There is option to put microprismatic difusser with 60° and UGR<15. It has to be ordered separately (MDL).

Housing of aluminum board electrostatically painted in sand white & sand black.



microprismatic diffuser 60° / UGR<15

9990960 - microprismatic diffuser



RECESSED LINEAR LED LIGHTS


5 YEARS WARRANTY	LED INSIDE	170-265V	IP20	UGR <19	CRI Ra>88	100000h	x50000	Non Dimm	Dimm Optional	20-40°C
-------------------------------	----------------------	-----------------	-------------	-------------------	---------------------	----------------	---------------	-----------------	----------------------	----------------



TETRIS 2 RL1



STANDARD VERSION	2428900 - Black color	2428780 - White color	9W	900lm	3000K
	2428910 - Black color	2428790 - White color	9W	945lm	4000K
	2428920 - Black color	2428800 - White color	9W	990lm	6500K
HIGH LUMENS VERSION	2428930 - Black color	2428810 - White color	9W	1260lm	3000K
	2428940 - Black color	2428820 - White color	9W	1350lm	4000K
	2428950 - Black color	2428830 - White color	9W	1395lm	6500K
DIMMABLE STANDARD VERSION	2428960 - Black color	2428840 - White color	9W	900lm	3000K
	2428970 - Black color	2428850 - White color	9W	945lm	4000K
	2428980 - Black color	2428860 - White color	9W	990lm	6500K
DIMMABLE HIGH LUMENS VERSION	2428990 - Black color	2428870 - White color	9W	1260lm	3000K
	2429000 - Black color	2428880 - White color	9W	1350lm	4000K
	2429010 - Black color	2428890 - White color	9W	1395lm	6500K



2024
lighting
electrical
catalog

3

CEILING LIGHTS

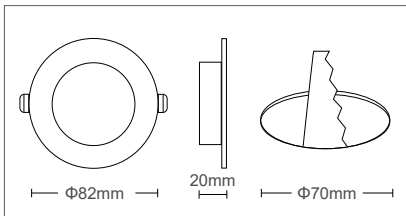
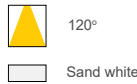
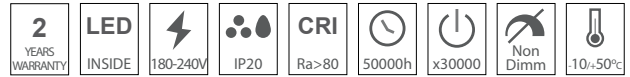
**RECESSED, SURFACE & SUSPENDED
LIGHTING PANELS & PLAFONS**

GENERAL INFORMATION

LENA RX is a family of round recessed led light fixtures equipped with SANAN LED sources in the sidelight position.

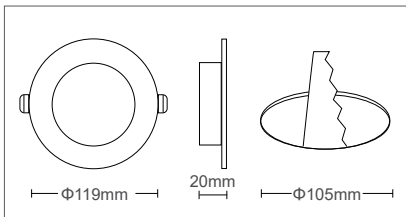
Housing of aluminum board electrostatically painted with sandblasted finishing in sand white.

Diffuser of opal polystyrene with 120° beam angle. Driver is included in the package.



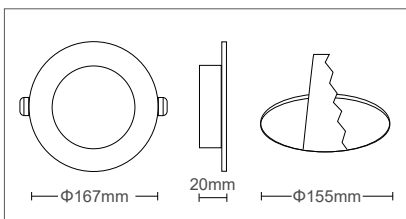
LENA RX 3

2023880	3W	282lm	3000K
2023890	3W	285lm	4000K
2023900	3W	300lm	6000K



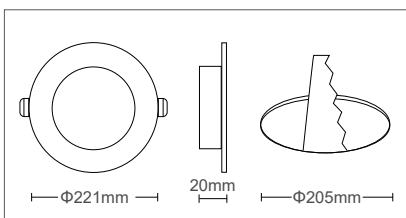
LENA RX 6

2023910	6W	564lm	3000K
2023920	6W	570lm	4000K
2023930	6W	600lm	6000K



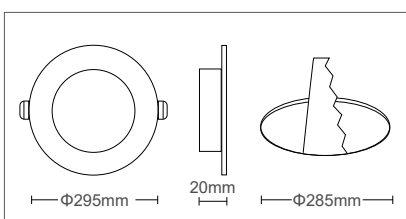
LENA RX 12

2023940	12W	1128lm	3000K
2023950	12W	1140lm	4000K
2023960	12W	1200lm	6000K



LENA RX 18

2023970	18W	1692lm	3000K
2023980	18W	1710lm	4000K
2023990	18W	1800lm	6000K



LENA RX 24

2024000	24W	2256lm	3000K
2024010	24W	2280lm	4000K
2024020	24W	2400lm	6000K

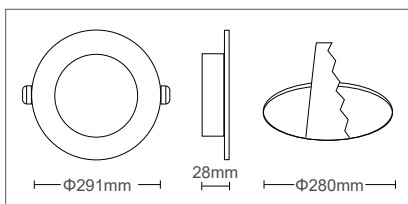
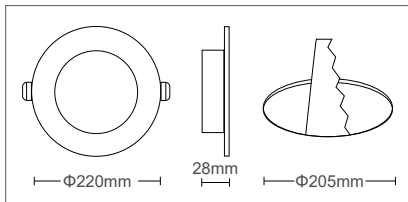
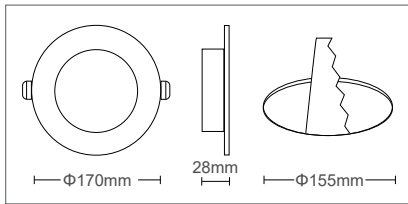
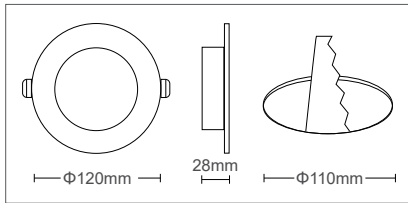
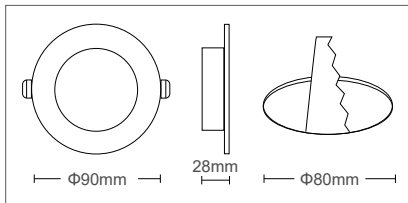
GENERAL INFORMATION

LINA R is a family of round recessed led light fixtures equipped with SANAN LED sources in the backlight position.

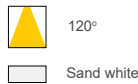
Housing of PP painted with in sand white.

Diffuser of opal polystyrene with anti-yellow treatment with 120° beam angle & UGR<19.

Driver is included in the package.



RECESSED LED CEILING
PANEL LIGHTS



LINA R3

2027160	3W	330lm	4000K
2027170	3W	330lm	6000K

LINA R6

2027180	6W	660lm	4000K
2027190	6W	660lm	6000K

LINA R12

2027200	12W	1320lm	4000K
2027210	12W	1320lm	6000K

LINA R18

2027220	18W	1980lm	4000K
2027230	18W	1980lm	6000K

LINA R24

2027240	24W	2640lm	4000K
2027250	24W	2640lm	6000K

RECESSED LED CEILING
PANEL LIGHTS

GENERAL INFORMATION

DARIA R is a family of round recessed led light fixtures equipped with SANAN LED sources in the backlight position.

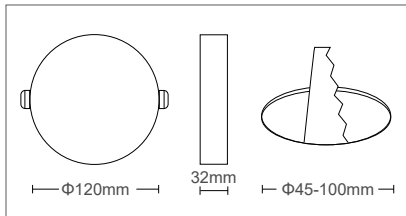
Housing of aluminum board electrostatically painted with sandblasted finishing in mat white.

Diffuser of opal polycarbonate with anti-yellow treatment with 170° beam angle & UGR<19.

Standard driver is included in the package.

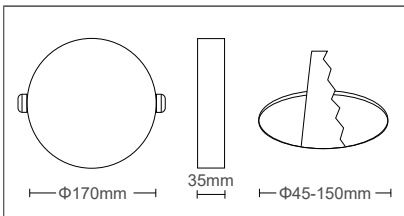


Adjustable positions for the hooks in order to fit to many different hall sizes



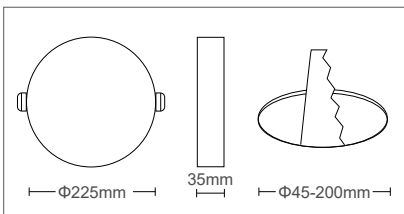
DARIA R 17

2025510	17W	1872lm	4000K
2025520	17W	1908lm	6500K



DARIA R 24

2025540	24W	2544lm	4000K
2025550	24W	2592lm	6500K



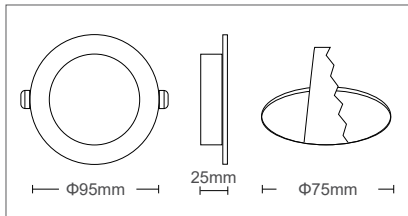
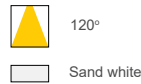
DARIA R 36

2025570	36W	3888lm	4000K
2025580	36W	3960lm	6500K

GENERAL INFORMATION

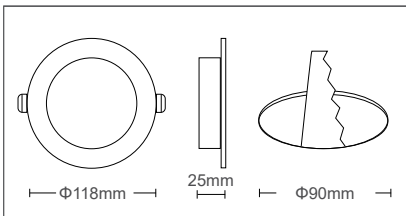
HELEN R is a family of round waterproof recessed led light fixtures equipped with SANAN LED sources in the backlight position.
Housing of aluminum board electrostatically painted with sandblasted finishing in sand white.
Diffuser of opal polycarbonate with anti-yellow treatment.
Driver is included in the package.

RECESSED LED CEILING
PANEL LIGHTS



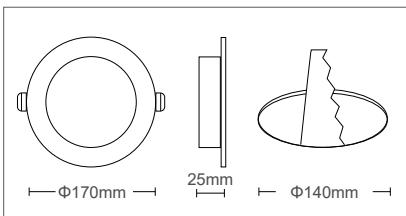
HELEN R 5

2024360	5W	425lm	3000K
2027480	5W	425lm	4000K
2027490	5W	207lm	6000K



HELEN R 9

2027500	9W	765lm	4000K
2027510	9W	765lm	6000K



HELEN R 18

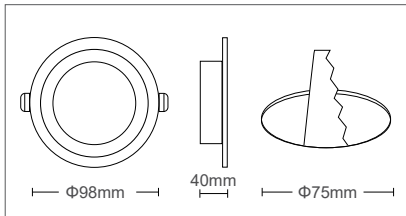
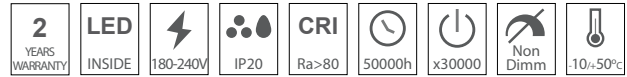
2027520	18W	1530lm	4000K
2027530	18W	1530lm	6000K

GENERAL INFORMATION

LENA RG is a family of round recessed led light fixtures equipped with SANAN LED sources in the backlight position.

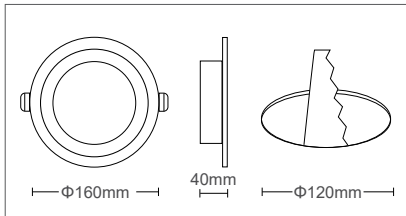
Housing of glass & aluminum board electrostatically painted with sandblasted finishing in sand white.

Diffuser of semi transparent glass with 120° beam angle. Driver is included in the package.



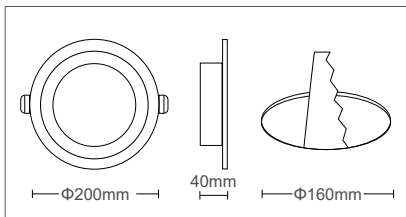
LENA RG 6

2023400	6W	564lm	3000K
2023410	6W	570lm	4000K
2023420	6W	600lm	6000K



LENA RG 12

2023430	12W	1128lm	3000K
2023440	12W	1140lm	4000K
2023450	12W	1200lm	6000K



LENA RG 16

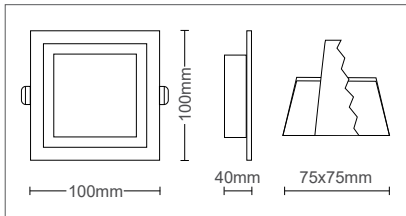
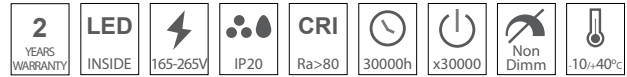
2023460	16W	1440lm	3000K
2023470	16W	1504lm	4000K
2023480	16W	1520lm	6000K

GENERAL INFORMATION

LENA SG is a family of square recessed led light fixtures equipped with SANAN LED sources in the backlight position.

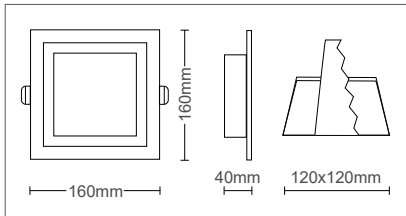
Housing of glass & aluminum board electrostatically painted with sandblasted finishing in sand white.

Diffuser of semi transparent glass with 120° beam angle. Driver is included in the package.



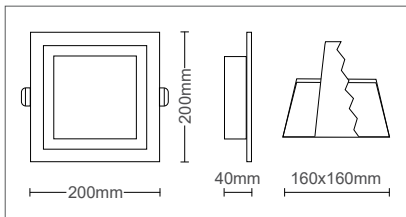
LENA SG 6

2023490	6W	564lm	3000K
2023500	6W	570lm	4000K
2023510	6W	600lm	6000K



LENA SG 12

2023520	12W	1128lm	3000K
2023530	12W	1140lm	4000K
2023540	12W	1200lm	6000K



LENA SG 16

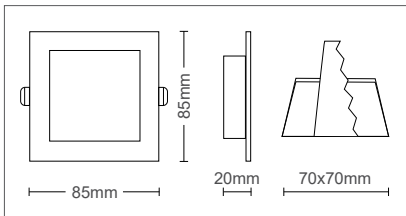
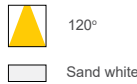
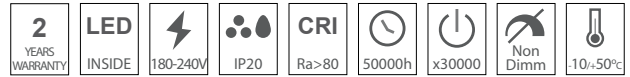
2023550	16W	1440lm	3000K
2023560	16W	1504lm	4000K
2023570	16W	1520lm	6000K

GENERAL INFORMATION

LENA SX is a family of square recessed led light fixtures equipped with SANAN LED sources in the sidelight position.

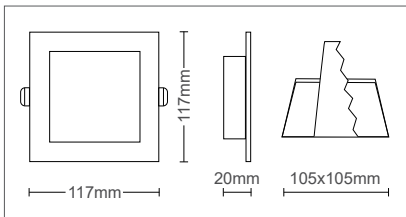
Housing of aluminum board electrostatically painted with sandblasted finishing in sand white.

Diffuser of opal polystyrene with 120° beam angle. Driver is included in the package.



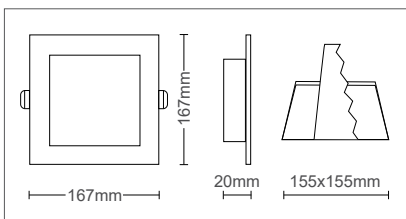
LENA SX 3

2024030	3W	282lm	3000K
2024040	3W	285lm	4000K
2024050	3W	300lm	6000K



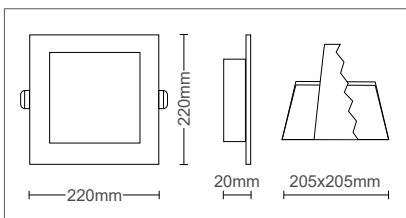
LENA SX 6

2024060	6W	564lm	3000K
2024070	6W	570lm	4000K
2024080	6W	600lm	6000K



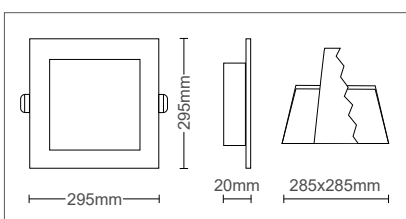
LENA SX 12

2024090	12W	1128lm	3000K
2024100	12W	1140lm	4000K
2024110	12W	1200lm	6000K



LENA SX 18

2024120	18W	1692lm	3000K
2024130	18W	1710lm	4000K
2024140	18W	1800lm	6000K



LENA SX 24

2024150	24W	2256lm	3000K
2024160	24W	2280lm	4000K
2024170	24W	2400lm	6000K

RECESSED LED CEILING
PANEL LIGHTS

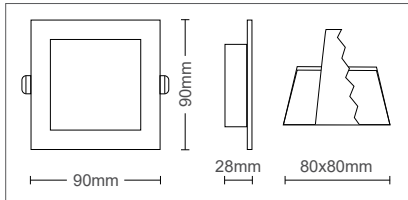
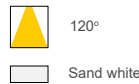
GENERAL INFORMATION

LINA R is a family of square recessed led light fixtures equipped with SANAN LED sources in the backlight position.

Housing of PP painted with in sand white.

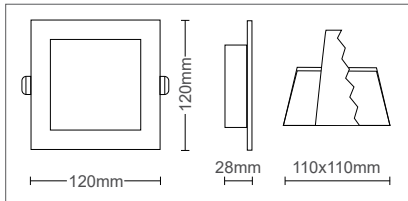
Diffuser of opal polystyrene with anti-yellow treatment with 120° beam angle & UGR<19.

Driver is included in the package.



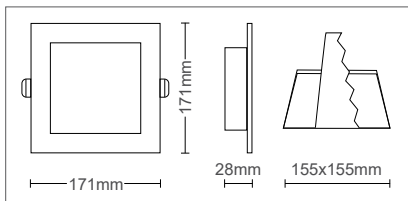
LINA S 3

2027260	3W	330lm	4000K
2027270	3W	330lm	6000K



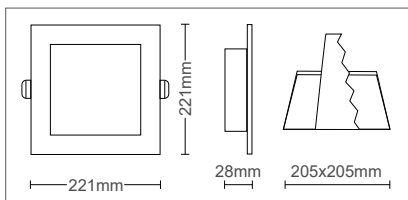
LINA S 6

2027280	6W	660lm	4000K
2027290	6W	660lm	6000K



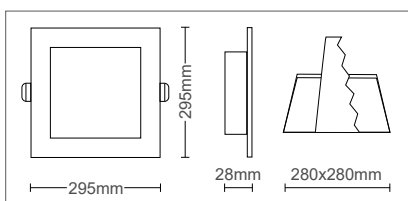
LINA S 12

2027300	12W	1320lm	4000K
2027310	12W	1320lm	6000K



LINA S 18

2027320	18W	1980lm	4000K
2027330	18W	1980lm	6000K



LINA S 24

2027340	24W	2640lm	4000K
2027350	24W	2640lm	6000K

SURFACE LED CEILING
PANEL LIGHTS

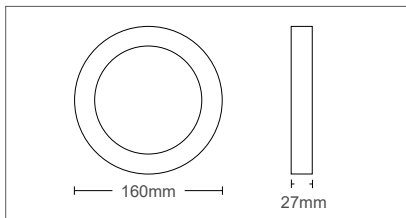
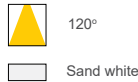
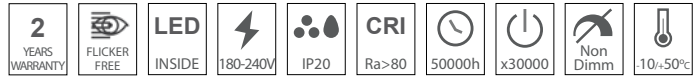
GENERAL INFORMATION

LINDA-R is a family of round surface led light fixtures equipped with SANAN LED sources in the sidelight position.

Housing of die-cast aluminum board electrostatically painted with sandblasted finishing in sand white.

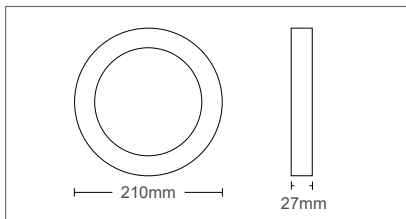
Diffuser of opal polypropylene with 120° beam angle.

Driver is included in the package.



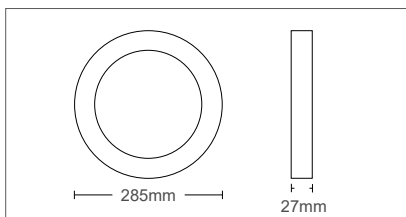
LINDA R 12

2023640	12W	1128lm	3000K
2023650	12W	1140lm	4000K
2023660	12W	1200lm	6500K



LINDA R 20

2023670	20W	1880lm	3000K
2023680	20W	1900lm	4000K
2023690	20W	2000lm	6500K



LINDA R 24

2023700	24W	2256lm	3000K
2023710	24W	2280lm	4000K
2023720	24W	2400lm	6500K

SURFACE LED CEILING
PANEL LIGHTS

GENERAL INFORMATION

LARA R is a family of round surface led light fixtures equipped with SANAN LED sources in the backlight position.

Housing of PP painted with in sand white.

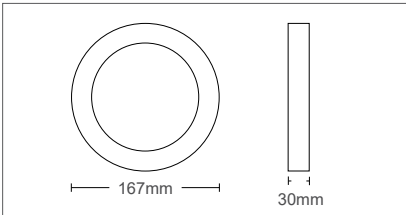
Diffuser of opal polystyrene with anti-yellow treatment with 120° beam angle & UGR<19.

Driver is included in the package.



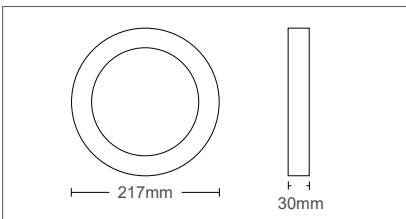
120°

Sand white



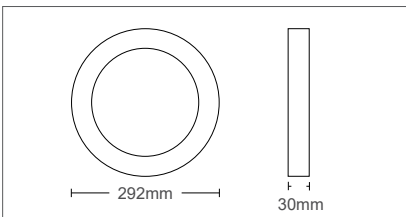
LARA R 12

2027360	12W	1320lm	4000K
2027370	12W	1320lm	6000K



LARA R 18

2027380	18W	1980lm	4000K
2027390	18W	1980lm	6000K



LARA R 24

2027400	24W	2640lm	4000K
2027410	24W	2640lm	6000K

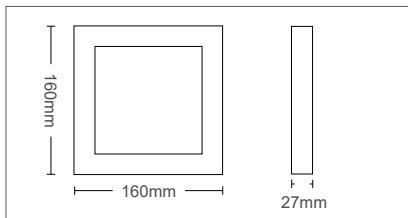
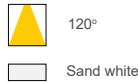

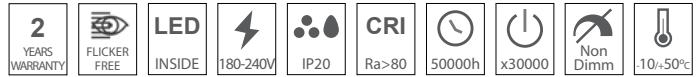
GENERAL INFORMATION

LINDA-R is a family of round surface led light fixtures equipped with SANAN LED sources in the sidelight position.

Housing of die-cast aluminum board electrostatically painted with sandblasted finishing in sand white.

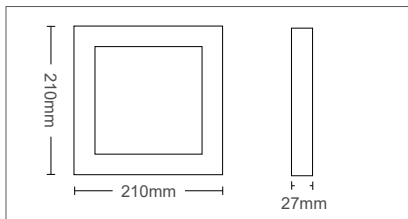
Diffuser of opal polypropylene with 120° beam angle.

Driver is included in the package.



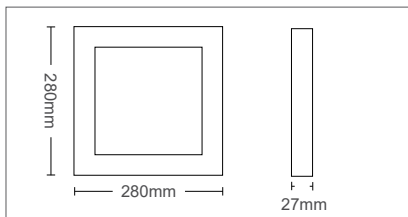
LINDA S 12

2023790	12W	1128lm	3000K
2023800	12W	1140lm	4000K
2023810	12W	1200lm	6500K



LINDA S 20

2023820	20W	1880lm	3000K
2023830	20W	1900lm	4000K
2023840	20W	2000lm	6500K



LINDA S 24

2023850	24W	2256lm	3000K
2023860	24W	2280lm	4000K
2023870	24W	2400lm	6500K

GENERAL INFORMATION

LARA R is a family of square surface led light fixtures equipped with SANAN LED sources in the backlight position.

Housing of PP painted with in mat white.

Diffuser of opal polystyrene with anti-yellow treatment with 120° beam angle & UGR<19.

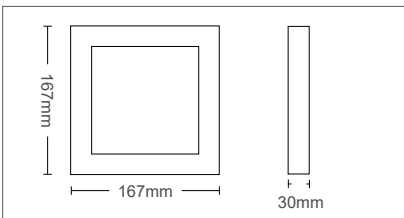
Driver is included on the fixture.



120°

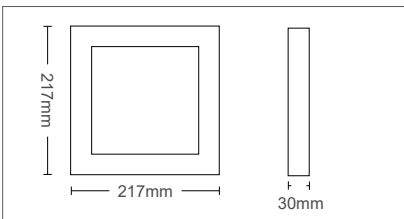


Sand white



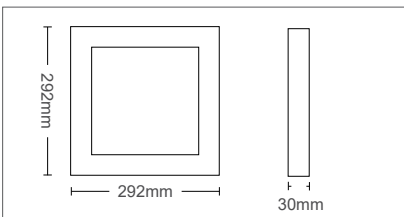
LARA S 12

2027420	12W	1320lm	4000K
2027430	12W	1320lm	6000K



LARA S 18

2027440	18W	1980lm	4000K
2027450	18W	1980lm	6000K



LARA S 24

2027460	24W	2640lm	4000K
2027470	24W	2640lm	6000K



**2 IN 1
SURFACE
BACKLIGHT
LED PANELS**

GENERAL INFORMATION

COMBO is a 2 in 1 panel led light fixture equipped with SAMSUNG LED sources in the backlight position.

It can be installed in-grid, on the surface of the ceiling without additional frame or suspended with the pendant set PANELFIX-P (suspension set has to be ordered separately).

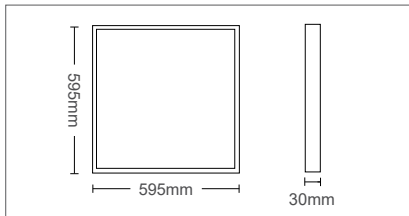
Housing of aluminum board electrostatically painted with sandblasted finishing in mat white color.

Diffuser of opal polystyrene with anti-yellow treatment with 120° beam angle.

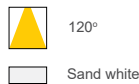
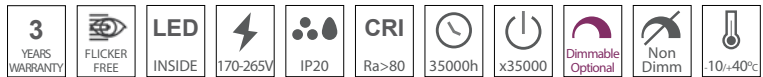
Standard driver is included in the fixture.

Dimming option, with PANELDIM, 3in1 dimming with TRIDONIC driver one4all (DALI-2 DT 6, DSI, switch DIM, corridor FUNCTION V2). Driver has to be ordered separately.

Emergency unit, EMUP 1, with 3 hours autonomy is available for COMBO 2 IN 1 and has to be ordered separately.



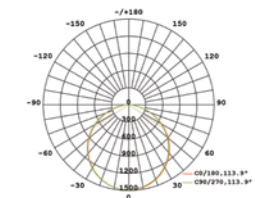
**LED CEILING
PANEL LIGHTS**



COMBO 2IN1



PHOTOMETRIC DIAGRAM



2430330	40W	4400lm	4000K
2430040	40W	4400lm	6000K
6200160	EMUP 1		
9990860	PANELDIM		
9901230	PANELFIX P		

GENERAL INFORMATION

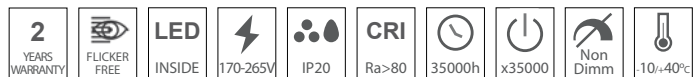
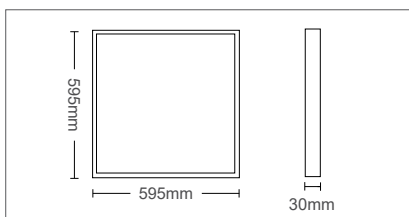
COMBO E is a 2 in 1 panel led light fixture equipped with SANAN LED sources in the backlight position.

It can be installed in-grid, on the surface of the ceiling without additional frame or suspended with the pendant set PANELFIX-P (suspension set has to be ordered separately).

Housing of aluminum board electrostatically painted with sandblasted finishing in mat white color.

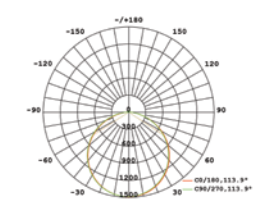
Diffuser of opal polystyrene with anti-yellow treatment with 120° beam angle.

Standard driver is included in the fixture.



COMBO E 2IN1

PHOTOMETRIC DIAGRAM



2430050	40W	4000lm	4000K
2430060	40W	4000lm	6000K
9901230	PANELFIX P		

LED CEILING
PANEL LIGHTS

GENERAL INFORMATION

VENUS BC is a family of panel led light fixtures equipped with SAMSUNG LED sources in the backlight position.

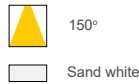
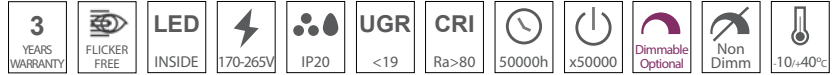
It is for in grid ceiling installation, can be installed on the surface of the ceiling with the frame PANELFIX-S (has to be ordered separately). Also can be installed recessed on false ceilings with the set PANELFIX-C has to be ordered separately).

Housing of aluminum board electrostatically painted with sandblasted finishing in sand white.

Diffuser of opal polystyrene with anti-yellow treatment with 120° beam angle & UGR<19.

Standard driver is included on the fixture. Dimming option, with PANELDIM, 3in1 dimming with TRIDONIC driver one4all (DALI-2 DT 6, DSI, switch DIM, corridor FUNCTION V2). Driver has to be ordered separately.

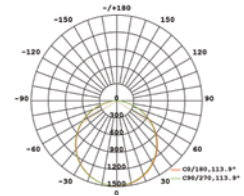
Emergency unit, EMUP 1, with 3 hours autonomy is available for VENUS-BC and has to be ordered separately.



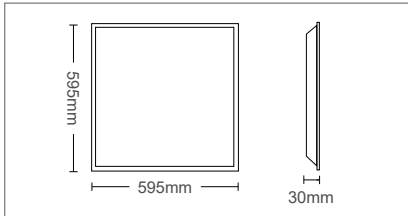
VENUS BC



PHOTOMETRIC DIAGRAM



2429730	48W	5280lm	4000K
2429740	48W	5376lm	6000K
6200160	EMUP 1		
9990860	PANELDIM		
9901212	PANELFIX S		
9901240	PANELFIX C		



GENERAL INFORMATION

ZAGREY is a family of panel led light fixtures equipped with high lumen SAMSUNG LED sources in the backlight position.

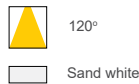
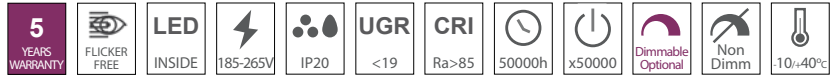
It is for in grid ceiling installation, can be installed on the surface of the ceiling with the frame PANELFIX-S (has to be ordered separately). Also can be installed recessed on false ceilings with the set PANELFIX-C has to be ordered separately).

Housing of aluminum board electrostatically painted with sandblasted finishing in mat white.

Diffuser of opal polystyrene with anti-yellow treatment with 120° beam angle & UGR<19.

Standard driver is included in the fixture. Dimming option, with PANELDIM, 3in1 dimming with TRIDONIC driver one4all (DALI-2 DT 6, DSI, switch DIM, corridor FUNCTION V2). Driver has to be ordered separately.

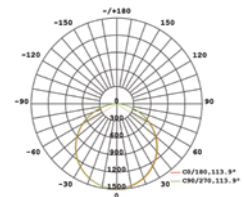
Emergency unit, EMUP 1, with 3 hours autonomy is available for ZAGREY and has to be ordered separately.



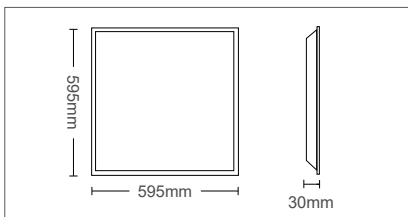
ZAGREY



PHOTOMETRIC DIAGRAM



2430010	36W	4680lm	4000K
2430020	36W	4750lm	6500K
6200160	EMUP 1		
9990860	PANELDIM		
9901212	PANELFIX S		
9901240	PANELFIX C		



LED CEILING
PANEL LIGHTS

GENERAL INFORMATION

VENUS BC is a family of panel led light fixtures equipped with SAMSUNG LED sources in the backlight position.

It is for in grid ceiling installation, can be installed on the surface of the ceiling with the frame PANELFIX-S (has to be ordered separately). Also can be installed recessed on false ceilings with the set PANELFIX-C has to be ordered separately).

Housing of aluminum board electrostatically painted with sandblasted finishing in sand white.

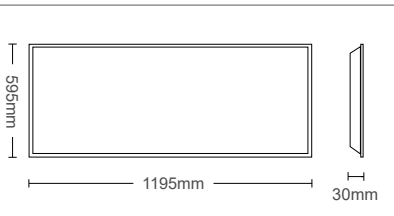
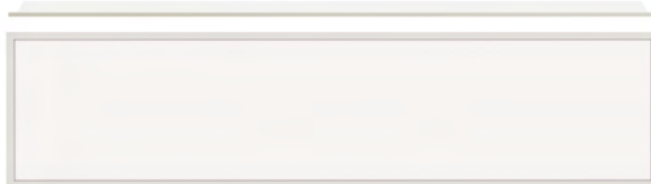
Diffuser of opal polystyrene with anti-yellow treatment with 120° beam angle & UGR<19.

Standard driver is included on the fixture.

Dimming option, with PANELDIM, 3in1 dimming with TRIDONIC driver one4all (DALI-2 DT 6, DSI, switch DIM, corridor FUNCTION V2).

Driver has to be ordered separately.

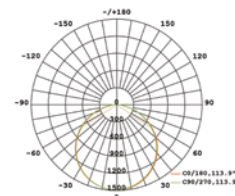
Emergency unit, EMUP 1, with 3 hours autonomy is available for VENUS-BC and has to be ordered separately.



VENUS BC



PHOTOMETRIC DIAGRAM



2429920	48W	5184lm	4000K
2429930	48W	5280lm	6000K
6200160	EMUP 1		
9990860	PANELDIM		
9901213	PANELFIX S		
9901240	PANELFIX C		

GENERAL INFORMATION

VENUS BC is a family of panel led light fixtures equipped with high lumen SAMSUNG LED sources in the backlight position.

It can be installed in-grid, on the surface of the ceiling without additional frame or suspended with the pendant set PANELFIX-P (suspension set has to be ordered separately).

Housing of aluminum board electrostatically painted with sandblasted finishing in mat white.

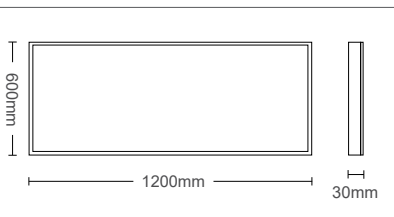
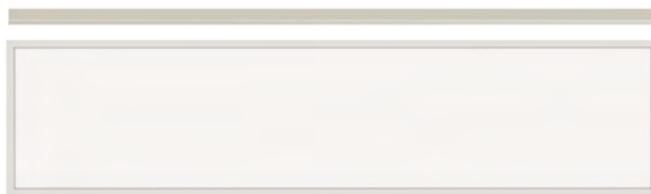
Diffuser of opal polystyrene with anti-yellow treatment with 120° beam angle & UGR<21.

Standard driver is included in the fixture.

Dimming option, with PANELDIM, 3in1 dimming with TRIDONIC driver one4all (DALI-2 DT 6, DSI, switch DIM, corridor FUNCTION V2).

Driver has to be ordered separately.

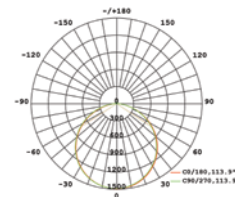
Emergency unit, EMUP 1, with 3 hours autonomy is available for ZAGREY and has to be ordered separately.



VENUS BC



PHOTOMETRIC DIAGRAM



2429940	48W	4680lm	4000K
2429950	48W	4750lm	6500K
6200160	EMUP 1		
9990860	PANELDIM		
9901240	PANELFIX C		



PANELFIX C

9901240 SET by 4 pcs


Set by 4 clips necessary for recessed mounting of the panel.



PANELFIX P

9901230 Recessed Vertical Corner

Set by 4 wires and 4 bases, necessary for suspension mounting of the panel. The length of the wires is 1.5m and is adjustable.



PANELFIX S

9901212 Frame 60x60

Disassembled set of frame 60x60 for surface installation of the panels. Is made by aluminium.



PANELDIM

9990860 3 in1 Dimmable driver 50W

Tridonic driver one4all (DALI-2 DT 6, DSI, switch DIM, corridor-FUNCTION V2). You can select the desired method of dimming according to the needs of the project. Dimming range 10 – 100 % (min. 25 mA). Max. output power 50 W.



EMUP

6200150 Emergency unit 3-50W

Emergency Unit ready to use. Offers 3 hours working time on 3W output power. Battery: LiOn 3.7V 2200mAh. It can be connected on panels from 3-50W.



EMUP 1

6200160 Emergency unit 10-50W

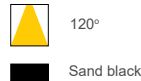
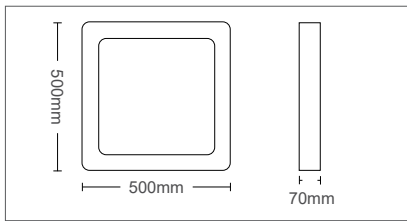
Emergency Unit ready to use. Offers 3 hours working time on 10W output power. Battery: LiOn 3x3.7V 2200mAh. It can be connected on panels from 10-50W.



SURFACE OR PENDANT
LED CEILING LIGHTS

TECHNICAL SPECIFICATIONS

Power	45W
Luminous Flux	3600LM
Color Temperature	3000K / 4000K / 6000K - 3CCT+DIP SWITCH
CRI	80
Power Factor	>0.95
Voltage Range	180-265V
Beam Angle	120°
Protection Class	IP20
Working Temperature	-20°C/+40°C
Main Material	Aluminium



FINESSE F 45

FINESSE F45 is a linear frame ceiling mounting lighting fixture, equipped with backlit technology of SANAN LED sources arrangement with 3 position switch for ranging the color temperature between 3000K, 4000K or 6000K. It can be installed on the surface of the ceiling or suspended, suspension set included in the package. Housing of aluminum board electrostatically painted with sandblasted finishing in sand black. PS diffuser.

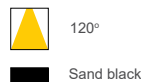
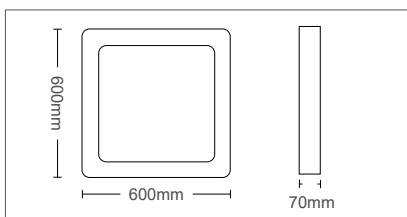
SUSPENSION SET included



2026320 - Black color

TECHNICAL SPECIFICATIONS

Power	60W
Luminous Flux	4800LM
Color Temperature	3000K / 4000K / 6000K - 3CCT+REM.+APP.
CRI	80
Power Factor	>0.95
Voltage Range	180-265V
Beam Angle	120°
Protection Class	IP20
Working Temperature	-20°C/+40°C
Main Material	Aluminium



FINESSE F 60

FINESSE F60 is a linear frame ceiling mounting lighting fixture, equipped with backlit technology of SANAN LED sources arrangement. Operates with rem. control & Mobile Application which can make scenarios, dimming, select the color temperature between 3000K, 4000K or 6000K, etc. It can be installed on the surface of the ceiling or suspended, suspension set included in the package. Housing of aluminum board electrostatically painted with sandblasted finishing in sand black.

SUSPENSION SET included



2026330 - Black color

GENERAL INFORMATION

PROFILED PS is a Professional line of fixtures. SAMSUNG LED sources applied in our standard version of Donut Ceiling Linear Light Group solutions.

OSRAM LED sources applied in our High Lumens version of Donut Ceiling Linear Light Group solutions, offer highest performance and long duration.

The solutions subject of proposal vary in terms of form and type of installation, with one common denominator: the quality of our products. Standard version is equipped with PHILIPS or TRIDONIC drivers.

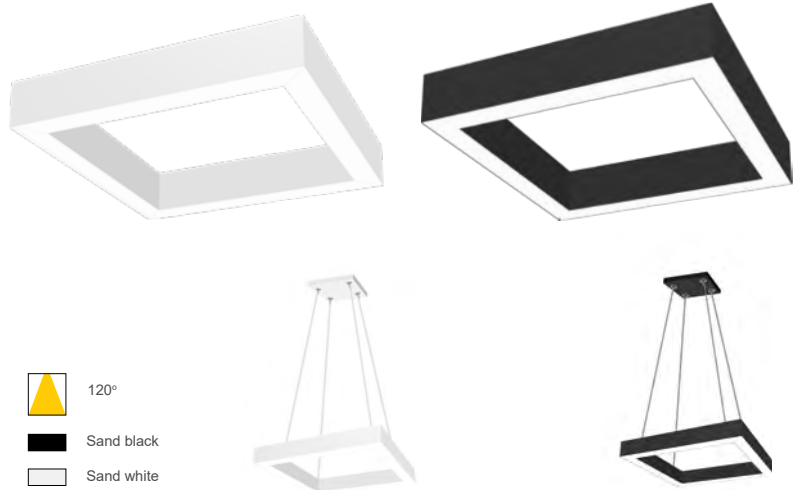
Dimmable versions are equipped with TRIDONIC 3 in 1 driver with option of 3 different dimmings (DALI / 1-10V / PUSH BUTTON). Intended for surface or Suspended installation. The suspension set which is including in the package consisted of 1 square rozete and 4 ropes with length of 1.5m each which are adjustable.

Housing of aluminum board electrostatically painted with sandblasted finishing in sand white & sand black.

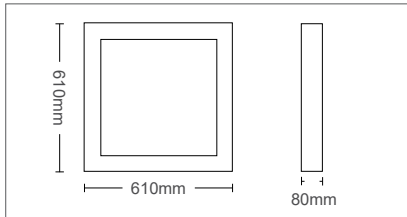
Different body color is possible according to the project needs.

Polycarbonate difusser with High Permeability.

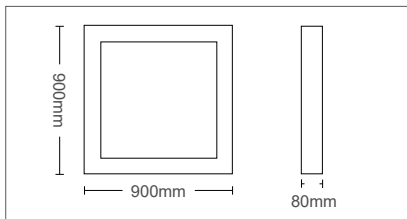
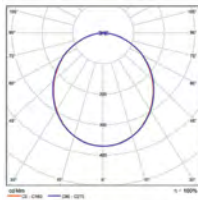
5 YEARS WARRANTY	LED INSIDE	170-265V	IP20	UGR <19	CRI Ra>88	100000h	x50000	Non Dimm	Dimm Optional	20-40°C
-------------------------------	----------------------	-----------------	-------------	-------------------	---------------------	----------------	---------------	-----------------	----------------------	----------------



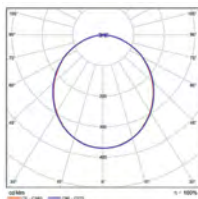
- 120°
- Sand black
- Sand white



PHOTOMETRIC DIAGRAM



PHOTOMETRIC DIAGRAM



PROFILED PS 50



STANDARD VERSION	2423370 - Black color	2423280 - White color	60W	5980lm	3000K
	2423380 - Black color	2423290 - White color	60W	6164lm	4000K
	2423390 - Black color	2423300 - White color	60W	6348lm	6500K
HIGH LUMENS VERSION	2425780 - Black color	2425690 - White color	60W	8700lm	3000K
	2425790 - Black color	2425700 - White color	60W	9000lm	4000K
	2425800 - Black color	2425710 - White color	60W	9300lm	6500K
DIMMABLE HIGH LUMENS VERSION	2425810 - Black color	2425720 - White color	60W	8700lm	3000K
	2425820 - Black color	2425730 - White color	60W	9000lm	4000K
	2425830 - Black color	2425740 - White color	60W	9300lm	6500K

PROFILED PS 80



STANDARD VERSION	2423400 - Black color	2423310 - White color	80W	9360lm	3000K
	2423410 - Black color	2423320 - White color	80W	9644lm	4000K
	2423420 - Black color	2423330 - White color	80W	9936lm	6500K
HIGH LUMENS VERSION	2425960 - Black color	2425870 - White color	80W	11600lm	3000K
	2425970 - Black color	2425880 - White color	80W	12000lm	4000K
	2425980 - Black color	2425890 - White color	80W	12400lm	6500K
DIMMABLE HIGH LUMENS VERSION	2425990 - Black color	2425900 - White color	80W	11600lm	3000K
	2426000 - Black color	2425910 - White color	80W	12000lm	4000K
	2426010 - Black color	2425920 - White color	80W	12400lm	6500K

SURFACE OR PENDANT
LED CEILING LIGHTS

GENERAL INFORMATION

PROFILED PS is a Professional line of fixtures. SAMSUNG LED sources applied in our standard version of Donut Ceiling Linear Light Group solutions.

OSRAM LED sources applied in our High Lumens version of Donut Ceiling Linear Light Group solutions, offer highest performance and long duration.

The solutions subject of proposal vary in terms of form and type of installation, with one common denominator: the quality of our products. Standard version is equipped with PHILIPS or TRIDONIC drivers.


Dimmable versions are equipped with TRIDONIC 3 in 1 driver with option of 3 different dimmings (DALI / 1-10V / PUSH BUTTON). Intended for surface or Suspended installation. The suspension set which is including in the package consisted of 1 square rozete and 4 ropes with length of 1.5m each which are adjustable.




Housing of aluminum board electrostatically painted with sandblasted finishing in sand white & sand black.

Different body color is possible according to the project needs.

Polycarbonate difusser with High Permeability.

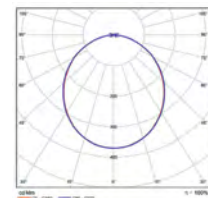
5 YEARS WARRANTY	LED INSIDE	170-265V	IP20	UGR <19	CRI Ra>88	100000h	x50000	Non Dimm	Dimm Optional	20-40°C
-------------------------------	----------------------	-----------------	-------------	-------------------	---------------------	----------------	---------------	-----------------	----------------------	----------------



-  120°
-  Sand black
-  Sand white



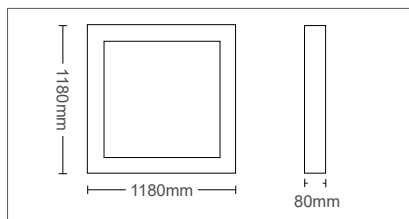
PHOTOMETRIC DIAGRAM



SUSPENSION SET



Set contains 1 square rozete and 4 ropes with length of 1.5m each which is adjustable.



PROFILED PS 100

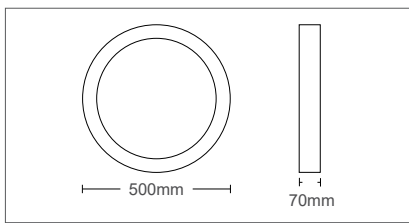


STANDARD VERSION	2423430 - Black color	2423340 - White color	100W 12480lm 3000K
	2423440 - Black color	2423350 - White color	100W 12864lm 4000K
	2423450 - Black color	2423360 - White color	100W 13248lm 6500K
HIGH LUMENS VERSION	2426140 - Black color	2426050 - White color	100W 14500lm 3000K
	2426150 - Black color	2426060 - White color	100W 15000lm 4000K
	2426160 - Black color	2426070 - White color	100W 15500lm 6500K
DIMMABLE HIGH LUMENS VERSION	2426170 - Black color	2426080 - White color	100W 14500lm 3000K
	2426180 - Black color	2426090 - White color	100W 15000lm 4000K
	2426190 - Black color	2426100 - White color	100W 15500lm 6500K



TECHNICAL SPECIFICATIONS

Power	45W
Luminous Flux	3600LM
Color Temperature	3000K / 4000K / 6000K - 3CCT+DIP SWITCH
CRI	80
Power Factor	>0.95
Voltage Range	180-265V
Beam Angle	120°
Protection Class	IP20
Working Temperature	-20°C/+40°C
Main Material	Aluminium



**SURFACE OR PENDANT
LED CEILING LIGHTS**



FINESSE D 45

FINESSE D45 is a linear disc ceiling mounting lighting fixture, equipped with backlit technology of SANAN LED sources arrangement with 3 position switch for ranging the color temperature between 3000K, 4000K or 6000K. It can be installed on the surface of the ceiling or suspended, suspension set included in the package. Housing of aluminum board electrostatically painted with sandblasted finishing in sand black. PS difusser.

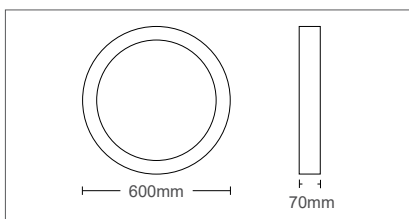
SUSPENSION SET included



2026300 - Black color

TECHNICAL SPECIFICATIONS

Power	60W
Luminous Flux	4800LM
Color Temperature	3000K / 4000K / 6000K - 3CCT+REM.+APP.
CRI	80
Power Factor	>0.95
Voltage Range	180-265V
Beam Angle	120°
Protection Class	IP20
Working Temperature	-20°C/+40°C
Main Material	Aluminium



FINESSE D 60

FINESSE D60 is a linear disc ceiling mounting lighting fixture, equipped with backlit technology of SANAN LED sources arrangement. Operates with rem. control & Mobile Application which can make scenarios, dimming, select the color temperature between 3000K, 4000K or 6000K, etc. It can be installed on the surface of the ceiling or suspended, suspension set included in the package. Housing of aluminum board electrostatically painted with sandblasted finishing in sand black.

SUSPENSION SET included



2026310 - Black color

SURFACE OR PENDANT
LED CEILING LIGHTS

GENERAL INFORMATION

PROFILED PC is a Professional line of fixtures. SAMSUNG LED sources applied in our standard version of Donut Ceiling Linear Light Group solutions.

OSRAM LED sources applied in our High Lumens version of Donut Ceiling Linear Light Group solutions, offer highest performance and long duration.

The solutions subject of proposal vary in terms of form and type of installation, with one common denominator: the quality of our products.

Standard version is equipped with PHILIPS or TRIDONIC drivers.

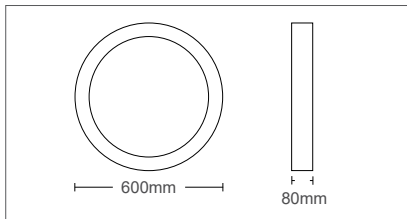

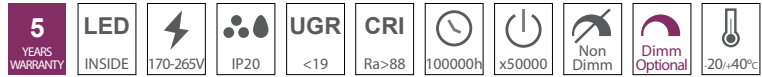
Dimmable versions are equipped with TRIDONIC 3 in 1 driver with option of 3 different dimmings (DALI / 1-10V / PUSH BUTTON).

Intended for surface or Suspended installation. The suspension set which is including in the package consisted of 1 round rozete and 3 ropes with length of 1.5m each which are adjustable.

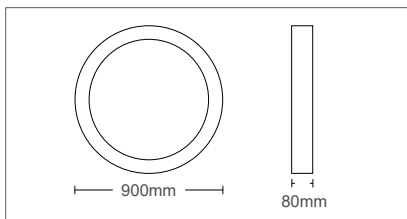
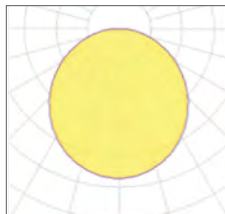
Housing of aluminum board electrostatically painted with sandblasted finishing in sand white & sand black.

Different body color is possible according to the project needs.

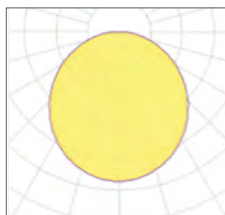
Polycarbonate difusser with High Permeability.



PHOTOMETRIC DIAGRAM



PHOTOMETRIC DIAGRAM



PROFILED PC 50



STANDARD VERSION	2423910 - Black color	2423820 - White color	50W	5980lm	3000K
	2423920 - Black color	2423830 - White color	50W	6164lm	4000K
	2423930 - Black color	2423840 - White color	50W	6348lm	6500K
HIGH LUMENS VERSION	2426680 - Black color	2426590 - White color	50W	7250lm	3000K
	2426690 - Black color	2426600 - White color	50W	7500lm	4000K
	2426700 - Black color	2426610 - White color	50W	7750lm	6500K
DIMMABLE HIGH LUMENS VERSION	2426710 - Black color	2426620 - White color	50W	7250lm	3000K
	2426720 - Black color	2426630 - White color	50W	7500lm	4000K
	2426730 - Black color	2426640 - White color	50W	7750lm	6500K

PROFILED PC 72



STANDARD VERSION	2423940 - Black color	2423850 - White color	72W	9360lm	3000K
	2423950 - Black color	2423860 - White color	72W	9648lm	4000K
	2423960 - Black color	2423870 - White color	72W	9936lm	6500K
HIGH LUMENS VERSION	2426860 - Black color	2426770 - White color	72W	10440lm	3000K
	2426870 - Black color	2426780 - White color	72W	10800lm	4000K
	2426880 - Black color	2426790 - White color	72W	11160lm	6500K
DIMMABLE HIGH LUMENS VERSION	2426890 - Black color	2426800 - White color	72W	10440lm	3000K
	2426900 - Black color	2426810 - White color	72W	10800lm	4000K
	2426910 - Black color	2426820 - White color	72W	11160lm	6500K

SURFACE OR PENDANT
LED CEILING LIGHTS

GENERAL INFORMATION

PROFILED PC is a Professional line of fixtures. SAMSUNG LED sources applied in our standard version of Donut Ceiling Linear Light Group solutions.

OSRAM LED sources applied in our High Lumens version of Donut Ceiling Linear Light Group solutions, offer highest performance and long duration.

The solutions subject of proposal vary in terms of form and type of installation, with one common denominator: the quality of our products.

Standard version is equipped with PHILIPS or TRIDONIC drivers.

Dimmable versions are equipped with TRIDONIC 3 in 1 driver with option of 3 different dimmings (DALI / 1-10V / PUSH BUTTON).

Intended for surface or Suspended installation. The suspension set which is including in the package consisted of 1 round rozete and 3 ropes with length of 1.5m each which are adjustable.




Housing of aluminum board electrostatically painted with sandblasted finishing in sand white & sand black.

Different body color is possible according to the project needs.

Polycarbonate difusser with High Permeability.

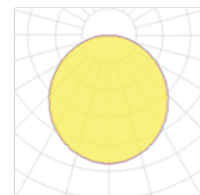
5 YEARS WARRANTY	LED INSIDE	170-265V	IP20	UGR <19	CRI Ra>88	100000h	x50000	Non Dimm	Dimm Optional	20-40°C
-------------------------------	----------------------	-----------------	-------------	-------------------	---------------------	----------------	---------------	-----------------	----------------------	----------------



-  120°
-  Sand black
-  Sand white



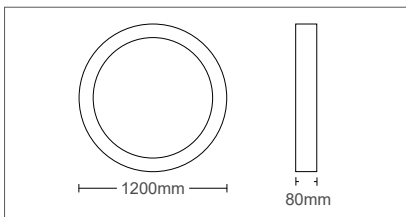
PHOTOMETRIC DIAGRAM



SUSPENSION SET



Set contains 1 round rozete and 3 ropes with length of 1.5m each which is adjustable.



PROFILED PC 100



STANDARD VERSION	2423970 - Black color	2423880 - White color	100W 11700lm 3000K
	2423980 - Black color	2423890 - White color	100W 12060lm 4000K
	2423990 - Black color	2423900 - White color	100W 12420lm 6500K
HIGH LUMENS VERSION	2427040 - Black color	2426950 - White color	100W 14500lm 3000K
	2427050 - Black color	2426960 - White color	100W 15000lm 4000K
	2427060 - Black color	2426970 - White color	100W 15500lm 6500K
DIMMABLE HIGH LUMENS VERSION	2427070 - Black color	2426980 - White color	100W 14500lm 3000K
	2427080 - Black color	2426990 - White color	100W 15000lm 4000K
	2427090 - Black color	2427000 - White color	100W 15500lm 6500K



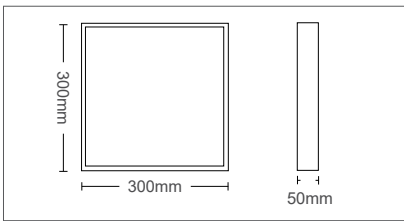
ORK

HARD


YOU

TECHNICAL SPECIFICATIONS

Power	25W
Luminous Flux	2000LM
Color Temperature	3000K / 4000K / 6000K - 3CCT+DIP SWITCH
CRI	80
Power Factor	>0.95
Voltage Range	180-265V
Beam Angle	120°
Protection Class	IP20
Working Temperature	-20°C/+40°C
Main Material	Aluminium



**SURFACE OR PENDANT
LED CEILING LIGHTS**



FINESSE S1 25

FINESSE S1 25 is a square ceiling mounting lighting fixture, equipped with backlit technology of SANAN LED sources arrangement with 3 position switch for ranging the color temperature between 3000K, 4000K or 6000K. Intended for surface or suspended installation, suspension set must be ordered separately (HSS). Housing of aluminum board electrostatically painted with sandblasted finishing in sand black & sand white. PS diffuser.

- 2026180 - Black color
- 2026140 - White color

SUSPENSION SET HSS


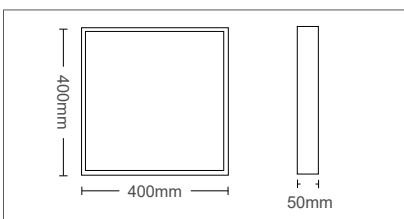


- 2026420 - Black color
- 2026421 - White color

Length of the ropes, 1.5m, adjustable

TECHNICAL SPECIFICATIONS

Power	35W
Luminous Flux	2800LM
Color Temperature	3000K / 4000K / 6000K - 3 CCT+DIP SWITCH
CRI	80
Power Factor	>0.95
Voltage Range	180-265V
Beam Angle	120°
Protection Class	IP20
Working Temperature	-20°C/+40°C
Main Material	Aluminium



FINESSE S1 35

FINESSE S1 35 is a square ceiling mounting lighting fixture, equipped with backlit technology of SANAN LED sources arrangement with 3 position switch for ranging the color temperature between 3000K, 4000K or 6000K. Intended for surface or suspended installation, suspension set must be ordered separately (HSS). Housing of aluminum board electrostatically painted with sandblasted finishing in sand black & sand white. PS diffuser.

- 2026190 - Black color
- 2026150 - White color

SUSPENSION SET HSS




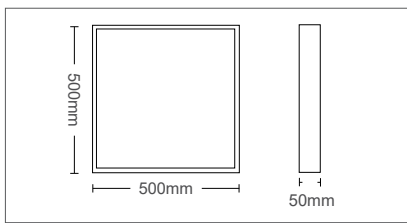
- 2026420 - Black color
- 2026421 - White color

Length of the ropes, 1.5m, adjustable

SURFACE OR PENDANT
LED CEILING LIGHTS

TECHNICAL SPECIFICATIONS

Power	45W
Luminous Flux	4050LM
Color Temperature	3000K / 4000K / 6000K - 3CCT+DIP SWITCH
CRI	80
Power Factor	>0.95
Voltage Range	180-265V
Beam Angle	120°
Protection Class	IP20
Working Temperature	-20°C/+40°C
Main Material	Aluminium



FINESSE S1 45

FINESSE S1 45 is a square ceiling mounting lighting fixture, equipped with backlit technology of SANAN LED sources arrangement with 3 position switch for ranging the color temperature between 3000K, 4000K or 6000K. Intended for surface or suspended installation, suspension set must be ordered separately (HSS). Housing of aluminum board electrostatically painted with sandblasted finishing in sand black & sand white. PS difusser.

- 2026200 - Black color
- 2026160 - White color

SUSPENSION SET HSS


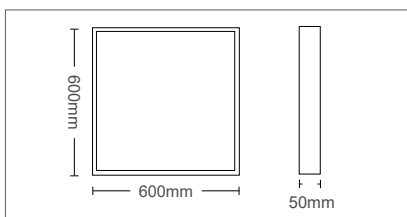


- 2026420 - Black color
- 2026421 - White color

Length of the ropes, 1.5m, adjustable

TECHNICAL SPECIFICATIONS

Power	60W
Luminous Flux	5400LM
Color Temperature	3000K / 4000K / 6000K - 3CCT+REM.+APP.
CRI	80
Power Factor	>0.95
Voltage Range	180-265V
Beam Angle	120°
Protection Class	IP20
Working Temperature	-20°C/+40°C
Main Material	Aluminium



FINESSE S1 60

FINESSE S1 60 is a square ceiling mounting lighting fixture, equipped with backlit technology of SANAN LED sources arrangement. Operates with rem. control & Mobile Application. Possibility to make scenarios, dimming, select the color temperature between 3000K, 4000K or 6000K, etc. Intended for surface or suspended installation, suspension set must be ordered separately (HSS). Housing of aluminum electrostatically painted in sand black & sand white. PS difusser.

- 2026210 - Black color
- 2026170 - White color

SUSPENSION SET HSS



- 2026420 - Black color
- 2026421 - White color

Length of the ropes, 1.5m, adjustable

SURFACE OR PENDANT
LED CEILING LIGHTS

GENERAL INFORMATION

PROFILED PF is a Professional line of fixtures. OSRAM LED sources applied in our High Lumens version of Donut Ceiling Linear Light Group solutions, offer highest performance and long duration.

The solutions subject of proposal vary in terms of form and type of installation, with one common denominator: the quality of our products. Standard version is equipped with PHILIPS or TRIDONIC drivers.

Dimmable versions are equipped with TRIDONIC 3 in 1 driver with option of 3 different dimmings (DALI / I-10V / PUSH BUTTON).


Intended for surface or Suspended installation. The suspension set which is including in the package consisted of 1 square rozete and 4 ropes with length of 1.5m each which are adjustable.

Housing of aluminum board electrostatically painted with sandblasted finishing in sand white & sand black.

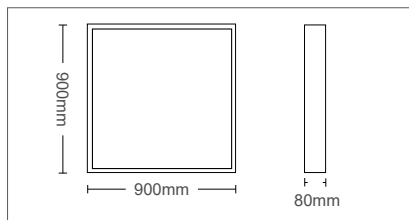
Different body color is possible according to the project needs.

Polycarbonate difusser with High Permeability.

SUSPENSION SET



Set contains 1 square rozete and 4 ropes with length of 1.5m each which is adjustable.



5 YEARS WARRANTY	LED INSIDE	170-265V	IP20	UGR <19	CRI Ra>88	100000h	x50000	Non Dimm	Dimm Optional	20-40°C
-------------------------------	----------------------	-----------------	-------------	-------------------	---------------------	----------------	---------------	-----------------	----------------------	----------------



- 120°
- Sand black
- Sand white

PHOTOMETRIC DIAGRAM



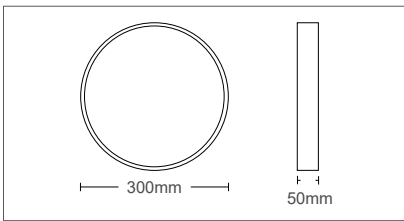
PROFILED PF 100



HIGH LUMENS VERSION	2426260 - Black color	2426200 - White color	100W 14500lm 3000K
	2426270 - Black color	2426210 - White color	100W 15000lm 4000K
	2426280 - Black color	2426220 - White color	100W 15500lm 6500K
DIMMABLE HIGH LUMENS VERSION	2426290 - Black color	2426230 - White color	100W 14500lm 3000K
	2426300 - Black color	2426240 - White color	100W 15000lm 4000K
	2426310 - Black color	2426250 - White color	100W 15500lm 6500K

TECHNICAL SPECIFICATIONS

Power	25W
Luminous Flux	2000LM
Color Temperature	3000K / 4000K / 6000K - 3CCT+DIP SWITCH
CRI	80
Power Factor	>0.95
Voltage Range	180-265V
Beam Angle	120°
Protection Class	IP20
Working Temperature	-20°C/+40°C
Main Material	Aluminium



SURFACE OR PENDANT
LED CEILING LIGHTS



FINESSE R1 25

FINESSE R1 25 is a round ceiling mounting lighting fixture, equipped with backlit technology of SANAN LED sources arrangement with 3 position switch for ranging the color temperature between 3000K, 4000K or 6000K. Intended for surface or suspended installation, suspension set must be ordered separately (HSR). Housing of aluminum board electrostatically painted with sandblasted finishing in sand black & sand white. PS difusser.

2026100 - Black color

2026060 - White color

SUSPENSION SET HSR



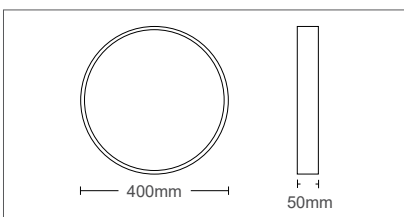
2026410 - Black color

2026411 - White color

Length of the ropes, 1.5m, adjustable

TECHNICAL SPECIFICATIONS

Power	35W
Luminous Flux	2800LM
Color Temperature	3000K / 4000K / 6000K - 3 CCT+DIP SWITCH
CRI	80
Power Factor	>0.95
Voltage Range	180-265V
Beam Angle	120°
Protection Class	IP20
Working Temperature	-20°C/+40°C
Main Material	Aluminium



FINESSE R1 35

FINESSE R1 35 is a round ceiling mounting lighting fixture, equipped with backlit technology of SANAN LED sources arrangement with 3 position switch for ranging the color temperature between 3000K, 4000K or 6000K. Intended for surface or suspended installation, suspension set must be ordered separately (HSR). Housing of aluminum board electrostatically painted with sandblasted finishing in sand black & sand white. PS difusser.

2026110 - Black color

2026070 - White color

SUSPENSION SET HSR



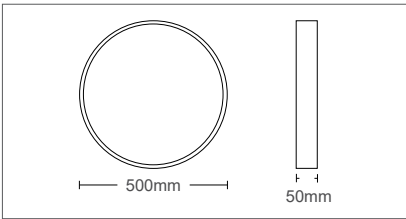
2026410 - Black color

2026411 - White color

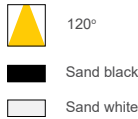
Length of the ropes, 1.5m, adjustable

TECHNICAL SPECIFICATIONS

Power	45W
Luminous Flux	3600LM
Color Temperature	3000K / 4000K / 6000K - 3CCT+DIP SWITCH
CRI	80
Power Factor	>0.95
Voltage Range	180-265V
Beam Angle	120°
Protection Class	IP20
Working Temperature	-20°C/+40°C
Main Material	Aluminium



**SURFACE OR PENDANT
LED CEILING LIGHTS**



FINESSE R1 45

FINESSE R1 45 is a round ceiling mounting lighting fixture, equipped with backlit technology of SANAN LED sources arrangement with 3 position switch for ranging the color temperature between 3000K, 4000K or 6000K. Intended for surface or suspended installation, suspension set must be ordered separately (HSR). Housing of aluminum board electrostatically painted with sandblasted finishing in sand black & sand white. PS difusser.

- 2026120 - Black color
- 2026080 - White color

SUSPENSION SET HSR

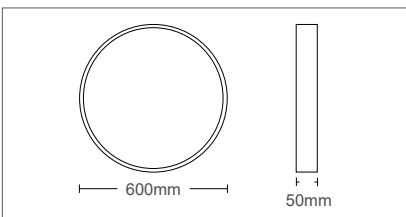


- 2026410 - Black color
- 2026411 - White color

Length of the ropes, 1.5m, adjustable

TECHNICAL SPECIFICATIONS

Power	60W
Luminous Flux	5400LM
Color Temperature	3000K / 4000K / 6000K - 3CCT+REM.+APP.
CRI	80
Power Factor	>0.95
Voltage Range	180-265V
Beam Angle	120°
Protection Class	IP20
Working Temperature	-20°C/+40°C
Main Material	Aluminium



FINESSE R1 60

FINESSE R1 60 is a round ceiling mounting lighting fixture, equipped with backlit technology of SANAN LED sources arrangement. Operates with rem. control & Mobile Application. Possibility to make scenarios, dimming, select the color temperature between 3000K, 4000K or 6000K, etc. Intended for surface or suspended installation, suspension set must be ordered separately (HSR). Housing of aluminum electrostatically painted in sand black & sand white. PS difusser.

- 2026130 - Black color
- 2026090 - White color

SUSPENSION SET HSR



- 2026410 - Black color
- 2026411 - White color

Length of the ropes, 1.5m, adjustable

SURFACE OR PENDANT
LED CEILING LIGHTS

GENERAL INFORMATION

PROFILED PR is a Professional line of fixtures. SAMSUNG LED sources applied in our standard version of Donut Ceiling Linear Light Group solutions.

OSRAM LED sources applied in our High Lumens version of Donut Ceiling Linear Light Group solutions, offer highest performance and long duration.

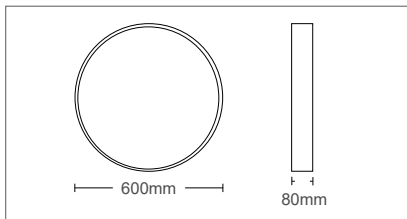

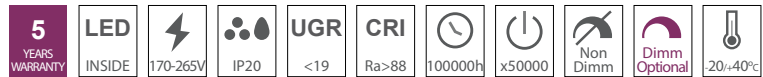
The solutions subject of proposal vary in terms of form and type of installation, with one common denominator: the quality of our products. Standard version is equipped with PHILIPS or TRIDONIC drivers.

Dimmable versions are equipped with TRIDONIC 3 in 1 driver with option of 3 different dimmings (DALI / 1-10V / PUSH BUTTON). Intended for surface or Suspended installation. The suspension set which is included in the package consisted of 1 round rozete and 3 ropes with length of 1.5m each which are adjustable.

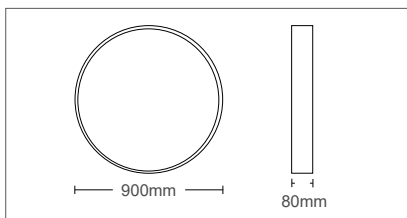
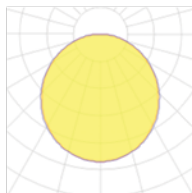
Housing of aluminum board electrostatically painted with sandblasted finishing in sand white & sand black.

Different body color is possible according to the project needs.

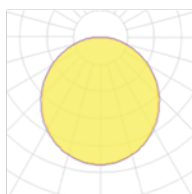
Polycarbonate difusser with High Permeability.



PHOTOMETRIC DIAGRAM



PHOTOMETRIC DIAGRAM



PROFILED PR 50



HIGH LUMENS VERSION	2423640 - Black color	2423550 - White color	50W	7800lm	3000K
	2423650 - Black color	2423560 - White color	50W	8040lm	4000K
	2423660 - Black color	2423570 - White color	50W	8280lm	6500K

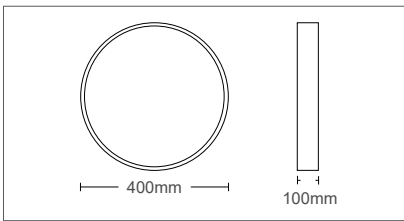
PROFILED PR 100



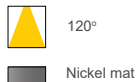
STANDARD VERSION	2423670 - Black color	2423580 - White color	100W	11700lm	3000K
	2423680 - Black color	2423590 - White color	100W	12060lm	4000K
	2423690 - Black color	2423600 - White color	100W	12420lm	6500K
HIGH LUMENS VERSION	2426500 - Black color	2426380 - White color	100W	14500lm	3000K
	2426510 - Black color	2426390 - White color	100W	15000lm	4000K
	2426520 - Black color	2426400 - White color	100W	15500lm	6500K
DIMMABLE HIGH LUMENS VERSION	2426530 - Black color	2426410 - White color	100W	14500lm	3000K
	2426540 - Black color	2426420 - White color	100W	15000lm	4000K
	2426550 - Black color	2426430 - White color	100W	15500lm	6500K

TECHNICAL SPECIFICATIONS

Power	30W
Luminous Flux	2400LM
Color Temperature	3000K / 4000K / 6000K - 3CCT+DIP SWITCH
CRI	80
Power Factor	>0.95
Voltage Range	180-265V
Beam Angle	120°
Protection Class	IP20
Working Temperature	-20°C/+40°C
Main Material	Aluminium



**SURFACE LED
CEILING LIGHTS**



FINESSE R3 30

FINESSE R3 30 is a round ceiling mounting lighting fixture, equipped with backlit technology of SANAN LED sources arrangement with 3 position switch for ranging the color temperature between 3000K, 4000K or 6000K. Intended for surface or suspended installation, suspension set must be ordered separately (HSR). Housing of aluminum board electrostatically painted nickel mat. PVC diffuser.

SUSPENSION SET HSR



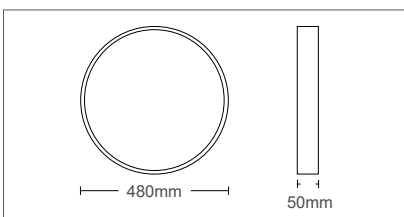
2026411 - White color

Length of the ropes, 1.5m, adjustable

2026050 - Nickel mat

TECHNICAL SPECIFICATIONS

Power	60W
Luminous Flux	4800LM
Color Temperature	3000K / 4000K / 6000K - 3 CCT+DIP SWITCH
CRI	80
Power Factor	>0.95
Voltage Range	180-265V
Beam Angle	120°
Protection Class	IP20
Working Temperature	-20°C/+40°C
Main Material	Aluminium



FINESSE R4 45

FINESSE R4 45 is a round ceiling mounting lighting fixture, equipped with backlit technology of SANAN LED sources arrangement with 3 position switch for ranging the color temperature between 3000K, 4000K or 6000K. Peripheral ring is lighted up simultaneously in the same CCT. Intended for surface or suspended installation, suspension set must be ordered separately (HSS). Housing of aluminum board electrostatically painted in sand white. PVC diffuser.

SUSPENSION SET HSR



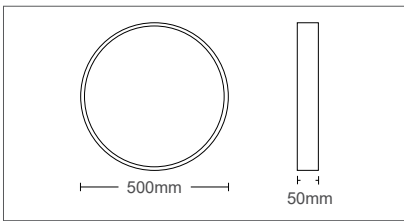
2026411 - White color

Length of the ropes, 1.5m, adjustable

2026290 - White color

TECHNICAL SPECIFICATIONS

Power	45W
Luminous Flux	3600LM
Color Temperature	3000K / 4000K / 6000K - 3CCT+DIP SWITCH
CRI	80
Power Factor	>0.95
Voltage Range	180-265V
Beam Angle	120°
Protection Class	IP20
Working Temperature	-20°C/+40°C
Main Material	Aluminium



**SURFACE LED
CEILING LIGHTS**



FINESSE R2 45

FINESSE R2 45 is a round ceiling mounting lighting fixture, equipped with backlit technology of SANAN LED sources arrangement with 3 position switch for ranging the color temperature between 3000K, 4000K or 6000K. Intended for surface or suspended installation, suspension set must be ordered separately (HSR). Housing of aluminum board electrostatically painted in sand white. There is a peripheral ring made by oak wood. PVC diffuser.

2026220 - White color with oak wood

SUSPENSION SET HSR

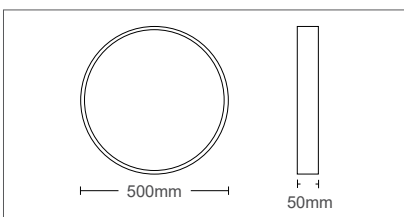


2026411 - White color

Length of the ropes, 1.5m, adjustable

TECHNICAL SPECIFICATIONS

Power	45W
Luminous Flux	3600LM
Color Temperature	3000K / 4000K / 6000K - 3 CCT+DIP SWITCH
CRI	80
Power Factor	>0.95
Voltage Range	180-265V
Beam Angle	120°
Protection Class	IP20
Working Temperature	-20°C/+40°C
Main Material	Aluminium



FINESSE R2 45

FINESSE R2 45 is a round ceiling mounting lighting fixture, equipped with backlit technology of SANAN LED sources arrangement with 3 position switch for ranging the color temperature between 3000K, 4000K or 6000K. Intended for surface or suspended installation, suspension set must be ordered separately (HSR). Housing of aluminum board electrostatically painted in sand black. There is a peripheral ring made by oak wood. PVC diffuser.

2026230 - Black color with oak wood

SUSPENSION SET HSR

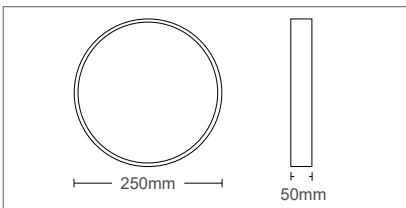


2026410 - Black color

Length of the ropes, 1.5m, adjustable

TECHNICAL SPECIFICATIONS

Power	
18W	
Luminous Flux	
1620LM	
Color Temperature	
4000K	
Voltage Range	170-265V
Beam Angle	120°
Protection Class	IP40
Working Temperature	-20°C/+40°C
Main Material	PP



**SURFACE LED
CEILING LIGHTS**



SATURN 18

SATURN 18 is a round ceiling mounting lighting fixture, equipped with backlit technology of SANAN LED sources.

Intended for surface installation.

Change the look of the fixture in a simple way.

Disassemble the white ring from the fixture and assemble the black ring which is included in the package.

IP40 protection class allows the use of the fixture indoor & outdoor as well. Also can be used in areas with high humidity. Made by PP.

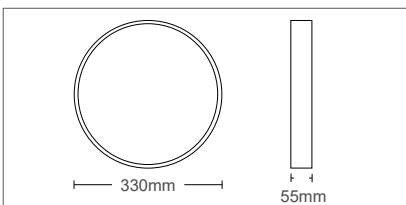


Easy mounting way, just flip the fixture to its base which is installed on the ceiling separately.

2027010

TECHNICAL SPECIFICATIONS

Power	
24W	
Luminous Flux	
2120LM	
Color Temperature	
4000K	
Voltage Range	170-265V
Beam Angle	120°
Protection Class	IP40
Working Temperature	-20°C/+40°C
Main Material	PP



SATURN 24

SATURN 24 is a round ceiling mounting lighting fixture, equipped with backlit technology of SANAN LED sources.

Intended for surface installation.

Change the look of the fixture in a simple way.

Disassemble the white ring from the fixture and assemble the black ring which is included in the package.

IP40 protection class allows the use of the fixture indoor & outdoor as well. Also can be used in areas with high humidity. Made by PP.



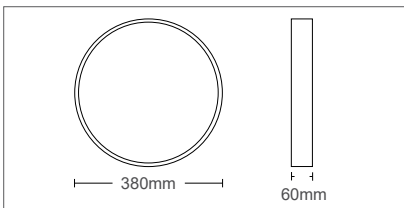

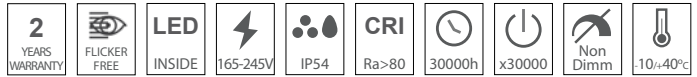
Easy mounting way, just flip the fixture to its base which is installed on the ceiling separately.

2027020

SURFACE LED
CEILING LIGHTS

TECHNICAL SPECIFICATIONS

Power	
32W	
Luminous Flux	
2880LM	
Color Temperature	
4000K	
Voltage Range	85-265V
Beam Angle	120°
Protection Class	IP54
Working Temperature	-15°C/+20°C
Main Material	PVC



SATURN 32

SATURN 32 is a round ceiling mounting lighting fixture, equipped with backlit technology of SANAN LED sources.

Intended for surface installation.

Change the look of the fixture in a simple way.

Disassemble the white ring from the fixture and assemble the black ring which is included in the package.

IP40 protection class allows the use of the fixture indoor & outdoor as well. Also can be used in areas with high humidity. Made by PP.

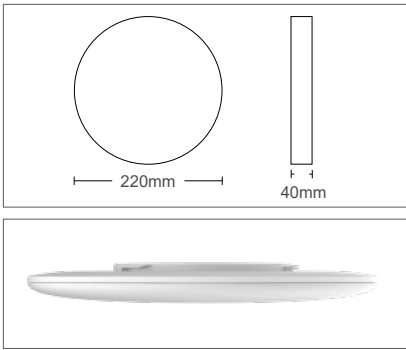


Easy mounting way, just flip the fixture to its base which is installed on the ceiling separately.

2027030

TECHNICAL SPECIFICATIONS

Power	
18W	
Luminous Flux	
2160LM	
Color Temperature	
4000K	
Voltage Range	170-240V
Beam Angle	120°
Protection Class	IP20
Working Temperature	-20°C/+40°C
Main Material	PP



**SURFACE LED
CEILING LIGHTS**



VENERA 18

VENERA 18 is a round ceiling mounting lighting fixture, equipped with backlit technology of SANAN LED sources.

Intended for surface installation.

IP20 protection class allows the use of the fixture only indoor. Also can be used in areas with low humidity. Made by PP.


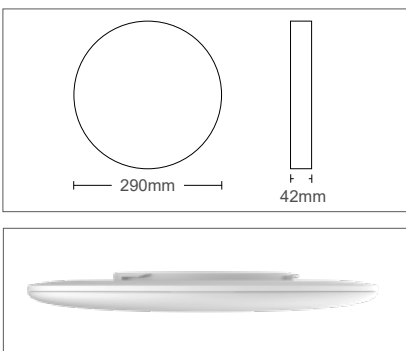


Easy mounting way, just twist the fixture to its base which is installed on the ceiling separately.

2027120

TECHNICAL SPECIFICATIONS

Power	
24W	
Luminous Flux	
2880LM	
Color Temperature	
4000K	
Voltage Range	170-240V
Beam Angle	120°
Protection Class	IP20
Working Temperature	-20°C/+40°C
Main Material	PP



VENERA 24

VENERA 24 is a round ceiling mounting lighting fixture, equipped with backlit technology of SANAN LED sources.

Intended for surface installation.

IP20 protection class allows the use of the fixture only indoor. Also can be used in areas with low humidity. Made by PP.

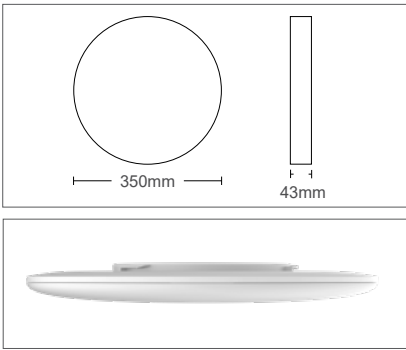


Easy mounting way, just twist the fixture to its base which is installed on the ceiling separately.


2027130

TECHNICAL SPECIFICATIONS

Power	
36W	
Luminous Flux	
4320LM	
Color Temperature	
4000K	
Voltage Range	170-240V
Beam Angle	120°
Protection Class	IP20
Working Temperature	-20°C/+40°C
Main Material	PP



**SURFACE LED
CEILING LIGHTS**



VENERA 36

VENERA 36 is a round ceiling mounting lighting fixture, equipped with backlit technology of SANAN LED sources.

Intended for surface installation.

IP20 protection class allows the use of the fixture only indoor. Also can be used in areas with low humidity. Made by PP.


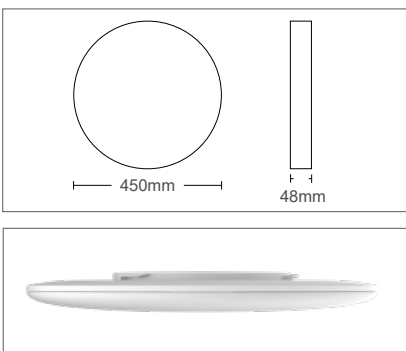


Easy mounting way, just twist the fixture to its base which is installed on the ceiling separately.

2027140

TECHNICAL SPECIFICATIONS

Power	
50W	
Luminous Flux	
6000LM	
Color Temperature	
4000K	
Voltage Range	170-240V
Beam Angle	120°
Protection Class	IP20
Working Temperature	-20°C/+40°C
Main Material	PP



VENERA 50

VENERA 50 is a round ceiling mounting lighting fixture, equipped with backlit technology of SANAN LED sources.

Intended for surface installation.

IP20 protection class allows the use of the fixture only indoor. Also can be used in areas with low humidity. Made by PP.

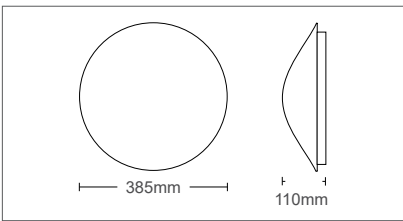


Easy mounting way, just twist the fixture to its base which is installed on the ceiling separately.

2027150

TECHNICAL SPECIFICATIONS

Power	
50W (26/50/26/4W)	
Luminous Flux	
3200LM	
Color Temperature	
3000K / 4000K / 6000K - 3CCT+REM. CONT.	
CRI	80
Power Factor	>0.60
Voltage Range	180-265V
Beam Angle	120°
Protection Class	IP20
Working Temperature	-20°C/+65°C
Main Material	Metal sheet & PVC



**SURFACE LED
CEILING LIGHTS**



PEARL A35

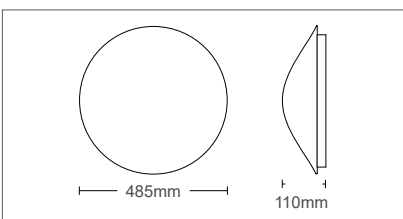
PEARL A35 is a round ceiling mounting lighting fixture, equipped with backlit technology of SANAN LED sources.

Is equipped with Remote control which can make scenarios, dim the density of the light, select the color temperature between 3000K, 4000K or 6000K, etc. On 3000K - 1560lm, on 4000K - 3200lm & on 6000K - 1690lm. It can be used as night lamp as well with 4W power & 240lm. Intended for surface installation. Made by metal sheet & PVC.

2024600

TECHNICAL SPECIFICATIONS

Power	
75W (38/75/38/5W)	
Luminous Flux	
4200LM	
Color Temperature	
3000K / 4000K / 6000K - 3CCT+REM. CONT.	
CRI	80
Power Factor	>0.60
Voltage Range	180-265V
Beam Angle	120°
Protection Class	IP20
Working Temperature	-20°C/+65°C
Main Material	Metal sheet & PVC



PEARL A45

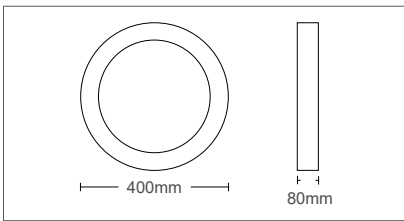
PEARL A45 is a round ceiling mounting lighting fixture, equipped with backlit technology of SANAN LED sources.

Is equipped with Remote control which can make scenarios, dim the density of the light, select the color temperature between 3000K, 4000K or 6000K, etc. On 3000K - 2052lm, on 4000K - 4200lm & on 6000K - 2280lm. It can be used as night lamp as well with 5W power & 300lm. Intended for surface installation. Made by metal sheet & PVC.

2024610

TECHNICAL SPECIFICATIONS

Power	
48W (24/48/24/4W)	
Luminous Flux	
3600LM	
Color Temperature	
3000K / 4000K / 6000K - 3CCT+REM. CONT.	
CRI	80
Power Factor	>0.60
Voltage Range	180-265V
Beam Angle	120°
Protection Class	IP20
Working Temperature	-20°C/+65°C
Main Material	Metal sheet & PVC



**SURFACE LED
CEILING LIGHTS**



NOTILUS RH35

NOTILUS RH35 is a round ceiling mounting lighting fixture, equipped with backlit technology of SANAN LED sources.

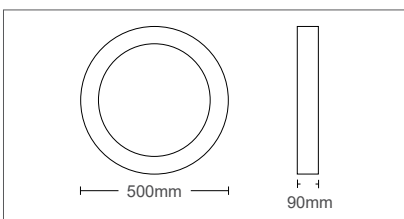
Is equipped with Remote control which can make scenarios, dim the density of the light, select the color temperature between 3000K, 4000K or 6000K, etc. On 3000K - 1680lm, on 4000K - 3600lm & on 6000K - 1920lm. It can be used as night lamp as well with 4W power & 300lm.

Intended for surface installation. Made by metal sheet & PVC.

2025430

TECHNICAL SPECIFICATIONS

Power	
72W (36/72/36/5W)	
Luminous Flux	
4680LM	
Color Temperature	
3000K / 4000K / 6000K - 3CCT+REM. CONT.	
CRI	80
Power Factor	>0.60
Voltage Range	85-265V
Beam Angle	120°
Protection Class	IP20
Working Temperature	-20°C/+65°C
Main Material	Metal sheet & PVC



NOTILUS RH45

NOTILUS RH45 is a round ceiling mounting lighting fixture, equipped with backlit technology of SANAN LED sources.

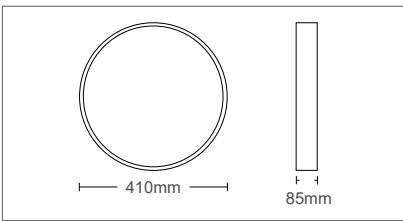
Is equipped with Remote control which can make scenarios, dim the density of the light, select the color temperature between 3000K, 4000K or 6000K, etc. On 3000K - 2160lm, on 4000K - 4680lm & on 6000K - 2520lm. It can be used as night lamp as well with 5W power & 350lm.

Intended for surface installation. Made by metal sheet & PVC.

2025440

TECHNICAL SPECIFICATIONS

Power	
48W (24/48/24/4W)	
Luminous Flux	
3600LM	
Color Temperature	
3000K / 4000K / 6000K - 3CCT+REM. CONT.	
CRI	80
Power Factor	>0.60
Voltage Range	180-265V
Beam Angle	120°
Protection Class	IP20
Working Temperature	-20°C/+65°C
Main Material	Metal sheet & PVC



**SURFACE LED
CEILING LIGHTS**



DIAMOND DG35

DIAMOND DG35 is a round ceiling mounting lighting fixture, equipped with backlit technology of SANAN LED sources.

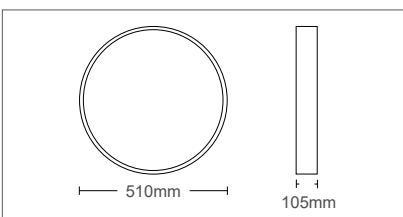
Is equipped with Remote control which can make scenarios, dim the density of the light, select the color temperature between 3000K, 4000K or 6000K, etc. On 3000K - 1680lm, on 4000K - 3600lm & on 6000K - 1920lm. It can be used as night lamp as well with 4W power & 300lm.

Intended for surface installation. Made by metal sheet & PVC.

2025450

TECHNICAL SPECIFICATIONS

Power	
72W (36/72/36/5W)	
Luminous Flux	
4680LM	
Color Temperature	
3000K / 4000K / 6000K - 3CCT+REM. CONT.	
CRI	80
Power Factor	>0.60
Voltage Range	180-265V
Beam Angle	120°
Protection Class	IP20
Working Temperature	-20°C/+65°C
Main Material	Metal sheet & PVC



DIAMOND DG45

DIAMOND DG45 is a round ceiling mounting lighting fixture, equipped with backlit technology of SANAN LED sources.

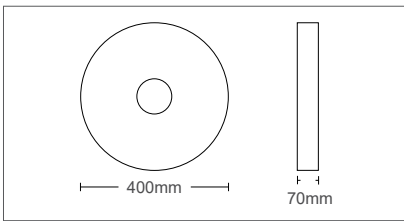
Is equipped with Remote control which can make scenarios, dim the density of the light, select the color temperature between 3000K, 4000K or 6000K, etc. On 3000K - 2160lm, on 4000K - 4680lm & on 6000K - 2520lm. It can be used as night lamp as well with 5W power & 350lm.

Intended for surface installation. Made by metal sheet & PVC.

2025460

TECHNICAL SPECIFICATIONS

Power	
52W (27/52/27/4W)	
Luminous Flux	
3380LM	
Color Temperature	
3000K / 4000K / 6000K - 3CCT+REM. CONT.	
CRI	80
Power Factor	>0.60
Voltage Range	180-265V
Beam Angle	120°
Protection Class	IP20
Working Temperature	-20°C/+65°C
Main Material	Metal sheet & PVC



**SURFACE LED
CEILING LIGHTS**



PEARL F35

PEARL F35 is a round ceiling mounting lighting fixture, equipped with backlit technology of SANAN LED sources.

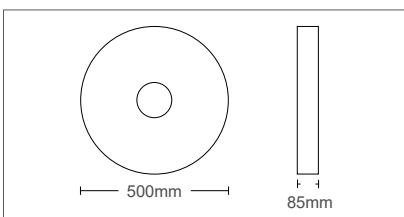
Is equipped with Remote control which can make scenarios, dim the density of the light, select the color temperature between 3000K, 4000K or 6000K, etc. On 3000K - 1620lm, on 4000K - 3380lm & on 6000K - 1836lm. It can be used as night lamp as well with 4W power & 244lm.

Intended for surface installation. Made by metal sheet & PVC.

2024640

TECHNICAL SPECIFICATIONS

Power	
78W (39/78/39/5W)	
Luminous Flux	
5148LM	
Color Temperature	
3000K / 4000K / 6000K - 3CCT+REM. CONT.	
CRI	80
Power Factor	>0.60
Voltage Range	85-265V
Beam Angle	120°
Protection Class	IP20
Working Temperature	-20°C/+65°C
Main Material	Metal sheet & PVC



PEARL F45

PEARL F45 is a round ceiling mounting lighting fixture, equipped with backlit technology of SANAN LED sources.

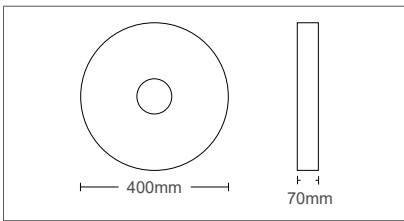
Is equipped with Remote control which can make scenarios, dim the density of the light, select the color temperature between 3000K, 4000K or 6000K, etc. On 3000K - 2496lm, on 4000K - 5148lm & on 6000K - 2691lm. It can be used as night lamp as well with 5W power & 380lm.

Intended for surface installation. Made by metal sheet & PVC.

2024650

TECHNICAL SPECIFICATIONS

Power	
52W (27/52/27/4W)	
Luminous Flux	
3328LM	
Color Temperature	
3000K / 4000K / 6000K - 3CCT+REM. CONT.	
CRI	80
Power Factor	>0.60
Voltage Range	180-265V
Beam Angle	120°
Protection Class	IP20
Working Temperature	-20°C/+65°C
Main Material	Metal sheet & PVC



**SURFACE LED
CEILING LIGHTS**



PEARL D35

PEARL D35 is a round ceiling mounting lighting fixture, equipped with backlit technology of SANAN LED sources.

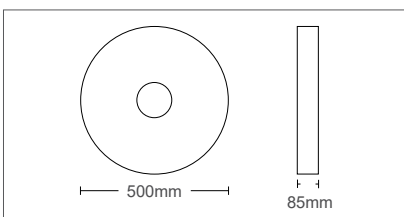
Is equipped with Remote control which can make scenarios, dim the density of the light, select the color temperature between 3000K, 4000K or 6000K, etc. On 3000K - 1593lm, on 4000K - 3328lm & on 6000K - 1809lm. It can be used as night lamp as well with 4W power & 244lm.

Intended for surface installation. Made by metal sheet & PVC.

2024620

TECHNICAL SPECIFICATIONS

Power	
78W (39/78/39/5W)	
Luminous Flux	
5070LM	
Color Temperature	
3000K / 4000K / 6000K - 3CCT+REM. CONT.	
CRI	80
Power Factor	>0.60
Voltage Range	180-265V
Beam Angle	120°
Protection Class	IP20
Working Temperature	-20°C/+65°C
Main Material	Metal sheet & PVC



PEARL D45

PEARL D45 is a round ceiling mounting lighting fixture, equipped with backlit technology of SANAN LED sources.

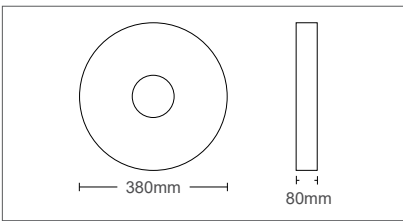
Is equipped with Remote control which can make scenarios, dim the density of the light, select the color temperature between 3000K, 4000K or 6000K, etc. On 3000K - 2418lm, on 4000K - 5070lm & on 6000K - 2652lm. It can be used as night lamp as well with 5W power & 380lm.

Intended for surface installation. Made by metal sheet & PVC.

2024630

TECHNICAL SPECIFICATIONS

Power	
48W (24/48/24/4W)	
Luminous Flux	
3600LM	
Color Temperature	
3000K / 4000K / 6000K - 3CCT+REM. CONT.	
CRI	80
Power Factor	>0.60
Voltage Range	180-265V
Beam Angle	120°
Protection Class	IP20
Working Temperature	-20°C/+65°C
Main Material	Metal sheet & PVC



**SURFACE LED
CEILING LIGHTS**



PEARL M35

PEARL M35 is a round ceiling mounting lighting fixture, equipped with backlit technology of SANAN LED sources.

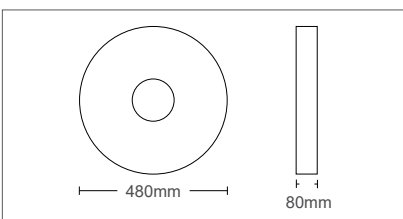
Is equipped with Remote control which can make scenarios, dim the density of the light, select the color temperature between 3000K, 4000K or 6000K, etc. On 3000K - 1680lm, on 4000K - 3600lm & on 6000K - 1920lm. It can be used as night lamp as well with 4W power & 300lm.

Intended for surface installation. Made by metal sheet & PVC.

2025470

TECHNICAL SPECIFICATIONS

Power	
72W (36/72/36/5W)	
Luminous Flux	
4680LM	
Color Temperature	
3000K / 4000K / 6000K - 3CCT+REM. CONT.	
CRI	80
Power Factor	>0.60
Voltage Range	85-265V
Beam Angle	120°
Protection Class	IP20
Working Temperature	-20°C/+65°C
Main Material	Metal sheet & PVC



PEARL M45

PEARL M45 is a round ceiling mounting lighting fixture, equipped with backlit technology of SANAN LED sources.

Is equipped with Remote control which can make scenarios, dim the density of the light, select the color temperature between 3000K, 4000K or 6000K, etc. On 3000K - 2160lm, on 4680K - 5148lm & on 6000K - 2520lm. It can be used as night lamp as well with 5W power & 350lm.

Intended for surface installation. Made by metal sheet & PVC.

2025480

SURFACE CEILING LIGHTS
WITH PIR SENSOR

GENERAL INFORMATION

DIANA D18 is a round ceiling mounting lighting fixture with built-in PIR sensor, equipped with backlit technology of SANAN LED sources.

PIR functions:

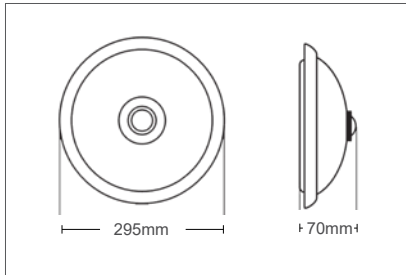
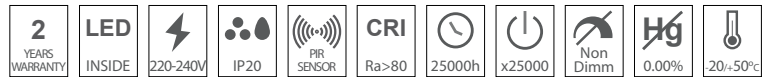
Light sensitivity: <3 LUX (adjustable).

Time delay: 10 sec - 5 min.

Detection angle: 360°.

Installation height: 1.8 - 2.5 m.

Made by ABS & PVC.



DIANA D18

2025840	18W	1575lm	4000K
2025850	18W	1620lm	6000K

GENERAL INFORMATION

LIKYA is a round ceiling mounting lighting fixture with built-in PIR sensor, operating with 2xLED bulbs (not included), E27, A60 type.

PIR functions:

Light sensitivity: <3 LUX (adjustable).

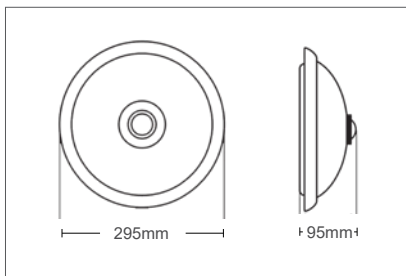
Time delay: 10 sec - 5 min.

Detection angle: 360°.

Detection distance: 10m max.

Installation height: 1.8 - 2.5 m.

Made by steel body & glass.

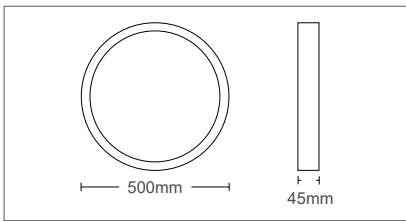


LIKYA

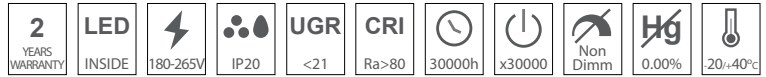
2022660

TECHNICAL SPECIFICATIONS

Power	46W
Luminous Flux	2760LM
Color Temperature	3000K / 4000K / 6000K - 3CCT+DIP SWITCH
CRI	80
Power Factor	>0.95
Voltage Range	180-265V
Beam Angle	120°
Protection Class	IP20
Working Temperature	-20°C/+40°C
Main Material	Aluminium



**SURFACE LED
CEILING LIGHTS**



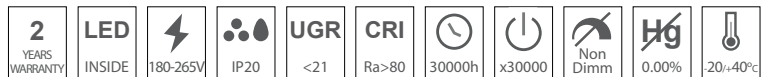
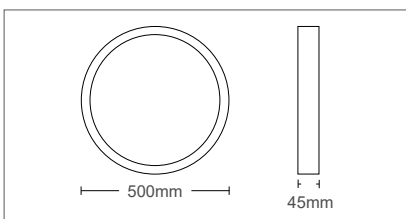
DISC 1

DISC 1 is a round ceiling mounting lighting fixture, equipped with backlit technology of SANAN LED sources. arrangement with 3 position switch for ranging the color temperature between 3000K, 4000K or 6000K. Intended for surface installation. Housing of aluminum board electrostatically painted with sandblasted finishing in sand white & black.

2026240

TECHNICAL SPECIFICATIONS

Power	46W
Luminous Flux	2760LM
Color Temperature	3000K / 4000K / 6000K - 3CCT+DIP SWITCH
CRI	80
Power Factor	>0.95
Voltage Range	180-265V
Beam Angle	120°
Protection Class	IP20
Working Temperature	-20°C/+40°C
Main Material	Aluminium



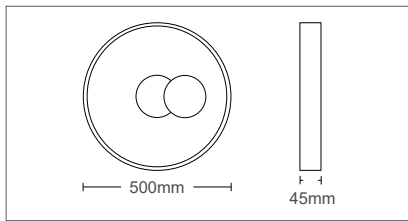
DISC 2

DISC 2 is a round ceiling mounting lighting fixture, equipped with backlit technology of SANAN LED sources. arrangement with 3 position switch for ranging the color temperature between 3000K, 4000K or 6000K. Intended for surface installation. Housing of aluminum board electrostatically painted with sandblasted finishing in sand white & gold.

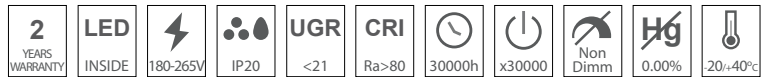
2026250

TECHNICAL SPECIFICATIONS

Power	52W
Luminous Flux	3120LM
Color Temperature	3000K / 4000K / 6000K - 3CCT+DIP SWITCH
CRI	80
Power Factor	>0.95
Voltage Range	180-265V
Beam Angle	120°
Protection Class	IP20
Working Temperature	-20°C/+40°C
Main Material	Aluminium & Metal



**SURFACE LED
CEILING LIGHTS**



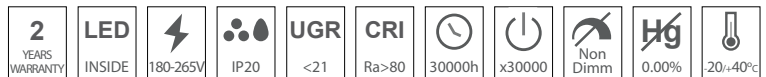
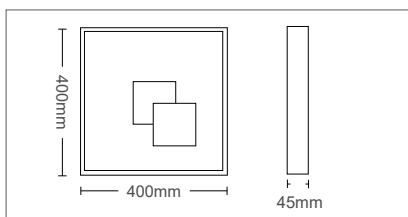
DISC 3

DISC 3 is a round ceiling mounting lighting fixture, equipped with backlit technology of SANAN LED sources. arrangement with 3 position switch for ranging the color temperature between 3000K, 4000K or 6000K. Intended for surface installation. Housing of aluminum board electrostatically painted with sandblasted finishing in sand white & black.

2026260

TECHNICAL SPECIFICATIONS

Power	60W
Luminous Flux	3600LM
Color Temperature	3000K / 4000K / 6000K - 3CCT+DIP SWITCH
CRI	80
Power Factor	>0.95
Voltage Range	180-265V
Beam Angle	120°
Protection Class	IP20
Working Temperature	-20°C/+40°C
Main Material	Aluminium & Metal



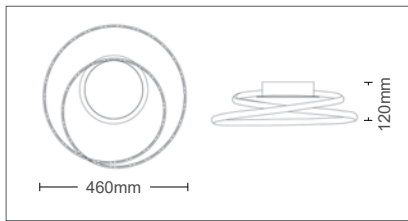
DISC 4

DISC 4 is a square ceiling mounting lighting fixture, equipped with backlit technology of SANAN LED sources. arrangement with 3 position switch for ranging the color temperature between 3000K, 4000K or 6000K. Intended for surface installation. Housing of aluminum board electrostatically painted with sandblasted finishing in sand white & black.

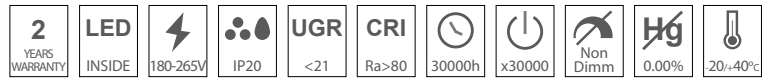
2026270

TECHNICAL SPECIFICATIONS

Power	38W
Luminous Flux	2280LM
Color Temperature	3000K / 4000K / 6000K - 3CCT+DIP SWITCH
CRI	80
Power Factor	>0.95
Voltage Range	180-265V
Beam Angle	120°
Protection Class	IP20
Working Temperature	-20°C/+40°C
Main Material	Aluminium & Metal



**SURFACE LED
CEILING LIGHTS**



RING 38

RING 38 is a round ceiling mounting lighting fixture, equipped with backlit technology of SANAN LED sources. arrangement with 3 position switch for ranging the color temperature between 3000K, 4000K or 6000K.

Intended for surface installation.

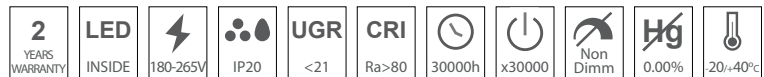
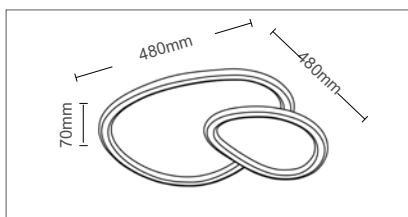
Housing of aluminum board & metal sheet electrostatically painted with sandblasted finishing in sand white & black. Difusser made by PVC.

2026370 - Black color

2026380 - White color

TECHNICAL SPECIFICATIONS

Power	64W
Luminous Flux	3840LM
Color Temperature	3000K / 4000K / 6000K - 3CCT+DIP SWITCH
CRI	80
Power Factor	>0.95
Voltage Range	180-265V
Beam Angle	120°
Protection Class	IP20
Working Temperature	-20°C/+40°C
Main Material	Aluminium & Metal



RING 64

RING 64 is a ceiling mounting lighting fixture, equipped with backlit technology of SANAN LED sources. arrangement with 3 position switch for ranging the color temperature between 3000K, 4000K or 6000K.

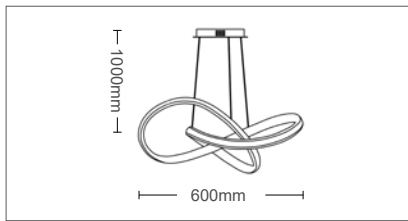
Intended for surface installation. Housing of aluminum board electrostatically painted with sandblasted finishing in sand white.

Difusser made by PVC.

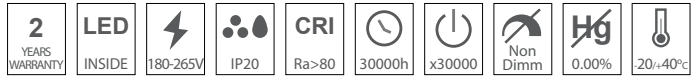
2026280

TECHNICAL SPECIFICATIONS

Power	46W
Luminous Flux	2880LM
Color Temperature	3000K / 4000K / 6000K - 3CCT+DIP SWITCH
CRI	80
Power Factor	>0.95
Voltage Range	180-265V
Beam Angle	120°
Protection Class	IP20
Working Temperature	-20°C/+40°C
Main Material	Aluminium & Metal



PENDANT LED LIGHTS



WAVE

WAVE is a pendant lighting fixture, equipped with backlit technology of SANAN LED sources arrangement with 3 position switch for ranging the color temperature between 3000K, 4000K or 6000K.

Housing of aluminum board & metal sheet electrostatically painted with sand-blasted finishing in sand white & black.

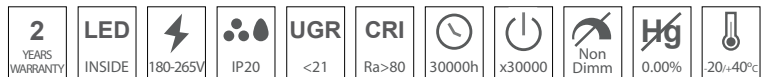
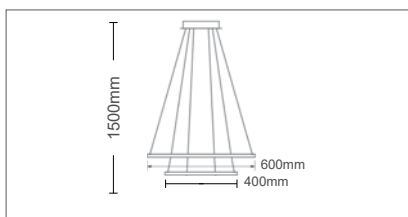
Difusser made by PVC.

2026400 - White color

2026390 - Black color

TECHNICAL SPECIFICATIONS

Power	48W
Luminous Flux	2880LM
Color Temperature	3000K / 4000K / 6000K - 3CCT+DIP SWITCH
CRI	80
Power Factor	>0.95
Voltage Range	180-265V
Beam Angle	120°
Protection Class	IP20
Working Temperature	-20°C/+40°C
Main Material	Aluminium & Metal



DUO

DUO is a pendant lighting fixture with 2 circles, equipped with backlit technology of SANAN LED sources arrangement with 3 position switch for ranging the color temperature between 3000K, 4000K or 6000K.

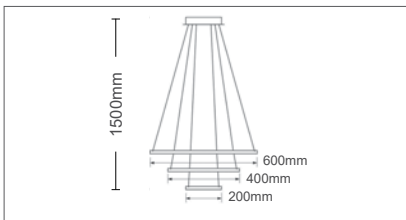
Housing of aluminum board & metal sheet electrostatically painted with sand-blasted finishing in sand white & black.

Difusser made by PVC.

2026340

TECHNICAL SPECIFICATIONS

Power	
56W	
Luminous Flux	
3360LM	
Color Temperature	
3000K / 4000K / 6000K - 3CCT+DIP SWITCH	
CRI	80
Power Factor	>0.95
Voltage Range	180-265V
Beam Angle	120°
Protection Class	IP20
Working Temperature	-20°C/+40°C
Main Material	Aluminium



PENDANT LED LIGHTS

2 YEARS WARRANTY	LED INSIDE	180-265V	IP20	UGR <21	CRI Ra>80	30000h	x30000	Non Dimm	Hg 0.00%	20/+40°C
-------------------------------	----------------------	-----------------	-------------	-------------------	---------------------	---------------	---------------	-----------------	--------------------	-----------------



TRIO-1

TRIO 1 is a pendant lighting fixture with 3 circles, equipped with backlit technology of SANAN LED sources arrangement with 3 position switch for ranging the color temperature between 3000K, 4000K or 6000K.
Housing of aluminum board & metal sheet electrostatically painted with sandblasted finishing in sand white & black.
Difusser made by PVC.

- 2026350 - White color
- 2026360 - Black color

2024
lighting
electrical
catalog

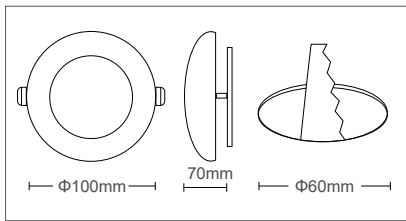
4

CEILING FIXTURES

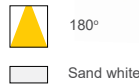
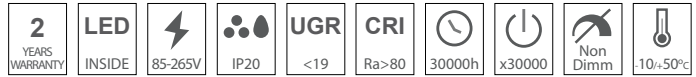
**RECESSED & SURFACE
LED LIGHTING FIXTURES**

TECHNICAL SPECIFICATIONS

Power	3W
Luminous Flux	240LM
Color Temperature	4200K
CRI	80
Power Factor	>0.95
Voltage Range	85-265V
Beam Angle	180°
Protection Class	IP20
Working Temperature	-10°C/+50°C
Main Material	Metal sheet



RECESSED LED
SPOT LIGHTS



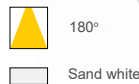
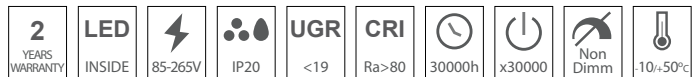
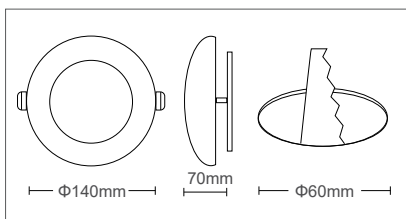
FORMATO D1

FORMATO D1 is a rotatable & recessed led spot light equipped with SANAN LED sources. Indirect light spread 180°. Housing of metal sheet electrostatically painted in sand white. Head is removable and It can be painted with all the plastic & acrylic colors available in the market. Driver is included in the package.

2012460

TECHNICAL SPECIFICATIONS

Power	5W
Luminous Flux	400LM
Color Temperature	4200K
CRI	80
Power Factor	>0.95
Voltage Range	85-265V
Beam Angle	180°
Protection Class	IP20
Working Temperature	-10°C/+50°C
Main Material	Metal sheet



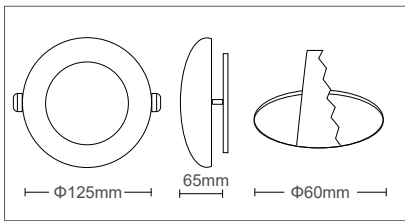
FORMATO D3

FORMATO D3 is a rotatable & recessed led spot light equipped with SANAN LED sources. Indirect light spread 180°. Housing of metal sheet electrostatically painted in sand white. Head is removable and It can be painted with all the plastic & acrylic colors available in the market. Driver is included in the package.

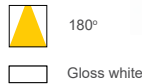
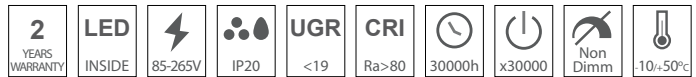
2012520

TECHNICAL SPECIFICATIONS

Power	
3W	
Luminous Flux	
240LM	
Color Temperature	
4200K	
CRI	80
Power Factor	>0.95
Voltage Range	85-265V
Beam Angle	180°
Protection Class	IP20
Working Temperature	-10°C/+50°C
Main Material	Metal sheet



RECESSED LED SPOT LIGHTS



FORMATO F3

FORMATO F3 is a rotatable & recessed led spot light equipped with SANAN LED sources.

Indirect light spread 180°.

Housing of metal sheet electrostatically painted in gloss white.


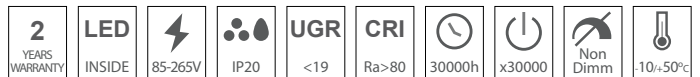
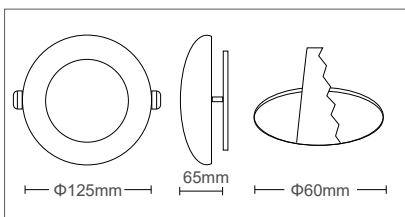
Head is removable.

Driver is included in the package.

2012410

TECHNICAL SPECIFICATIONS

Power	
3W	
Luminous Flux	
240LM	
Color Temperature	
4200K	
CRI	80
Power Factor	>0.95
Voltage Range	85-265V
Beam Angle	180°
Protection Class	IP20
Working Temperature	-10°C/+50°C
Main Material	Metal sheet



FORMATO F4

FORMATO F4 is a rotatable & recessed led spot light equipped with SANAN LED sources.

Indirect light spread 180°.

Housing of metal sheet electrostatically painted in gloss white & gloss black. Head is removable.

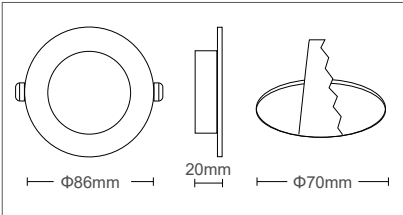
Driver is included in the package.

2012420 - White body

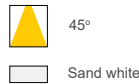
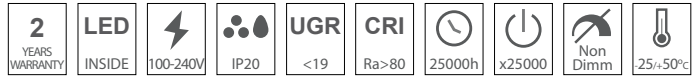
2012430 - Black body

GENERAL INFORMATION

NICK R is a round rotatable & recessed led spot light equipped with SANAN LED sources. Is equipped with microprismatic difusser with 45° beam angle. Housing of PC painted in sand white. Driver is included in the package.



RECESSED LED
SPOT LIGHTS

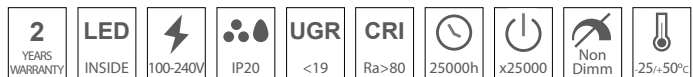
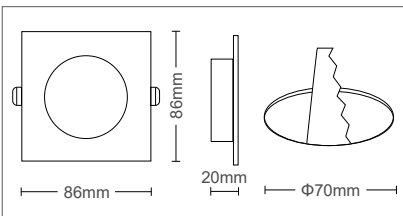


NICK R

2026770 - White color	5W	590lm	4200K
2026780 - White color	5W	600lm	6400K

GENERAL INFORMATION

NICK S is a square rotatable & recessed led spot light equipped with SANAN LED sources. Is equipped with microprismatic difusser with 45° beam angle. Housing of PC painted in sand white. Driver is included in the package.

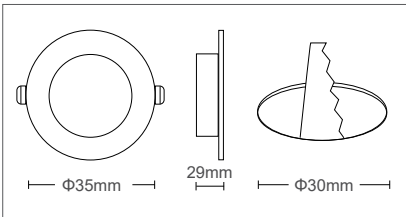


NICK S

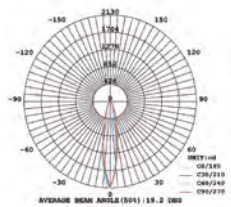
2026790 - White color	5W	590lm	4200K
2026800 - White color	5W	600lm	6400K

GENERAL INFORMATION

ZANZI P is a non rotatable & recessed led spot light equipped with SANAN LED sources. Light beam angle 30°.
Housing of PC painted in sand white & sand black.
Diffuser is made of PS.
Driver is included in the package.



PHOTOMETRIC DIAGRAM



RECESSED LED SPOT LIGHTS

2 YEARS WARRANTY	LED INSIDE	100-240V	IP20	UGR <19	CRI Ra>80	25000h	x25000	Non Dimm	25±50°C
------------------	------------	----------	------	---------	-----------	--------	--------	----------	---------

- 30°
- Sand black
- Sand white

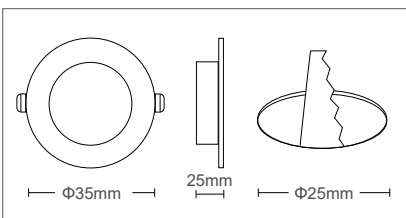


ZANZI P

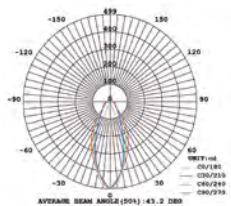
2026830 - Black color	2026810 - White color	1W	75lm	3000K
2026840 - Black color	2026820 - White color	1W	75lm	4000K

GENERAL INFORMATION

ZANZI M is a non rotatable & recessed led spot light equipped with SANAN LED sources. Light beam angle 30°.
Housing of Die cast aluminium painted in sand white & nickel mat.
Diffuser is made of PS and is microprismatic.
Driver is included in the package.



PHOTOMETRIC DIAGRAM



2 YEARS WARRANTY	LED INSIDE	100-240V	IP20	UGR <19	CRI Ra>80	25000h	x25000	Non Dimm	25±50°C
------------------	------------	----------	------	---------	-----------	--------	--------	----------	---------

- 30°
- Nickel mat
- Sand white

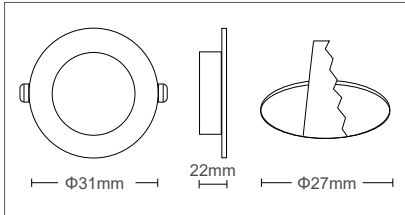


ZANZI M

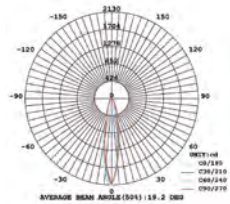
2026870 - White color	2026850 - Nickel mat	3W	225lm	3000K
2026880 - White color	2026860 - Nickel mat	3W	225lm	4000K

GENERAL INFORMATION

RITA 2 is a non rotatable & recessed led spot light equipped with SANAN LED sources.
Light beam angle 60°.
Housing of extruded aluminium electrostatically painted in chrome.
Diffuser is made of PS.
Driver is included in the package.



PHOTOMETRIC DIAGRAM



RECESSED LED SPOT LIGHTS

2 YEARS WARRANTY	LED INSIDE	110-220V	IP20	UGR <19	CRI Ra>80	30000h	x30000	Non Dimm	15/+50°C
------------------	------------	----------	------	---------	-----------	--------	--------	----------	----------



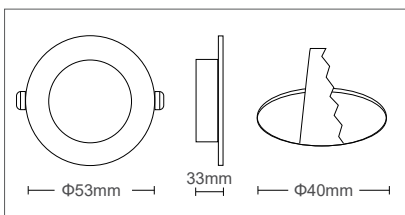
60°
Chrome

RITA 2

2021580 - White color	1W	98lm	3000K
2021590 - White color	1W	105lm	6000K

TECHNICAL SPECIFICATIONS

Power	1W
Luminous Flux	98LM
Color Temperature	3000K
CRI	80
Power Factor	>0.50
Voltage Range	110-240V
Beam Angle	60°
Protection Class	IP20
Working Temperature	-15°C/+50°C
Main Material	Zinc, alloy & glass



2 YEARS WARRANTY	LED INSIDE	110-220V	IP20	UGR <19	CRI Ra>80	30000h	x30000	Non Dimm	15/+50°C
------------------	------------	----------	------	---------	-----------	--------	--------	----------	----------

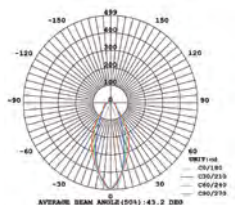


60°
Nickel mat

RITA 3

RITA 3 is a rotatable & recessed led spot light equipped with SANAN LED sources.
Light beam angle 60°.
Housing of Zinc & alloy electrostatically painted in nickel mat.
Diffuser is made of glass.
Driver is included in the package.

PHOTOMETRIC DIAGRAM

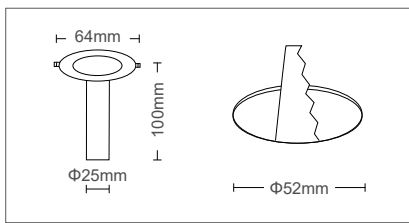


2021600



TECHNICAL SPECIFICATIONS

Power	
5W	
Luminous Flux	
600LM	
Color Temperature	
3000K	
CRI	90
Power Factor	>0.50
Voltage Range	85-265V
Beam Angle	24°
Protection Class	IP20
Working Temperature	-20°C/+40°C
Main Material	Aluminium



RECESSED LED
SPOT LIGHTS

5 YEARS WARRANTY | LED INSIDE | 85-265V | IP20 | UGR <19 | CRI Ra>90 | 30000h | x30000 | Non Dimm | 20/+40°C



24°
Sand black
Sand white

TUBO 1



TUBO is a family of rotatable recessed spot lights equipped with BRIDGELUX LED sources.

They are equipped with PC diffuser with 24° and UGR<19.

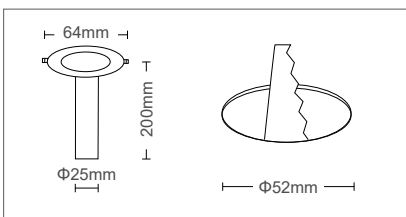
Housing of extruded aluminium electrostatically painted in sand black & sand white.

Driver is included in the package.

2102400 - Black color	5W	400lm	3000K
2102440 - White color	5W	400lm	3000K

TECHNICAL SPECIFICATIONS

Power	
5W	
Luminous Flux	
400LM	
Color Temperature	
3000K	
CRI	90
Power Factor	>0.50
Voltage Range	85-265V
Beam Angle	24°
Protection Class	IP20
Working Temperature	-20°C/+40°C
Main Material	Aluminium



5 YEARS WARRANTY | LED INSIDE | 85-265V | IP20 | UGR <19 | CRI Ra>90 | 30000h | x30000 | Non Dimm | 20/+40°C



24°
Sand black
Sand white

TUBO 2



TUBO is a family of rotatable recessed spot lights equipped with BRIDGELUX LED sources.

They are equipped with PC diffuser with 24° and UGR<19.

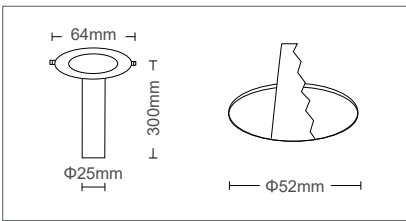
Housing of extruded aluminium electrostatically painted in sand black & sand white.

Driver is included in the package.

2102410 - Black color	5W	400lm	3000K
2102450 - White color	5W	400lm	3000K

TECHNICAL SPECIFICATIONS

Power	
5W	
Luminous Flux	
600LM	
Color Temperature	
3000K	
CRI	90
Power Factor	>0.50
Voltage Range	85-265V
Beam Angle	24°
Protection Class	IP20
Working Temperature	-20°C/+40°C
Main Material	Aluminium



RECESSED LED
SPOT LIGHTS

5 YEARS WARRANTY | LED INSIDE | 85-265V | IP20 | UGR <19 | CRI Ra>90 | 30000h | x30000 | Non Dimm | 20/+40°C



24°
Sand black
Sand white

TUBO 3



TUBO is a family of rotatable recessed spot lights equipped with BRIDGELUX LED sources.

They are equipped with PC diffuser with 24° and UGR<19.

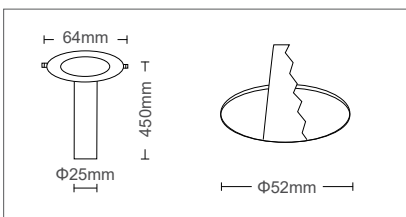
Housing of extruded aluminium electrostatically painted in sand black & sand white.

Driver is included in the package.

2102420 - Black color	5W	400lm	3000K
2102460 - White color	5W	400lm	3000K

TECHNICAL SPECIFICATIONS

Power	
5W	
Luminous Flux	
600LM	
Color Temperature	
3000K	
CRI	90
Power Factor	>0.50
Voltage Range	85-265V
Beam Angle	24°
Protection Class	IP20
Working Temperature	-20°C/+40°C
Main Material	Aluminium



5 YEARS WARRANTY | LED INSIDE | 85-265V | IP20 | UGR <19 | CRI Ra>90 | 30000h | x30000 | Non Dimm | 20/+40°C



24°
Sand black
Sand white

TUBO 4



TUBO is a family of rotatable recessed spot lights equipped with BRIDGELUX LED sources.

They are equipped with PC diffuser with 24° and UGR<19.

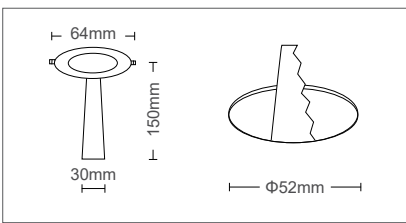
Housing of extruded aluminium electrostatically painted in sand black & sand white.

Driver is included in the package.


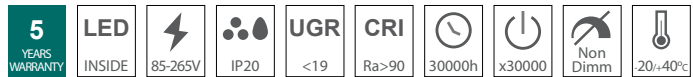
2102430 - Black color	5W	400lm	3000K
2102470 - White color	5W	400lm	3000K

TECHNICAL SPECIFICATIONS

Power	
5W	
Luminous Flux	
400LM	
Color Temperature	
3000K	
CRI	90
Power Factor	>0.50
Voltage Range	85-265V
Beam Angle	24°
Protection Class	IP20
Working Temperature	-20°C/+40°C
Main Material	Aluminium



RECESSED LED SPOT LIGHTS



CONO 1

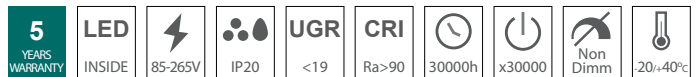
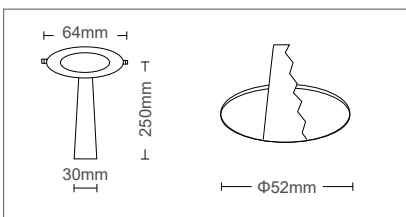


CONO is a family of rotatable recessed spot lights equipped with BRIDGELUX LED sources. They are equipped with PC polycarbonate diffuser with 24° and UGR<19. Housing of extruded aluminium electrostatically painted in sand black & sand white. Driver is included in the package.

2102480 - Black color	5W	400lm	3000K
2102500 - White color	5W	400lm	3000K

TECHNICAL SPECIFICATIONS

Power	
5W	
Luminous Flux	
400LM	
Color Temperature	
3000K	
CRI	90
Power Factor	>0.50
Voltage Range	85-265V
Beam Angle	24°
Protection Class	IP20
Working Temperature	-20°C/+40°C
Main Material	Aluminium




CONO 2



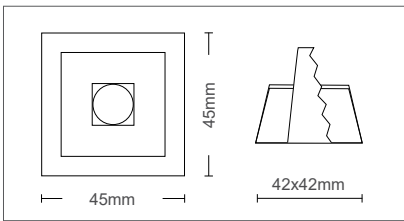
CONO is a family of rotatable recessed spot lights equipped with BRIDGELUX LED sources. They are equipped with PC polycarbonate diffuser with 24° and UGR<19. Housing of extruded aluminium electrostatically painted in sand black & sand white. Driver is included in the package.

2102490 - Black color	5W	400lm	3000K
2102510 - White color	5W	400lm	3000K

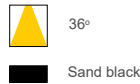
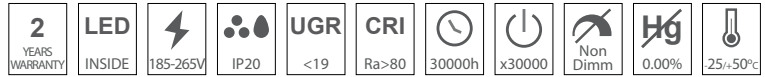


TECHNICAL SPECIFICATIONS

Power	2W
Luminous Flux	186LM
Color Temperature	3000K
CRI	80
Power Factor	>0.50
Voltage Range	185-265V
Beam Angle	36°
Protection Class	IP20
Working Temperature	-25°C/+50°C
Main Material	Aluminium



RECESSED CEILING
LED LIGHT FIXTURES



ICECUBE 2

ICECUBE is a family of non rotatable recessed spot lights, equipped with SANAN LED sources, with short height of 35mm.

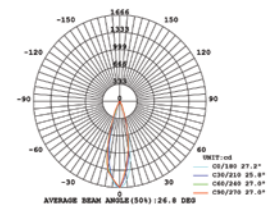
They are equipped with microprismatic polycarbonate diffuser with 36° and UGR<19.

Housing of extruded aluminium electrostatically painted in sand black.

Driver is included in the package.

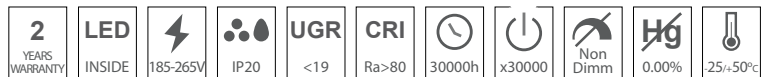
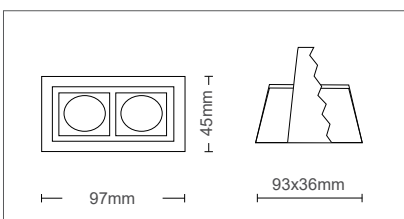
2102940 - Black color

PHOTOMETRIC DIAGRAM



TECHNICAL SPECIFICATIONS

Power	6W
Luminous Flux	558LM
Color Temperature	3000K
CRI	80
Power Factor	>0.50
Voltage Range	185-265V
Beam Angle	36°
Protection Class	IP20
Working Temperature	-25°C/+50°C
Main Material	Aluminium



ICECUBE 6

ICECUBE is a family of non rotatable recessed spot lights, equipped with SANAN LED sources, with short height of 35mm.

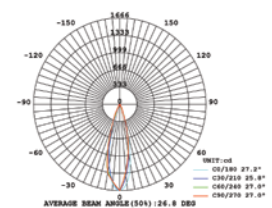
They are equipped with microprismatic polycarbonate diffuser with 36° and UGR<19.

Housing of extruded aluminium electrostatically painted in sand black.

Driver is included in the package.

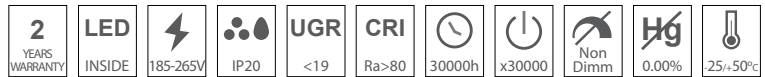
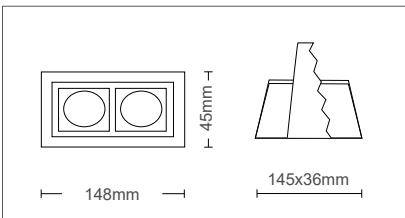
2102950 - Black color

PHOTOMETRIC DIAGRAM



RECESSED CEILING
LED LIGHT FIXTURES

TECHNICAL SPECIFICATIONS	
Power	10W
Luminous Flux	930LM
Color Temperature	3000K
CRI	80
Power Factor	>0.50
Voltage Range	185-265V
Beam Angle	36°
Protection Class	IP20
Working Temperature	-25°C/+50°C
Main Material	Aluminium



ICECUBE 10

ICECUBE is a family of non rotatable recessed spot lights, equipped with SANAN LED sources, with short height of 35mm.

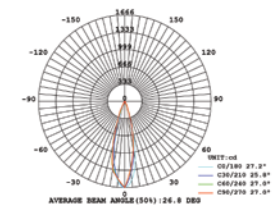
They are equipped with microprismatic polycarbonate diffuser with 36° and UGR<19.

Housing of extruded aluminium electrostatically painted in sand black.

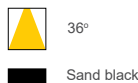
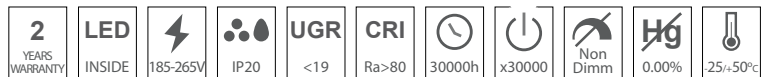
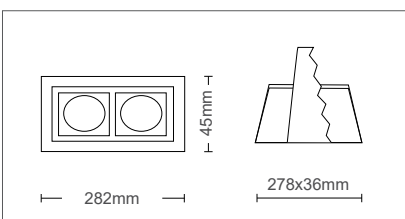
Driver is included in the package.

2102960 - Black color

PHOTOMETRIC DIAGRAM



TECHNICAL SPECIFICATIONS	
Power	20W
Luminous Flux	1860LM
Color Temperature	3000K
CRI	80
Power Factor	>0.50
Voltage Range	185-265V
Beam Angle	36°
Protection Class	IP20
Working Temperature	-25°C/+50°C
Main Material	Aluminium



ICECUBE 20

ICECUBE is a family of non rotatable recessed spot lights, equipped with SANAN LED sources, with short height of 35mm.

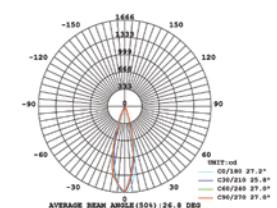
They are equipped with microprismatic polycarbonate diffuser with 36° and UGR<19.

Housing of extruded aluminium electrostatically painted in sand black.

Driver is included in the package.

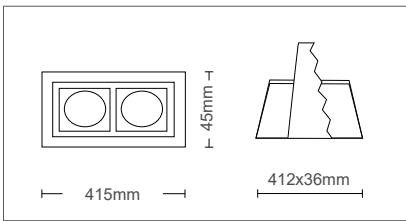
2102970 - Black color

PHOTOMETRIC DIAGRAM

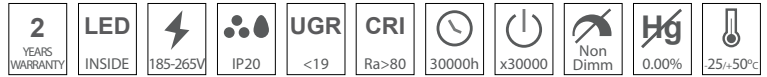


TECHNICAL SPECIFICATIONS

Power	30W
Luminous Flux	2790LM
Color Temperature	3000K
CRI	80
Power Factor	>0.50
Voltage Range	185-265V
Beam Angle	36°
Protection Class	IP20
Working Temperature	-25°C/+50°C
Main Material	Aluminium



RECESSED CEILING
LED LIGHT FIXTURES



ICECUBE 30

ICECUBE is a family of non rotatable recessed spot lights, equipped with SANAN LED sources, with short height of 35mm.

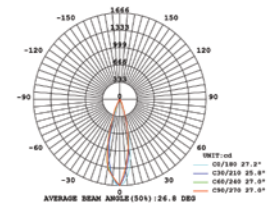
They are equipped with microprismatic polycarbonate diffuser with 36° and UGR<19.

Housing of extruded aluminium electrostatically painted in sand black.

Driver is included in the package.

2102980 - Black color

PHOTOMETRIC DIAGRAM

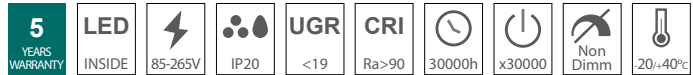
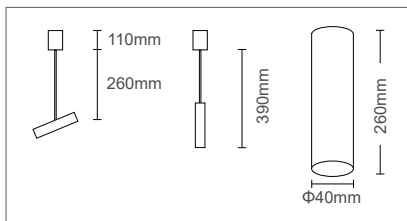




SURFACE CEILING
LED LIGHT FIXTURES

TECHNICAL SPECIFICATIONS

Power	
7W (1x7W)	
Luminous Flux	
560LM	
Color Temperature	
3000K	
CRI	90
Power Factor	>0.50
Voltage Range	85-265V
Beam Angle	24°
Protection Class	IP20
Working Temperature	-20°C/+40°C
Main Material	Aluminium



CLIMBER



CLIMBER is a family of rotatable surface spot lights equipped with BRIDGELUX LED sources.

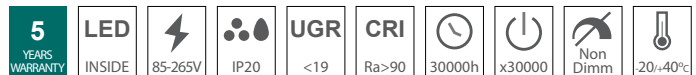
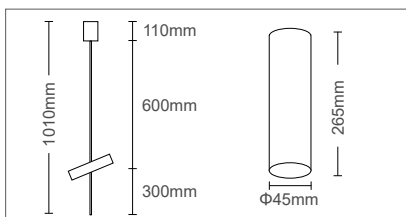
They are equipped with clear PC diffuser with 24° and UGR<19. Each spot rotating in both directions, horizontal 360° & vertical 75°.

Housing of extruded aluminium electrostatically painted in sand black & sand white. The total length is 50cm & include 1 spots 7W.

2102580 - Black color	7W	560lm	3000K
2102590 - White color	7W	560lm	3000K

TECHNICAL SPECIFICATIONS

Power	
7W (1x7W)	
Luminous Flux	
840LM	
Color Temperature	
3000K	
CRI	90
Power Factor	>0.50
Voltage Range	85-265V
Beam Angle	24°
Protection Class	IP20
Working Temperature	-20°C/+40°C
Main Material	Aluminium



CLIMBER 1



CLIMBER 1 is a family of rotatable surface spot lights equipped with BRIDGELUX LED sources.

They are equipped with clear PC diffuser with 24° and UGR<19. Each spot rotating in both directions, horizontal 360° & vertical 75°.

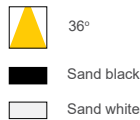
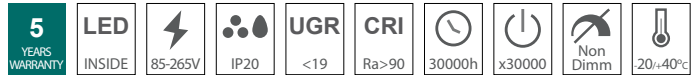
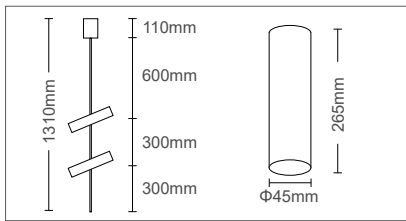
Housing of extruded aluminium electrostatically painted in sand black & sand white. The total length is 101cm & include 1 spots 7W.

2102520 - Black color	7W	560lm	3000K
2102550 - White color	7W	560lm	3000K

SURFACE CEILING
LED LIGHT FIXTURES

TECHNICAL SPECIFICATIONS

Power	14W (2x7W)
Luminous Flux	1120LM
Color Temperature	3000K
CRI	90
Power Factor	>0.50
Voltage Range	85-265V
Beam Angle	24°
Protection Class	IP20
Working Temperature	-20°C/+40°C
Main Material	Aluminium



CLIMBER 2



CLIMBER 2 is a family of rotatable surface spot lights equipped with BRIDGELUX LED sources.

They are equipped with clear PC diffuser with 24° and UGR<19.

Each spot rotating in both directions, horizontal 360°

& vertical 75°.

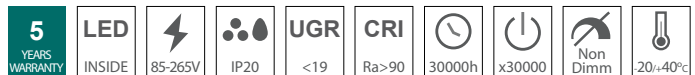
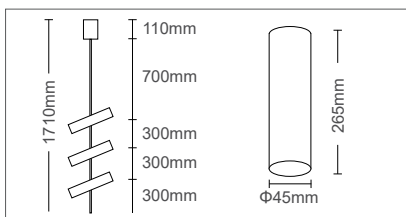
Housing of extruded aluminium electrostatically painted in sand black & sand white.

The total length is 131cm & include 2 spots by 7W each.

2102530 - Black color	14W	1120lm	3000K
2102560 - White color	14W	1120lm	3000K

TECHNICAL SPECIFICATIONS

Power	21W (3x7W)
Luminous Flux	1680LM
Color Temperature	3000K
CRI	90
Power Factor	>0.95
Voltage Range	85-265V
Beam Angle	24°
Protection Class	IP20
Working Temperature	-20°C/+40°C
Main Material	Aluminium



CLIMBER 3



CLIMBER 3 is a family of rotatable surface spot lights equipped with BRIDGELUX LED sources.

They are equipped with clear PC diffuser with 24° and UGR<19.

Each spot rotating in both directions, horizontal 360°

& vertical 75°.

Housing of extruded aluminium electrostatically painted in sand black & sand white.


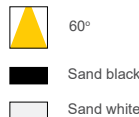
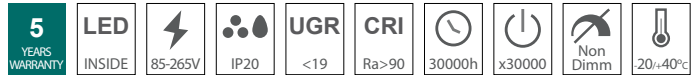
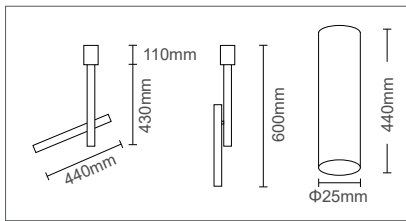
The total length is 171cm & include 3 spots by 7W each.

2102540 - Black color	21W	1680lm	3000K
2102570 - White color	21W	1680lm	3000K

SURFACE CEILING
LED LIGHT FIXTURES

TECHNICAL SPECIFICATIONS

Power	
10W (2x5W)	
Luminous Flux	
800LM	
Color Temperature	
3000K	
CRI	90
Power Factor	>0.50
Voltage Range	85-265V
Beam Angle	60°
Protection Class	IP20
Working Temperature	-20°C/+40°C
Main Material	Aluminium



ACROBAT

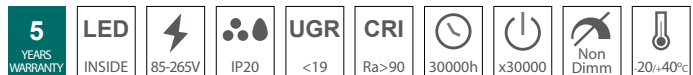
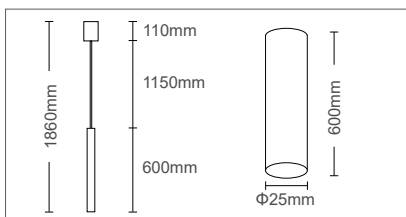


ACROBAT is a family of rotatable surface spot lights equipped with BRIDGELUX LED sources. They are equipped with clear PC diffuser with 60° and UGR<19. One spot rotating vertical 360°. Housing of extruded aluminium electrostatically painted in sand black & sand white. **The total length is 60cm & include 2 spots 5W each.**

2102600 - Black color	10W	1200lm	3000K
2102610 - White color	10W	1200lm	3000K

TECHNICAL SPECIFICATIONS

Power	
5W	
Luminous Flux	
400LM	
Color Temperature	
3000K	
CRI	90
Power Factor	>0,50
Voltage Range	85-265V
Beam Angle	24°
Protection Class	IP20
Working Temperature	-20°C/+40°C
Main Material	Aluminium



VERTO



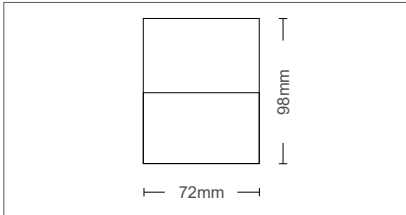
VERTO is a family of pendant surface spot lights equipped with BRIDGELUX LED sources. They are equipped with clear PC diffuser with 24° and UGR<19. Housing of extruded aluminium electrostatically painted in sand black & sand white. The total length of the fixture is 1860mm and the length of the cable is adjustable.

2102620 - Black color	5W	600lm	3000K
2102630 - White color	5W	600lm	3000K

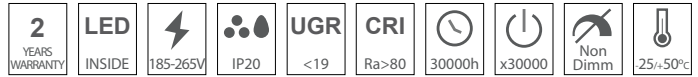
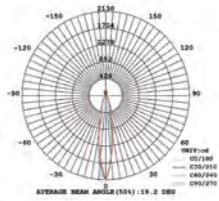
SURFACE CEILING
LED LIGHT FIXTURES

GENERAL INFORMATION

LAZY is a rotatable & surface led spot lights family, equipped with SANAN LED sources. They are equipped with microprismatic diffuser with 24° and UGR<19. It is adjustable in 2 axis, vertical rotating 0-90° and horizontal rotating 0-359°. Housing of aluminum board electrostatically painted with sandblasted finishing in sand black & sand white.



PHOTOMETRIC DIAGRAM



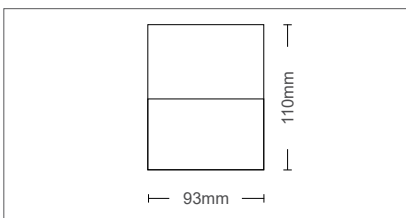
- 24°
- Sand black
- Sand white

LAZY 10

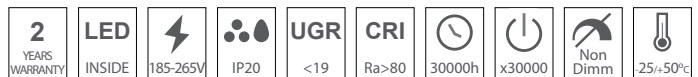
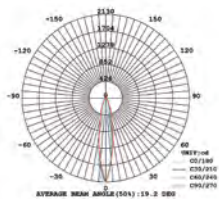
2102860 - Black color	2102880 - White color	10W	930lm	3000K
2102870 - Black color	2102890 - White color	10W	950lm	4000K

GENERAL INFORMATION

LAZY is a rotatable & surface led spot lights family, equipped with SANAN LED sources. They are equipped with microprismatic diffuser with 24° and UGR<19. It is adjustable in 2 axis, vertical rotating 0-90° and horizontal rotating 0-359°. Housing of aluminum board electrostatically painted with sandblasted finishing in sand black & sand white.



PHOTOMETRIC DIAGRAM



- 24°
- Sand black
- Sand white

LAZY 20

2102900 - Black color	2102920 - White color	20W	1860lm	3000K
2102910 - Black color	2102930 - White color	20W	1900lm	4000K

2024
lighting
electrical
catalog

5

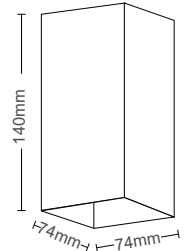
CEILING SPOTS

**SURFACE &
RECESSED SPOTS**



- Sand black
- Sand white

FINO S is a single square surface ceiling spot lighting fixture family operating with 1xLED bulb (not included), PAR16 type, GU10 socket.
 They are intended for interior use.
 Base for ceiling mounting of aluminium.
 Fixing on the base with all necessary accessories.
 Housing of die-cast aluminum, electrostatically painted with sandblasted finishing in 2 colors, sand white & sand black.
 There are 2 different variants on the reflectors color, mat gold and black mat.



FINO S



2026950 - White body & white reflector

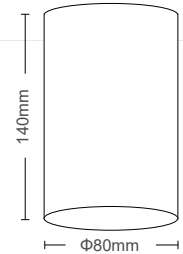
2026960 - White body & golden reflector

2026930 - White body & black reflector

2026940 - Black body & black reflector



- Sand black
- Sand white



FINO R is a single round surface ceiling spot lighting fixture family operating with 1xLED bulb (not included), PAR16 type, GU10 socket.
 They are intended for interior use.
 Base for ceiling mounting of aluminium.
 Fixing on the base with all necessary accessories.
 Housing of die-cast aluminum, electrostatically painted with sandblasted finishing in 2 colors, sand white & sand black.
 There are 2 different variants on the reflectors color, mat gold and black mat.

FINO R



2026900 - White body & white reflector

2026910 - White body & golden reflector

2026890 - Black body & black reflector

2026920 - Black body & golden reflector

GENERAL INFORMATION

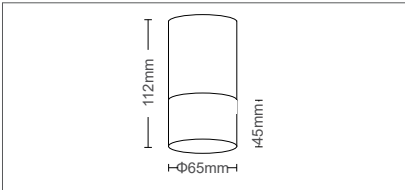
DONNA AS is a single surface ceiling spot lighting fixture operating with 1xLED bulb (not included), PAR16 type, GU10 socket.

Is intended for interior use.

Base for ceiling mounting of aluminium.

Fixing on the base without screws, by rotating and clicking.

Housing of die-cast aluminium, electrostatically painted with sandblasted finishing in 2 colors, sand white & sand black with PVC reflector.



2012830 - White body

2012840 - Black body

GENERAL INFORMATION

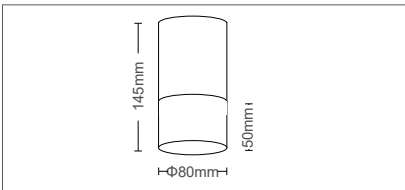
DONNA AB is a single surface ceiling spot lighting fixture operating with 1xLED bulb (not included), PAR16 type, GU10 socket.

Is intended for interior use.

Base for ceiling mounting of aluminium.

Fixing on the base without screws, by rotating and clicking.

Housing of die-cast aluminium, electrostatically painted with sandblasted finishing in 2 colors, sand white & sand black with PVC reflector.



2012850 - White body

2012860 - Black body

GENERAL INFORMATION

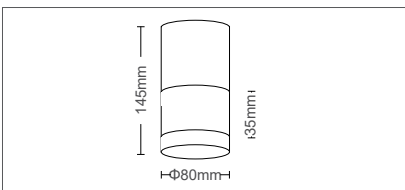
DONNA BB is a single surface ceiling spot lighting fixture operating with 1xLED bulb (not included), PAR16 type, GU10 socket.

Is intended for interior use.

Base for ceiling mounting of aluminium.

Fixing on the base without screws, by rotating and clicking.

Housing of die-cast aluminium, electrostatically painted with sandblasted finishing in 2 colors, sand white & sand black with PVC reflector.



2012870 - White body

2012880 - Black body

CEILING SURFACE
SPOT FIXTURES



DONNA AS



DONNA AB



DONNA BB

CEILING RECESSED
& SURFACE SPOT FIXTURES

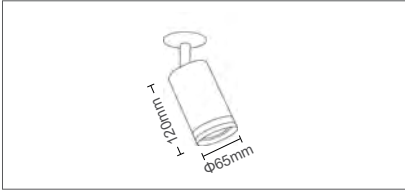
GENERAL INFORMATION

ELCHE 1 is a single adjustable recessed ceiling spot lighting fixture operating with 1xLED bulb (not included), PAR16 type, GU10 socket. Is intended for interior use.

Base for ceiling mounting of aluminium.

Fixing on the base with all necessary accessories.

Housing of die-cast aluminum, electrostatically painted with sandblasted finishing in 2 colors, sand white & sand black.



2102770 - White body

2102760 - Black body

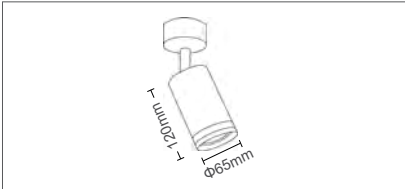
GENERAL INFORMATION

ELCHE 2 is a single adjustable surface ceiling spot lighting fixture operating with 1xLED bulb (not included), PAR16 type, GU10 socket. Is intended for interior use.

Base for ceiling mounting of aluminium.

Fixing on the base with all necessary accessories.

Housing of die-cast aluminum, electrostatically painted with sandblasted finishing in 2 colors, sand white & sand black.



2102780 - White body

2102790 - Black body

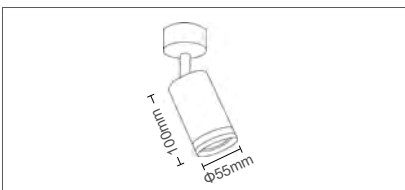
GENERAL INFORMATION

LUMO C is a single adjustable surface ceiling spot lighting fixture operating with 1xLED bulb (not included), PAR16 type, GU10 socket. Is intended for interior use.

Base for ceiling mounting of aluminium.

Fixing on the base with all necessary accessories.

Housing of die-cast aluminum, electrostatically painted with sandblasted finishing in 2 colors, sand white & sand black.



2101920 - White body

2101930 - Black body



■ Sand black
□ Sand white

ELCHE 1



■ Sand black
□ Sand white

ELCHE 2



■ Sand black
□ Sand white

LUMO C

CEILING SURFACE
SPOT FIXTURES

GENERAL INFORMATION

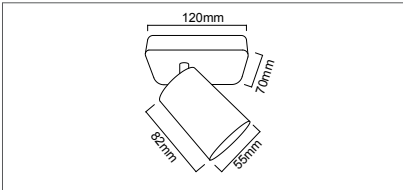
LUGO 1 is a single adjustable surface ceiling spot lighting fixture operating with 1xLED bulb (not included), PAR16 type, GU10 socket.

Is intended for interior use.

Base for ceiling mounting of aluminium.

Fixing on the base with all necessary accessories.

Housing of die-cast aluminum, electrostatically painted with sandblasted finishing in 2 colors, sand white & sand black.



2102320 - White body

2102310 - Black body

GENERAL INFORMATION

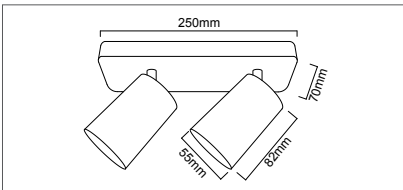
LUGO 2 is a double adjustable surface ceiling spot lighting fixture operating with 2xLED bulbs (not included), PAR16 type, GU10 socket.

Is intended for interior use.

Base for ceiling mounting of aluminium.

Fixing on the base with all necessary accessories.

Housing of die-cast aluminum, electrostatically painted with sandblasted finishing in 2 colors, sand white & sand black.



2102340 - White body

2102330 - Black body

GENERAL INFORMATION

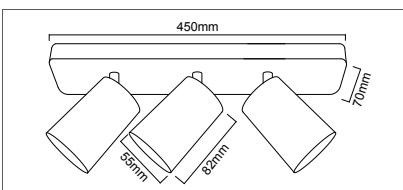
LUGO 3 is a triple adjustable surface ceiling spot lighting fixture operating with 3xLED bulbs (not included), PAR16 type, GU10 socket.

Is intended for interior use.

Base for ceiling mounting of aluminium.

Fixing on the base with all necessary accessories.

Housing of die-cast aluminum, electrostatically painted with sandblasted finishing in 2 colors, sand white & sand black.



2102360 - White body

2102350 - Black body



LUGO 1



LUGO 2



LUGO 3



GENERAL INFORMATION

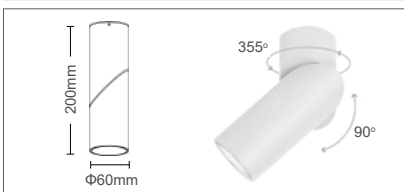
HUESCA is a single adjustable surface ceiling spot lighting fixture operating with 1xLED bulb (not included), PAR16 type, GU10 socket.

Is intended for interior use.

Base for ceiling mounting of aluminium.

Fixing on the base with all necessary accessories.

Housing of die-cast aluminum, electrostatically painted with sandblasted finishing in 2 colors, sand white & sand black.



GU10 lampholder included in the package



2102830 - White body

2102820 - Black body



HUESCA

CEILING SURFACE
SPOT FIXTURES

GENERAL INFORMATION

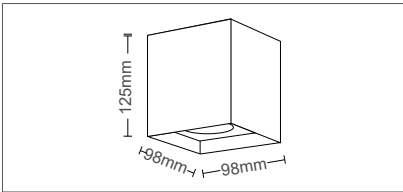
ELDA 1 is a single square adjustable surface ceiling spot lighting fixture operating with 1xLED bulb (not included), PAR16 type, GU10 socket.

Is intended for interior use.

Base for ceiling mounting of aluminium.

Fixing on the base with all necessary accessories.

Housing of die-cast aluminum, electrostatically painted with sandblasted finishing in 2 colors, sand white & sand black.



2103000 - White body

2103010 - Black body

GENERAL INFORMATION

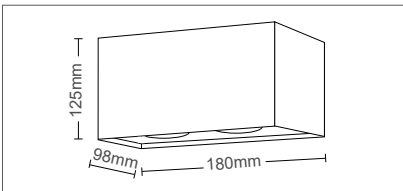
ELDA 2 is a double adjustable surface ceiling spot lighting fixture operating with 2xLED bulbs (not included), PAR16 type, GU10 socket.

Is intended for interior use.

Base for ceiling mounting of aluminium.

Fixing on the base with all necessary accessories.

Housing of die-cast aluminum, electrostatically painted with sandblasted finishing in 2 colors, sand white & sand black.



2103020 - White body

2103030 - Black body



ELDA 1



ELDA 2

GENERAL INFORMATION

OLA S00 is a single surface ceiling spot lighting fixture, operating with 1xLED bulb (not included), PAR16 type, GU10 socket.

Is intended for interior use.

Fixing on the base with all necessary accessories by rotating and clicking.

Housing of die-cast aluminum, electrostatically painted with sandblasted finishing in 2 colors, sand white & sand black.

There are 3 different variants on the reflectors color, white mat, black mat & copper mat.



OLA S00

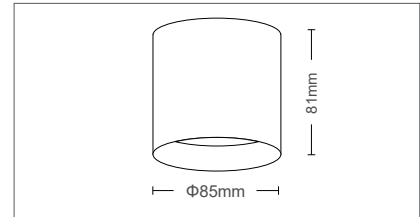


2012640 - White body & white reflector

2012650 - Black body & black reflector

2012630 - White body & black reflector

2012660 - Black body & copper reflector



GENERAL INFORMATION

HOLA is a single surface ceiling spot lighting fixture operating with 1xLED bulb (not included), PAR16 type, GU10 socket.

Is intended for interior use.

Base for ceiling mounting of aluminium.

Fixing on the base with all necessary accessories by rotating and clicking.

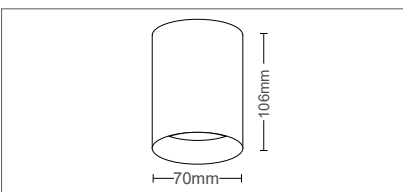
Housing of die-cast aluminum, electrostatically painted with sandblasted finishing in 2 colors, sand white & sand black.



- Sand black
- Sand white

2102840 - Black body

2102850 - White body



HOLA

CEILING RECESSED
SPOT FIXTURES

GENERAL INFORMATION

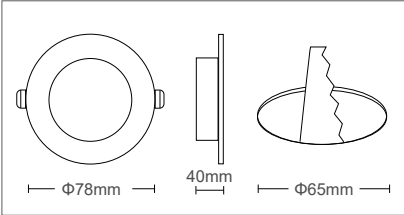
DONNA 10 is a single recessed ceiling spot lighting fixture operating with 1xLED bulb (not included), PAR16 type, GU10 socket.

Is intended for interior use.

GU10 lampholder included in the package.

Housing of die-cast aluminum, electrostatically painted with sandblasted finishing in sand white.

PC reflector with special UV anti-yellow coating to prevent change of the color.



GU10 lampholder included in the package



2012760 - transparent body



□ Sand white

DONNA 10

GENERAL INFORMATION

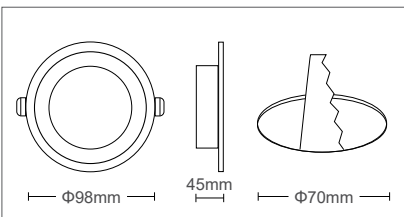
DONNA 11 is a single recessed ceiling spot lighting fixture operating with 1xLED bulb (not included), PAR16 type, GU10 socket.

Is intended for interior use.

GU10 lampholder included in the package.

Housing of die-cast aluminum, electrostatically painted with sandblasted finishing in 2 colors, sand white & sand black.

PC reflector with special UV anti-yellow coating to prevent change of the color.

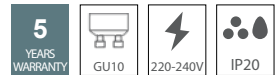


GU10 lampholder included in the package



2012770 - White body

2012780 - Black body



■ Sand black

□ Sand white

DONNA 11

CEILING RECESSED
SPOT FIXTURES

GENERAL INFORMATION

DONNA 01 is a single recessed ceiling spot lighting fixture operating with 1xLED bulb (not included), PAR16 type, GU10 socket.

Is intended for interior use.

GU10 lampholder included in the package.


Housing of die-cast aluminum, electrostatically painted with sandblasted finishing in 3 colors, sand white, sand black & silver mat.

PC reflector with special UV anti-yellow coating to prevent change of the color.



DONNA 01

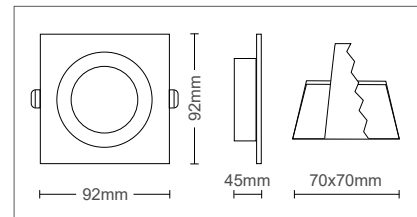
- Sand black
- Silver mat
- Sand white



2012790 - White body

2012810 - Silver body

2012800 - Black body



GENERAL INFORMATION

DONNA 01D is a double rectangle recessed ceiling spot lighting fixture operating with 1xLED bulbs (not included), PAR16 type, GU10 socket.

Is intended for interior use.

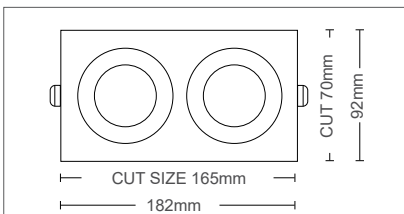
GU10 lampholder included in the package.

Housing of die-cast aluminum, electrostatically painted with sandblasted finishing in sand white.

PC reflector with special UV anti-yellow coating to prevent change of the color.



- Sand white



GU10 lampholder included in the package



2012820 - White body




DONNA 01D

GENERAL INFORMATION

PALACE is a single recessed ceiling spot lighting fixture family operating with, 1xLED bulb (not included), MR16 type, G5.3 socket. They are intended for interior use. MR16 lampholder included in the package. Housing of aluminum & painted glass. Available in 3 different colors, chrome, black & copper.

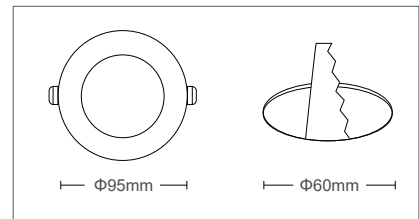


PALACE 01

-  Chrome
-  Black
-  Copper



- 2012100 - Chrome
- 2012110 - Black
- 2012120 - Copper




GENERAL INFORMATION

CRYSTAL is a single recessed ceiling spot lighting fixture family operating with 1xLED bulb (not included), MR16 type, G5.3 socket. They are intended for interior use. MR16 lampholder included in the package. Housing of aluminum & glass. Available in 3 different shapes, round, ellipse & square.



CRYSTAL R/E/S

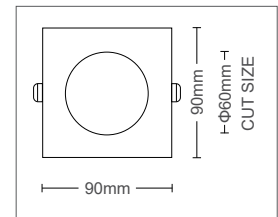
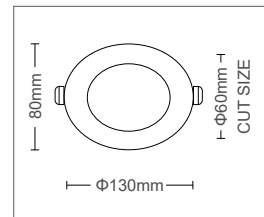
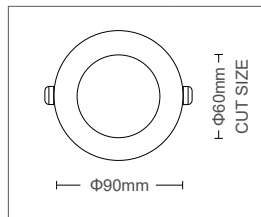


2012060 - Crystal R (Round)

2012080 - Crystal E (Ellipse)

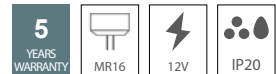
2012070 - Crystal S (Square)

MR16 lampholder included in the package



GENERAL INFORMATION

PALACE is a single recessed ceiling spot lighting fixture family operating with 1xLED bulb (not included), MR16 type, G5.3 socket. They are intended for interior use. MR16 lampholder included in the package. Housing of aluminum & embossed glass. Available in 2 different shapes, round & square.



PALACE 02/03

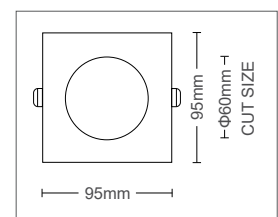
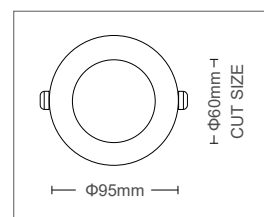
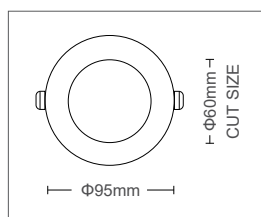


2012140 - Palace 02 (Round)

2012150 - Palace 03 (Ellipse)

2012130 - Palace 02 (Square)

MR16 lampholder included in the package



GENERAL INFORMATION

METALLICA R is a single round recessed ceiling spot lighting fixture family operating with, 1xLED bulb (not included), PAR16 type, GU10 socket.

They are intended for interior use.

GU10 lampholder included in the package.

Housing of die-cast aluminum, electrostatically painted with sandblasted finishing in, white mat, black mat, inox mat & chrome.



METALLICA R

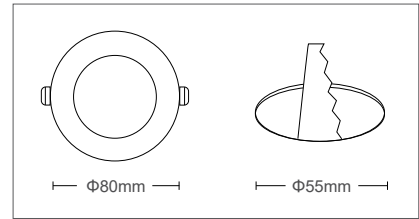


2012900 - White mat

2012910 - Black mat

2012920 - Nickel mat

2012930 - Chrome



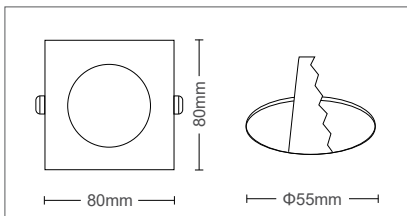
GENERAL INFORMATION

METALLICA S is a single square recessed ceiling spot lighting fixture family operating with, 1xLED bulb (not included), PAR16 type, GU10 socket.

Is intended for interior use.

GU10 lampholder included in the package.

Housing of die-cast aluminum, electrostatically painted with sandblasted finishing in, black mat & inox mat.



GU10 lampholder included in the package



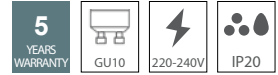
2012940 - Black mat

2012950 - Nickel mat

METALLICA S

GENERAL INFORMATION

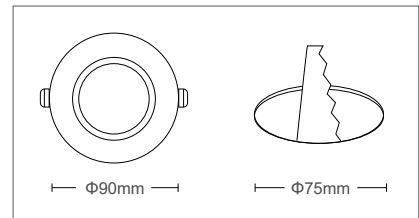
OLA D is a single recessed ceiling spot lighting fixture family operating with, 1xLED bulb (not included), PAR16 type, GU10 socket. They are intended for interior use. GU10 lampholder included in the package. Housing of die-cast aluminum, electrostatically painted with sandblasted finishing in, white mat with white and black reflectors, black mat with white and black reflectors, black mat with black and shiny gold reflectors.



OLA D



- 2012550 - White with white mat reflector
- 2012540 - White with black mat reflector
- 2012560 - Black with black mat reflector
- 2012570 - Black with shiny gold reflector



GENERAL INFORMATION

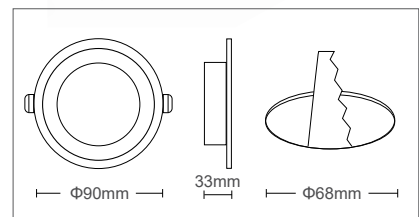
OLA E is a single recessed ceiling spot lighting fixture family operating with, 1xLED bulb (not included), PAR16 type, GU10 socket. Is intended for interior use. GU10 lampholder included in the package. Housing of die-cast aluminum, electrostatically painted with sandblasted finishing in, white mat with white reflector, black mat with black reflector and white mat with black mat reflector.



OLA E



- 2012590 - White body & white reflector
- 2012580 - Black body & black reflector
- 2012600 - White body & black reflector



CEILING RECESSED
SPOT FIXTURES

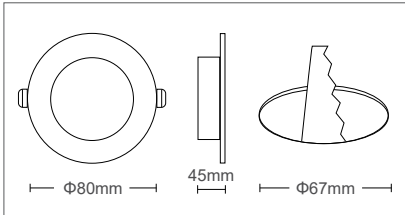
GENERAL INFORMATION

DONNA X1 is a single recessed ceiling spot lighting fixture operating with, 1xLED bulb (not included), PAR16 type, GU10 socket.

Is intended for interior use.

GU10 lampholder included in the package.

Housing of die-cast aluminum, electrostatically painted with sandblasted finishing in, sand white & sand black.



GU10 lampholder included in the package



2012730 - White body

2012720 - Black body



DONNA X1

GENERAL INFORMATION

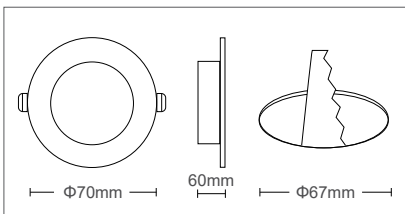
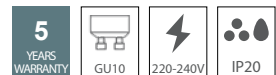
DONNA X2 is a single recessed ceiling spot lighting fixture operating with, 1xLED bulb (not included), PAR16 type, GU10 socket.

Is intended for interior use.

GU10 lampholder included in the package.

Housing of die-cast aluminum, electrostatically painted with sandblasted finishing in, sand white & sand black.

PC reflector with special UV anti-yellow coating to prevent change of the color.



GU10 lampholder included in the package



2012750 - White body

2012740 - Black body

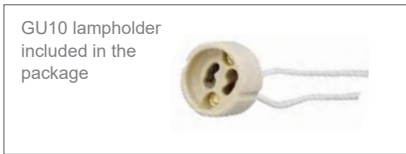
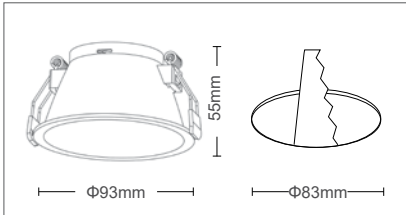


DONNA X2

CEILING RECESSED
SPOT FIXTURES

GENERAL INFORMATION

PLASY 1 is a single round recessed ceiling spot lighting fixture operating with, 1xLED bulb (not included), PAR16 type, GU10 socket. Is intended for interior use.
GU10 lampholder included in the package.
Housing of PC, painted in, sand white & sand black.
A special UV anti-yellow coating is applied to prevent change of the color.



- 2026970 - White body
- 2026980 - Black body


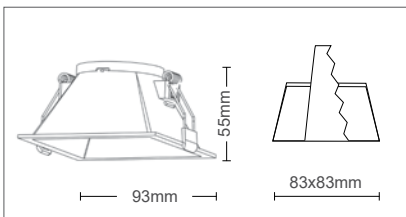


- Sand black
- Sand white

PLASY R

GENERAL INFORMATION

PLASY 2 is a single square recessed ceiling spot lighting fixture operating with, 1xLED bulb (not included), PAR16 type, GU10 socket. Is intended for interior use.
GU10 lampholder included in the package.
Housing of PC, painted in, sand white & sand black.
A special UV anti-yellow coating is applied to prevent change of the color.



- 2026990 - White body
- 2027000 - Black body



- Sand black
- Sand white

PLASY S

GENERAL INFORMATION

LUMO W is a single surface wall spot lighting fixture operating with, 1xLED bulb (not included), PAR16 type, GU10 socket.

They are intended for interior use.

Housing of die-cast aluminum, electrostatically painted with sandblasted finishing in, sand white & sand black.

360° horizontal adjustable beam lighting & 90° vertical.

Built in switch on/off.



LUMO W

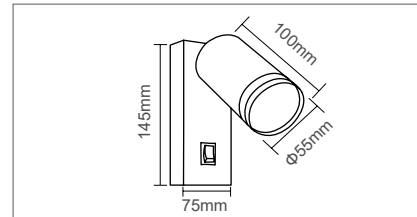
- Sand black
- Sand white



2101900 - White body

2101910 - Black body

2102250 - Black body with PVC ring



GENERAL INFORMATION

LUMO P is a single pendant ceiling spot lighting fixture operating with, 1xLED bulb (not included), PAR16 type, GU10 socket.

Is intended for interior use.


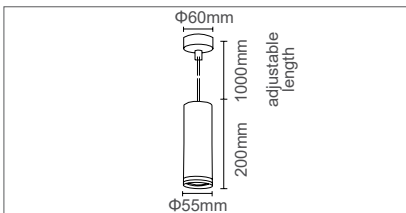
Base for ceiling mounting of aluminium.

Housing of aluminium, electrostatically painted with sandblasted finishing in sand black color.

Cable length of 1000mm which is adjustable .



- Sand black



2102300 - Black body with PVC ring

LUMO P

GENERAL INFORMATION

ESTELLE is a single ceiling pendant lighting fixture family operating with, 1xLED bulb (not included), E27 socket.

Base for ceiling mounting of aluminium with diameter of 75mm.

Housing of metal sheet, electrostatically painted with sandblasted finishing in various colors.

Fabric cable with length of 1000mm which is adjustable.



ESTELLE



ESTELLE C



ESTELLE A



ESTELLE D119G



ESTELLE B

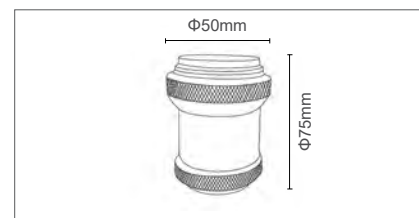


ESTELLE D124Z



ESTELLE D124C

7320170	ESTELLE C - Black body - Gold lampholder - Black fabric cable
7320150	ESTELLE A - Bronze body - Bronze lampholder - Brown fabric cable
7320220	ESTELLE D119G - Roze Gold body - Roze Gold lampholder - Black fabric cable
7320160	ESTELLE B - Copper Antique body - Copper Antique lampholder - Brown fabric cable
7320260	ESTELLE D124Z - Shiny Black body - Black lampholder - Black fabric cable
7320180	ESTELLE D124C - Chrome body - Chrome lampholder - Silver fabric cable



2024
lighting
electrical
catalog

6

BATHROOM & CABINET

SURFACE LED LIGHTING FIXTURES

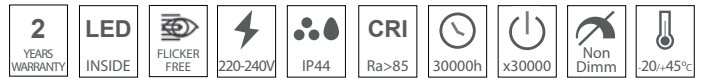
GENERAL INFORMATION

OVALINE is a waterproof bathroom lighting fixture, equipped with backlit technology of SANAN LED sources.

Housing of aluminum board & metal sheet electrostatically painted with sandblasted finishing in sand white.

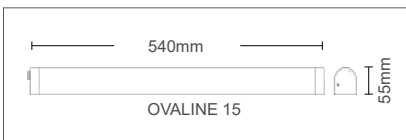
Difusser made by PC.

**BATHROOM
LED LIGHTS**



160°

Nickel mat

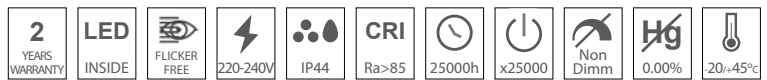


OVALINE

3310670 - Nickel mat	7W	665lm	4000K
3310680 - Nickel mat	14W	1400lm	4000K

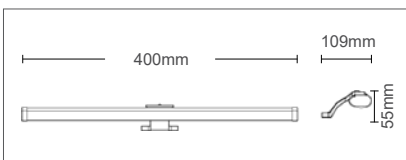
TECHNICAL SPECIFICATIONS

Power	
8W	
Luminous Flux	
800LM	
Color Temperature	
4000K	
CRI	85
Power Factor	>0.70
Voltage Range	220-240V
Beam Angle	120°
Protection Class	IP44
Working Temperature	-20°C/+45°C
Main Material	Aluminium & PC



120°

Chrome



ADELLA

ADELLA is a waterproof bathroom lighting fixture, equipped with backlit technology of SANAN LED sources.

Housing of aluminum board & metal sheet painted with sandblasted finishing in chrome. Difusser made by PC.

It is intended to be installed on the top of the furnitures and not on the mirror or the wall.

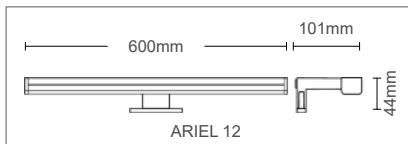
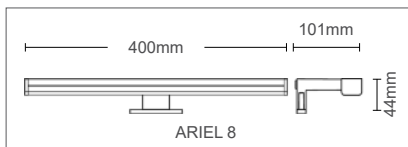
2110290 - Chrome

ARIEL is a waterproof bathroom lighting fixture, equipped with backlit technology of SANAN LED sources.

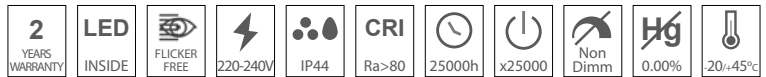
Housing of aluminum board & metal sheet electrostatically painted with sandblasted finishing in silver mat & sand black.

Difusser made by PC.

3 ways of installation: a) on the mirror, b) on the furniture, c) on the wall. For all three different ways of installation the necessary accessories are included in the package.



BATHROOM LED LIGHTS



120°

- Sand black
- Nickel mat



ARIEL

2110250 - Nickel mat	8W	680lm	4000K
2110260 - Black color	8W	680lm	4000K
2110270 - Nickel mat	12W	1080lm	4000K
2110280 - Black color	12W	1080lm	4000K

TECHNICAL SPECIFICATIONS

Power

7W

Luminous Flux

750LM

Color Temperature

4000K

CRI

85

Power Factor

>0.50

Voltage Range

220-240V

Beam Angle

140°

Protection Class

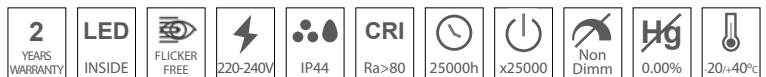
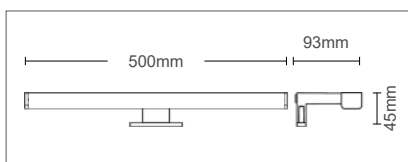
IP44

Working Temperature

-20°C/+45°C

Main Material

Aluminium & PC



140°

- Chrome



CALYPSO

CALYPSO is a waterproof bathroom lighting fixture, equipped with backlit technology of SANAN LED sources.

Housing of aluminum board electrostatically painted with sandblasted finishing in chrome. Difusser made by PC.

It is intended to be installed on the top of the furnitures and not on the mirror or the wall.

2110360 - Chrome

GENERAL INFORMATION

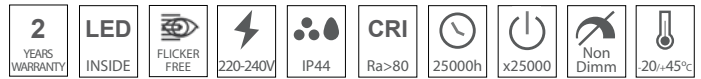
ARISTA is a waterproof bathroom lighting fixture, equipped with backlit technology of SANAN LED sources.

Housing of aluminum board & metal sheet electrostatically painted with sandblasted finishing in sand white.

Difusser made by PC.

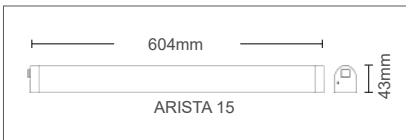
On the side of the fixture there is a switch ON/ OFF which gives the option to switch the light ON or OFF without the use of a central switch.

**BATHROOM
LED LIGHTS**



120°

Sand white



ARISTA

2110320 - White color	7W	700lm	4000K
2110330 - White color	15W	1500lm	4000K

GENERAL INFORMATION

LORELEI is a waterproof bathroom lighting fixture, equipped with backlit technology of SANAN LED sources.

Housing of aluminum board & metal sheet electrostatically painted with sandblasted finishing in sand white.

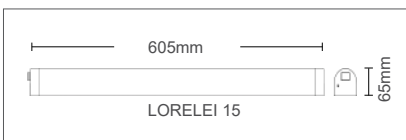
Difusser made by PC.

On the side of the fixture there is a switch ON/ OFF which gives the option to switch the light ON or OFF without the use of a central switch.



120°

Chrome

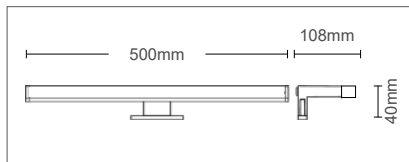


LORELEI

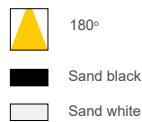
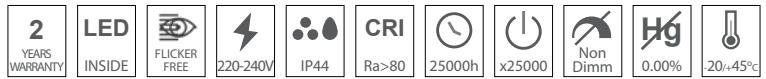
2110300 - Chrome	8W	800lm	4000K
2110310 - Chrome	15W	1500lm	4000K

TECHNICAL SPECIFICATIONS

Power	7W
Luminous Flux	630LM
Color Temperature	4000K
CRI	80
Power Factor	>0.50
Voltage Range	220-240V
Beam Angle	180°
Protection Class	IP44
Working Temperature	-20°C/+45°C
Main Material	Aluminium & PC



**BATHROOM
LED LIGHTS**



CORDELIA

CORDELIA is a waterproof bathroom lighting fixture, equipped with backlit technology of SANAN LED sources.

Housing of aluminum board electrostatically painted with sandblasted finishing in sand white & sand black.

Difusser made by PC.

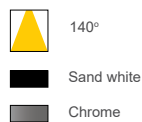
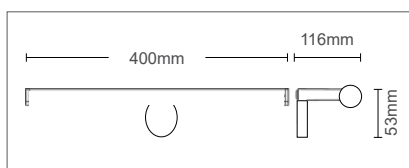
It is intended to be installed on the top of the furnitures and not on the mirror or the wall.

2110370 - White color

2110380 - Black color

TECHNICAL SPECIFICATIONS

Power	6W
Luminous Flux	600LM
Color Temperature	4000K
CRI	85
Power Factor	>0.50
Voltage Range	220-240V
Beam Angle	140°
Protection Class	IP44
Working Temperature	-20°C/+45°C
Main Material	Aluminium & PC



MENTA

MENTA is a waterproof bathroom lighting fixture, equipped with backlit technology of SANAN LED sources.

Housing of aluminum board & metal sheet electrostatically painted with sandblasted finishing in sand white & chrome.

Difusser made by PC.

3 ways of installation: a) on the mirror, b) on the furniture, c) on the wall. For all three different ways of installation the necessary accessories are included in the package.

2110350 - White color

2110340 - Chrome

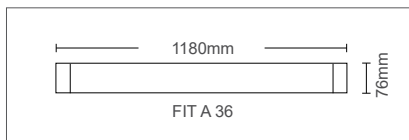
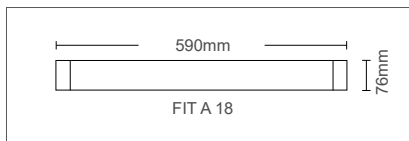
UNDER CABINET
LED LIGHTS

GENERAL INFORMATION

FIT A is a linear cabinet lighting fixture, equipped with backlit technology of SANAN LED sources.

Housing of aluminum board & metal sheet electrostatically painted with sandblasted finishing in white.

Difusser made by PC.



FIT A

2313370 - White color	18W	1800lm	4000K
2313380 - White color	18W	1836lm	6400K
2313350 - White color	36W	3600lm	4000K
2313360 - White color	36W	3672lm	6400K

GENERAL INFORMATION

LEDLINE P is a linear under cabinet lighting fixture, equipped with backlit technology of SANAN LED sources.

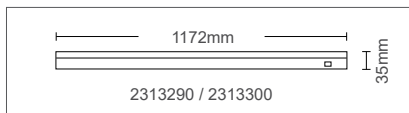
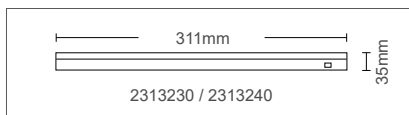
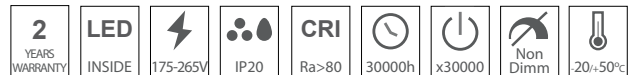
Housing of aluminum board painted white.

Difusser made by PC.

All models are equipped with ON/OFF switch.

A flexible 2pin connector and a plug with cable of 0.8m are included in the package.

Can be interconnected: 30cm & 60cm up to 10pcs with one power supply, 90cm & 120cm up to 6pcs with one power supply.



LEDLINE P

2313230 - White color	4W	408lm	4000K
2313240 - White color	4W	416lm	6000K
2313250 - White color	8W	816lm	4000K
2313260 - White color	8W	832lm	6000K
2313270 - White color	12W	1080lm	4000K
2313280 - White color	12W	1128lm	6000K
2313290 - White color	16W	1536lm	4000K
2313300 - White color	16W	1568lm	6000K

7

LED STRIPS

**LED STRIPS, TRANSFORMERS,
CONTROLLERS & PROFILES**

FLEXIBLE LED STRIPS

GENERAL INFORMATION

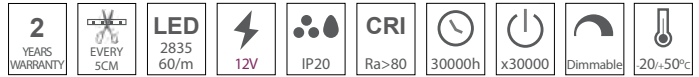
STRIPLED is a family of double PCB Flexible LED strips (SMD 2835, 60 LED/m), available with monochromatic color temperature, warm white, neutral white or cool white & colorful, red, green, blue, non waterproof (IP20).

Total length of the roll is 5m.

Power supply cable at each side,

For better results and avoid voltage reduction is recommended to connect both edges of the strip to electricity.

Sectionable every 50mm or multiple of this size.



5530130	3.6W/m	330lm/m	3000K
5530135	3.6W/m	330lm/m	4000K
5530140	3.6W/m	330lm/m	6000K

STRIPLED A 3.6W

GENERAL INFORMATION

STRIPLED PLUS is an advanced double PCB Flexible LED strips (SMD 2835, 120 LED/m), available with monochromatic color temperature, warm white, neutral white or cool white, non waterproof (IP20).


Total length of the roll is 5m.

Power supply cable at each side,

Voltage loss after 5m is no more than 5-8%.

3M adhesive tape is used for better bonding results with surfaces.

Sectionable every 50mm or multiple of this size.



5501191	9.6W/m	960lm/m	3000K
5501196	9.6W/m	960lm/m	4000K
5501201	9.6W/m	960lm/m	6000K

STRIPLED PLUS 9.6W

GENERAL INFORMATION

STRIPLED PLUS is an advanced double PCB Flexible LED strips (SMD 2835, 180 LED/m), available with monochromatic color temperature, warm white, neutral white or cool white, non waterproof (IP20).

Total length of the roll is 5m.

Power supply cable at each side,

Voltage loss after 5m is no more than 5-8%.

3M adhesive tape is used for better bonding results with surfaces.

Sectionable every 50mm or multiple of this size.



5540420	18W/m	1840lm/m	3000K
5540430	18W/m	1840lm/m	4000K
5540440	18W/m	1840lm/m	6000K

STRIPLED PLUS 18W

GENERAL INFORMATION

STRIPIED PLUS 7.2W is a double PCB Flexible LED strips (SMD 5050, 30 LED/m), available with multichromatic color temperature, RGB, non waterproof (IP20). Total length of the roll is 5m.

Power supply cable at each side, 3M adhesive tape is used for better bonding results with surfaces.

Sectionable every 50mm or multiple of this size.

5501510 7.2W/m 390lm/m RGB

FLEXIBLE LED STRIPS



STRIPIED PLUS RGB

GENERAL INFORMATION

STRIPIED PLUS 14.4W is an advanced double PCB Flexible LED strips (SMD 5050, 60 LED/m), available with multichromatic color temperature, RGB, non waterproof (IP20). Total length of the roll is 5m.

Power supply cable at each side, 3M adhesive tape is used for better bonding results with surfaces.

Sectionable every 50mm or multiple of this size.

5501670 14.4W/m 600lm/m RGB



STRIPIED PLUS RGB

GENERAL INFORMATION

STRIPIED PLUS 4 in 1 is an advanced double PCB Flexible LED strips (SMD 5050 4 in 1, 60 LED/m), available with monochromatic color temperature, neutral white (4000K) & multichromatic color temperature, RGB, non waterproof (IP20). Total length of the roll is 5m.

Power supply cable at each side, 3M adhesive tape is used for better bonding results with surfaces.

Sectionable every 50mm or multiple of this size.

5540450 14.4W/m 1470lm/m RGBNW



STRIPIED PLUS 4IN1 RGBNW

FLEXIBLE LED STRIPS

GENERAL INFORMATION

STRIPILED PLUS is an advanced double PCB Flexible LED strips (SMD 2835, 120 LED/m), available with monochromatic color temperature, warm white, neutral white or cool white, non waterproof (IP20).

Total length of the roll is 5m.

Power supply cable at each side,

Voltage loss after 5m is no more than 5-8%.

3M adhesive tape is used for better bonding results with surfaces .

Sectionable every 50mm or multiple of this size.

5540460	9.6W/m	960lm/m	3000K
5540470	9.6W/m	960lm/m	4000K
5540480	9.6W/m	960lm/m	6000K



STRIPILED PLUS 9.6W

GENERAL INFORMATION

STRIPILED PLUS is an advanced double PCB Flexible LED strips (SMD 2835, 180 LED/m), available with monochromatic color temperature, warm white, neutral white or cool white, non waterproof (IP20).

Total length of the roll is 5m.

Power supply cable at each side,

Voltage loss after 5m is no more than 5-8%.

3M adhesive tape is used for better bonding results with surfaces .

Sectionable every 50mm or multiple of this size.

5540620	18W/m	1840lm/m	3000K
5540630	18W/m	1840lm/m	4000K
5540640	18W/m	1840lm/m	6000K



STRIPILED PLUS 18W

GENERAL INFORMATION

STRIPILED PLUS 14.4W is an advanced double PCB Flexible LED strips (SMD 5050, 60 LED/m), available with multichromatic color temperature, RGB, non waterproof (IP20).

Total length of the roll is 5m.

Power supply cable at each side,

For better results and avoid voltage reduction 3M adhesive tape is used for better bonding results with surfaces.

Sectionable every 50mm or multiple of this size.

5540500	14.4W/m	600lm/m	RGB
---------	---------	---------	-----



STRIPILED PLUS RGB

FLEXIBLE LED STRIPS

GENERAL INFORMATION


STRIPIED PLUS 4 in 1 is an advanced double PCB Flexible LED strips (SMD 5050 4 in 1, 60 LED/m), available with monochromatic color temperature, neutral white (4000K) & multichromatic color temperature, RGB, non waterproof (IP20).

Total length of the roll is 5m.

Power supply cable at each side,

3M adhesive tape is used for better bonding results with surfaces.

Sectionable every 50mm or multiple of this size.



5540490 14.4W/m 1470lm/m RGBNW

STRIPIED PLUS 4IN1 RGBNW

GENERAL INFORMATION

STRIPIED PLUS COB is an advanced double PCB Flexible LED strips (SMD 2835, 320 LED/m), available with monochromatic color temperature, warm white, neutral white or cool white, non waterproof (IP20).


Total length of the roll is 5m.

Power supply cable at each side,

Voltage loss after 5m is no more than 5%.

3M adhesive tape is used for better bonding results with surfaces .

Sectionable every 50mm or multiple of this size.



5540560	12W/m	1200lm/m	3000K
5540570	12W/m	1200lm/m	4000K
5540580	12W/m	1200lm/m	6000K

STRIPIED PLUS COB 12W

GENERAL INFORMATION

STRIPIED PLUS COB is an advanced double PCB Flexible LED strips (SMD 2835, 320 LED/m), available with monochromatic color temperature, warm white, neutral white or cool white, non waterproof (IP20).

Total length of the roll is 5m.

Power supply cable at each side,

Voltage loss after 5m is no more than 5%.

3M adhesive tape is used for better bonding results with surfaces .

Sectionable every 50mm or multiple of this size.



5540590	12W/m	1320lm/m	3000K
5540600	12W/m	1320lm/m	4000K
5540610	12W/m	1320lm/m	6000K

STRIPIED PLUS COB 12W

FLEXIBLE WATERPROOF
LED STRIPS

GENERAL INFORMATION

STRIPILED PLUS is an advanced double PCB Flexible LED strips (SMD 2835, 120 LED/m), available with monochromatic color temperature, warm white, neutral white or cool white, waterproof (IP65) with silicone spray.

Total length of the roll is 5m.

Power supply cable at each side,

Voltage loss after 5m is no more than 5-8%.

3M adhesive tape is used for better bonding results with surfaces .

Sectionable every 50mm or multiple of this size.

5540650	9.6W/m	960lm/m	3000K
5540660	9.6W/m	960lm/m	4000K
5540670	9.6W/m	960lm/m	6000K



Silicone spray

STRIPILED PLUS 9.6W

GENERAL INFORMATION

STRIPILED PLUS is an advanced double PCB Flexible LED strips (SMD 2835, 180 LED/m), available with monochromatic color temperature, warm white, neutral white or cool white, waterproof (IP65) with silicone spray.

Total length of the roll is 5m.

Power supply cable at each side,

Voltage loss after 5m is no more than 5-8%.

3M adhesive tape is used for better bonding results with surfaces .

Sectionable every 50mm or multiple of this size.

5540700	18W/m	1840lm/m	3000K
5540710	18W/m	1840lm/m	4000K
5540720	18W/m	1840lm/m	6000K



Silicone spray

STRIPILED PLUS 18W

GENERAL INFORMATION

STRIPILED PLUS 7.2 & 14.4W is an advanced double PCB Flexible LED strips (SMD 5050, 30 & 60 LED/m), available with multichromatic color temperature, RGB, waterproof (IP65) with silicone spray.

Total length of the roll is 5m.

Power supply cable at each side,

3M adhesive tape is used for better bonding results with surfaces.

Sectionable every 50mm or multiple of this size.

5540680	7.2W/m	330lm/m	RGB
5540690	14.4W/m	600lm/m	RGB



Silicone spray

STRIPILED PLUS RGB

FLEXIBLE WATERPROOF
LED STRIPS

GENERAL INFORMATION

STRIPIED PLUS is an advanced double PCB Flexible LED strips (SMD 2835, 120 LED/m), available with monochromatic color temperature, warm white, neutral white or cool white, waterproof (IP65) **with silicone spray**.

Total length of the roll is 5m.

Power supply cable at each side,

Voltage loss after 5m is no more than 5-8%.

3M adhesive tape is used for better bonding results with surfaces .

Sectionable every 50mm or multiple of this size.



Silicone spray

5540760	9.6W/m	960lm/m	3000K
5540770	9.6W/m	960lm/m	4000K
5540780	9.6W/m	960lm/m	6000K

STRIPIED PLUS 9.6W

GENERAL INFORMATION

STRIPIED PLUS is an advanced double PCB Flexible LED strips (SMD 2835, 180 LED/m), available with monochromatic color temperature, warm white, neutral white or cool white, waterproof (IP65) **with silicone spray**.

Total length of the roll is 5m.

Power supply cable at each side,

Voltage loss after 5m is no more than 5-8%.

3M adhesive tape is used for better bonding results with surfaces .

Sectionable every 50mm or multiple of this size.



Silicone spray

5540730	18W/m	1840lm/m	3000K
5540740	18W/m	1840lm/m	4000K
5540750	18W/m	1840lm/m	6000K

STRIPIED PLUS 18W

GENERAL INFORMATION

STRIPIED PLUS 14.4W is an advanced double PCB Flexible LED strips (SMD 5050, 60 LED/m), available with multichromatic color temperature, RGB, waterproof (IP65) with silicone spray.

Total length of the roll is 5m.

Power supply cable at each side,

3M adhesive tape is used for better bonding results with surfaces.

Sectionable every 50mm or multiple of this size.



Silicone spray

5540790	14.4W/m	600lm/m	RGB
---------	---------	---------	-----

STRIPIED PLUS RGB

ZEUS & ODIN are series of 12V constant voltage fanless transformers, for indoor use (IP20). Galvanized steel sheet case, perforated, for cooling by free air convection. Short-circuit and over load protection, auto-recovery if the fault is removed. Screws terminal block, for 0,75 to 2,5 mm² diameter of wires, with protective retractable plasti cover.



ZEUS 25

6240400 25W 2A 12V 104x30x23mm



ZEUS 36

6240420 36W 3A 12V 120x40x30mm



ZEUS 60

6240410 60W 5A 12V 158x40x32mm



ZEUS 100

6240430 100W 8.25A 12V 186x46x35mm



ODIN 120

6240500 120W 10A 12V 225x53x22mm



ODIN 150

6240510 150W 12.5A 12V 225x53x22mm



ZEUS 200 / 250

6240460 200W 16.6A 12V 223x67x42mm
6240470 250W 21A 12V 223x67x42mm



ZEUS 360

6240480 360W 30A 12V 225x77x42mm

ZEUS is a series of 24V constant voltage fanless transformers, for indoor use (IP20). Galvanized steel sheet case, perforated, for cooling by free air convection. Short-circuit and over load protection, auto-recovery if the fault is removed. Screws terminal block, for 0,75 to 2,5 mm² diameter of wires, with protective retractable plasti cover.



ZEUS 36

6240610 36W 1.5A 24V 120x41x32mm



ZEUS 60

6240620 60W 2.5A 24V 158x40x32mm



ZEUS 100

6240630 100W 4.15A 24V 186x46x35mm



ZEUS 150

6240650 150W 6.25A 24V 200x59x45mm



ZEUS 200

6240640 200W 8.35A 24V 225x68x41mm



GENERAL INFORMATION

IZY is a series of 12V constant voltage fanless transformers, for indoor & outdoor use (IP44). Plastic housing. Short-circuit and over load protection, auto-recovery if the fault is removed.

GENERAL INFORMATION

IZY 2 is a series of 24V constant voltage fanless transformers, for indoor & outdoor use (IP44). Plastic housing. Short-circuit and over load protection, auto-recovery if the fault is removed.



IZY 24

6240700 24W 2A 12V 95x50x69mm



IZY 2 24

6240701 24W 1A 24V 95x50x69mm



IZY 36

6240710 36W 3A 12V 126x56x33mm



IZY 2 36

6240711 36W 1.5A 24V 126x56x33mm



IZY 60

6240720 60W 5A 12V 126x56x33mm



IZY 2 60

6240721 60W 2.5A 24V 126x56x33mm



GENERAL INFORMATION

POSEIDON is a series of 12V constant voltage fanless transformers, for outdoor use against dust and water (IP67). Metallic housing. Short-circuit and over load protection, auto-recovery if the fault is removed.



POSEIDON 36

6240580 36W 3A 12V 28x38x247mm



GENERAL INFORMATION

POSEIDON 2 is a series of 24V constant voltage fanless transformers, for outdoor use against dust and water (IP67). Metallic housing. Short-circuit and over load protection, auto-recovery if the fault is removed.



POSEIDON 2 36

6240800 36W 1.5A 24V 28x38x247mm



POSEIDON 60

6240560 60W 5A 12V 30x50x123mm



POSEIDON 2 60

6240810 60W 2.5A 24V 30x50x123mm



POSEIDON 100

6240570 100W 8.1A 12V 37x50x200mm



POSEIDON 2 100

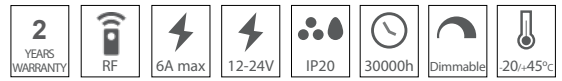
6240820 100W 4.1A 24V 37x50x200mm



CONTROLLERS FOR LED STRIPS

GENERAL INFORMATION

MAESTRO is a family of led strip controllers. MAESTRO 4 is a 3 channel touch controller with RF communication with the remote control. The remote control operates with high precision. Maximum distance 20m in open spaces. Is used it to control RGB LED strips by adjusting its brightness and color. The maximum load is 6A, 72W on 12V & 144W on 24V. Operating with batteries (are not including).

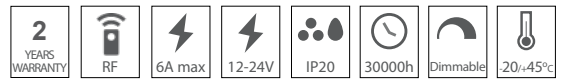


6210130 6A MAX 12-24V RF

MAESTRO 4 RGB

GENERAL INFORMATION

MAESTRO is a family of led strip controllers. MAESTRO 3 is a 3 channel controller with 20 preset keys & RF communication with the remote control. The remote control operates with high precision. Maximum distance 20m in open spaces. Is used it to control RGB LED strips by adjusting its brightness and color. The maximum load is 6A, 72W on 12V & 144W on 24V. Operating with batteries (are not including).

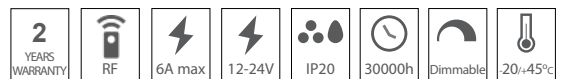


6210120 6A MAX 12-24V RF

MAESTRO 3 RGB

GENERAL INFORMATION

MAESTRO is a family of led strip controllers. MAESTRO 2 is a 4 channel controller with 40 preset keys & RF communication with the remote control. The remote control operates with high precision. Maximum distance 20m in open spaces. Is used it to control RGBW LED strips by adjusting its brightness and color. The maximum load is 6A, 72W on 12V & 144W on 24V. Operating with batteries (are not including).

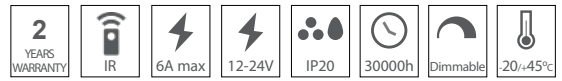


6210110 6A MAX 12-24V RF

MAESTRO 2 RGBW

GENERAL INFORMATION

MAESTRO is a family of led strip controllers. MAESTRO 1 is a 3 channel controller with 24 preset keys & IR communication with the remote control. The remote control operates with high precision. Maximum distance 5m in open spaces. Is used it to control RGB LED strips by adjusting its brightness and color. The maximum load is 6A, 72W on 12V & 144W on 24V. Operating with batteries (are not including).



6210100 6A MAX 12-24V IR

MAESTRO 1 RGB

GENERAL INFORMATION

AMPLI RGB is an amplifier for led strips. Used for DC12V 4 pin 5050 RGB LED strips & DC24V 4 pin 5050 RGB LED strips . The amplifier is common anode . This is normally used for RGB LED lights, but also you can use it for monochromatic/simple color LED (connecting each color on inch channel). Multiple Amplifiers can be used in a daisy chain. The maximum load is 12A, 144W on 12V & 288W on 24V.

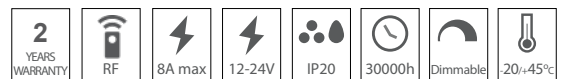


6210080 12A MAX 12-24V

AMPLI RGB

GENERAL INFORMATION

DIMMONO is a 1 channel controller with IR communication with the remote control. Mainly used to adjust the brightness of single color LED Strips or MR16 led spots. Compatible with DC 12-24V Single Color LED light Strip (RGB led strips not available). The maximum load is 8A, 96W on 12V & 192W on 24V. Operating with batteries (including).

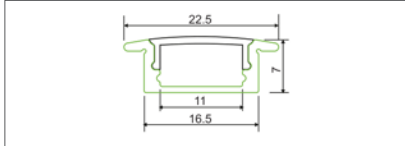


6210070 8A MAX 12-24V RF

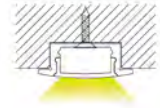

DIMMONO

GENERAL INFORMATION

PROFLEX is a family of aluminium profiles used for led strips. Made of anodized aluminium with polycarbonate opal difusser with high permeability. Including 2 end caps.



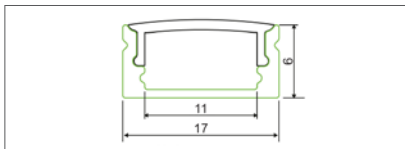
9930030 22.5x16.5x7x2000mm




PROFLEX R F02

GENERAL INFORMATION

PROFLEX is a family of aluminium profiles used for led strips. Made of anodized aluminium with polycarbonate opal difusser with high permeability. Including 2 end caps and 4 clips.



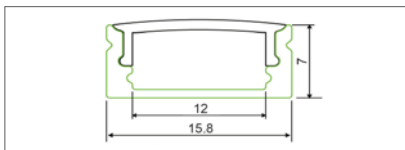
9930010 17x6x2000mm





PROFLEX S F01

GENERAL INFORMATION

PROFLEX is a family of aluminium profiles used for led strips. Made of anodized aluminium with polycarbonate opal difusser with high permeability. Including 2 end caps and 4 clips.



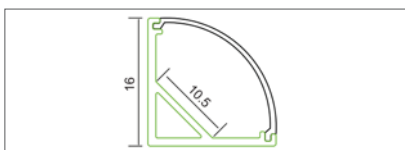
9930020 15.8x7x2000mm



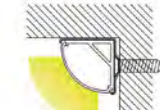

PROFLEX X F02

GENERAL INFORMATION

PROFLEX is a family of aluminium profiles used for led strips. Made of anodized aluminium with polycarbonate opal difusser with high permeability. Including 2 end caps and 4 clips.



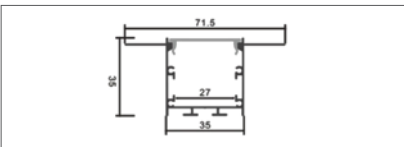
9930040 16x16x2000mm




PROFLEX XS F41

GENERAL INFORMATION

PROFLEX TRS is a family of trimless aluminium profiles used for led strips. Made of anodized aluminium with polycarbonate opal difusser with high permeability.



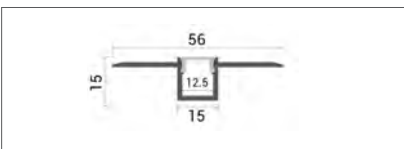
9930031 71.5x35x27x2000mm




PROFLEX TRS 01

GENERAL INFORMATION

PROFLEX TRS is a family of trimless aluminium profiles used for led strips. Made of anodized aluminium with polycarbonate opal difusser with high permeability. Including 2 end caps.



9930032 56x15x12,5x2000mm



PROFLEX TRS 02

GENERAL INFORMATION

CONNELES are straight connectors for the most common led strips in the market. Available for Monochrome 2835, 5050 with pins inside and for RGB with 4 pins inside.



5520160



5520170



5520180

5520160	2835	MONOCHROME	10PCS
5520170	5050	MONOCHROME	10PCS
5520180	5050	RGB	10PCS

CONNELES

2024

**lighting
electrical
catalog**

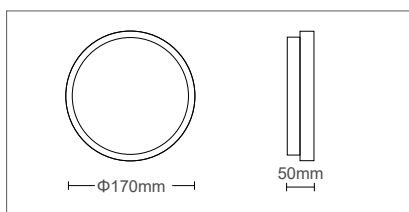
8

**CEILING &
WALL LIGHTS**

**SURFACE LED & NON LED
LIGHT FIXTURES**

TECHNICAL SPECIFICATIONS

Power	12W
Luminous Flux	840LM
Color Temperature	4000K
CRI	80
Power Factor	>0.50
Voltage Range	220-240V
Beam Angle	120°
Protection Class	IP65
Working Temperature	-20°C/+50°C
Main Material	Polycarbonate



OUTDOOR LED
CEILING LIGHTS



LUZ BR 12

LUZ BR is a family of waterproof (IP65) ceiling surface led light fittings equipped with SANAN LED sources.

The solutions subject of proposal vary in terms of form and type of installation, with one common denominator: the quality of our products.

Housing of polycarbonate painted in sand white.

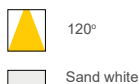
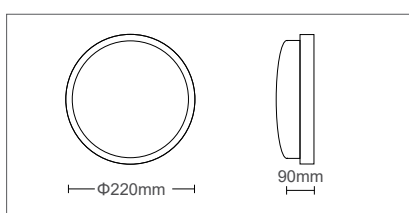
Polycarbonate diffuser.

Driver included on the fixture.

3401000 - White color

TECHNICAL SPECIFICATIONS

Power	18W
Luminous Flux	1224LM
Color Temperature	4000K
CRI	80
Power Factor	>0.50
Voltage Range	220-240V
Beam Angle	120°
Protection Class	IP65
Working Temperature	-20°C/+50°C
Main Material	Polycarbonate



LUZ BR 18

LUZ BR is a family of waterproof (IP65) ceiling surface led light fittings equipped with SANAN LED sources.

The solutions subject of proposal vary in terms of form and type of installation, with one common denominator: the quality of our products.

Housing of polycarbonate painted in sand white.

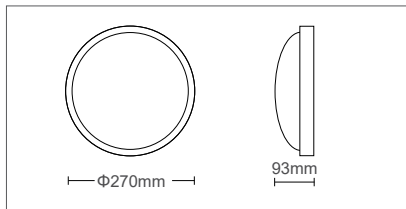
Polycarbonate diffuser.

Driver included on the fixture.

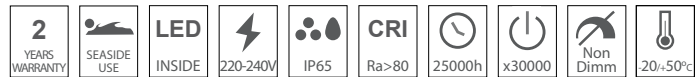
3400700 - White color

TECHNICAL SPECIFICATIONS

Power	25W
Luminous Flux	1700LM
Color Temperature	4000K
CRI	80
Power Factor	>0.50
Voltage Range	220-240V
Beam Angle	120°
Protection Class	IP65
Working Temperature	-20°C/+50°C
Main Material	Polycarbonate



OUTDOOR LED
CEILING LIGHTS



LUZ BRN 25

LUZ BRN is a waterproof (IP65) ceiling surface led light fitting equipped with SANAN LED sources.

The solutions subject of proposal vary in terms of form and type of installation, with one common denominator: the quality of our products.

Housing of polycarbonate painted in sand white & sand black.

Polycarbonate diffuser.

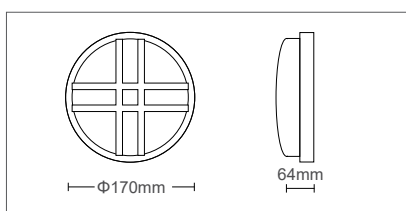
Driver included on the fixture.

3400920 - White color

3400910 - Black color

TECHNICAL SPECIFICATIONS

Power	12W
Luminous Flux	816LM
Color Temperature	4000K
CRI	80
Power Factor	>0.50
Voltage Range	220-240V
Beam Angle	120°
Protection Class	IP65
Working Temperature	-20°C/+50°C
Main Material	Polycarbonate



LUZ BRG 12

LUZ BRG is a waterproof (IP65) ceiling surface led light fitting equipped with SANAN LED sources.

The solutions subject of proposal vary in terms of form and type of installation, with one common denominator: the quality of our products.

Housing of polycarbonate painted in sand black.

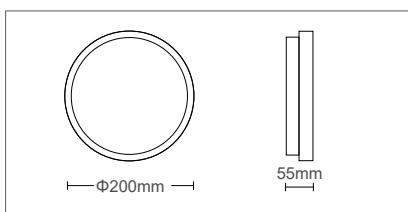
Polycarbonate diffuser.

Driver included on the fixture.

3400870 - Black color

TECHNICAL SPECIFICATIONS

Power	18W
Luminous Flux	1224LM
Color Temperature	4000K
CRI	80
Power Factor	>0.50
Voltage Range	220-240V
Beam Angle	120°
Protection Class	IP65
Working Temperature	-20°C/+50°C
Main Material	Polycarbonate



**OUTDOOR LED
CEILING LIGHTS**



LUZ BRP 18

LUZ BRP is a waterproof (IP65) ceiling surface led light fitting with PIR sensor equipped with SANAN LED sources.

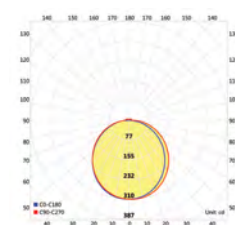
Housing of polycarbonate painted in sand white. Polycarbonate diffuser.

PIR sensor features:

- Detection range: 5-8m in length and 2.5-3.5m in height.
- Time delay: 75sec.
- Sensitivity: <25 lux.


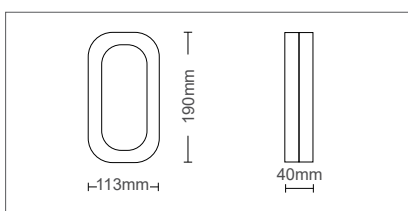
3400880 - White color

PHOTOMETRIC DIAGRAM



TECHNICAL SPECIFICATIONS

Power	12W
Luminous Flux	840LM
Color Temperature	4000K
CRI	80
Power Factor	>0.50
Voltage Range	220-240V
Beam Angle	120°
Protection Class	IP65
Working Temperature	-20°C/+50°C
Main Material	Polycarbonate



LUZ BCO 12

LUZ BCO is a waterproof (IP65) ceiling surface led light fitting equipped with SANAN LED sources.

The solutions subject of proposal vary in terms of form and type of installation, with one common denominator: the quality of our products.


Housing of polycarbonate painted in sand white & sand black. Polycarbonate diffuser.

Driver included on the fixture.

3401030 - White color

3401060 - Black color

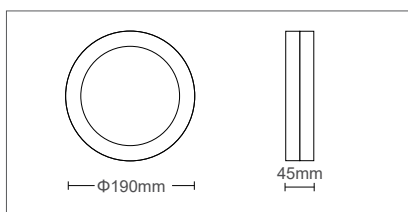
PHOTOMETRIC DIAGRAM



OUTDOOR LED
CEILING LIGHTS

TECHNICAL SPECIFICATIONS

Power	
15W	
Luminous Flux	
1020LM	
Color Temperature	
4000K	
CRI	80
Power Factor	>0.50
Voltage Range	220-240V
Beam Angle	120°
Protection Class	IP65
Working Temperature	-20°C/+50°C
Main Material	Polycarbonate



LUZ BC 15

LUZ BC is a waterproof (IP65) ceiling surface led light fitting equipped with SANAN LED sources.

The solutions subject of proposal vary in terms of form and type of installation, with one common denominator: the quality of our products.

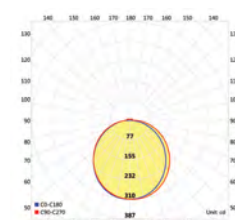
Housing of polycarbonate painted in sand white & sand black. Polycarbonate diffuser.

Driver included on the fixture.

3400890 - White color

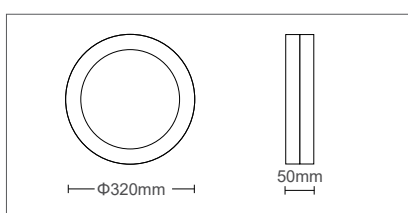
3401070 - Black color

PHOTOMETRIC DIAGRAM



TECHNICAL SPECIFICATIONS

Power	
30W	
Luminous Flux	
2040LM	
Color Temperature	
4000K	
CRI	80
Power Factor	>0.50
Voltage Range	220-240V
Beam Angle	120°
Protection Class	IP65
Working Temperature	-20°C/+50°C
Main Material	Polycarbonate



LUZ BC 30

LUZ BC is a waterproof (IP65) ceiling surface led light fitting equipped with SANAN LED sources.

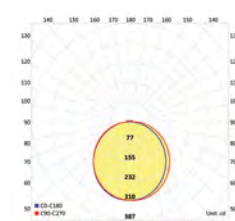
The solutions subject of proposal vary in terms of form and type of installation, with one common denominator: the quality of our products. Housing of polycarbonate painted in sand white.

Polycarbonate diffuser.

Driver included on the fixture.

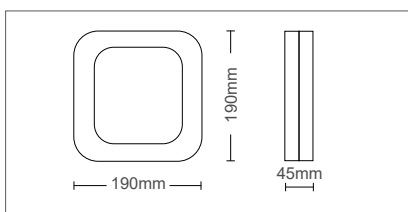
3401040 - White color

PHOTOMETRIC DIAGRAM



TECHNICAL SPECIFICATIONS

Power	
15W	
Luminous Flux	
1020LM	
Color Temperature	
4000K	
CRI	80
Power Factor	>0.50
Voltage Range	220-240V
Beam Angle	120°
Protection Class	IP65
Working Temperature	-20°C/+50°C
Main Material	Polycarbonate



**OUTDOOR LED
 CEILING LIGHTS**



LUZ BS 15

LUZ BS is a waterproof (IP65) ceiling surface led light fitting equipped with SANAN LED sources.

The solutions subject of proposal vary in terms of form and type of installation, with one common denominator: the quality of our products.

Housing of polycarbonate painted in sand white & sand black.

Polycarbonate diffuser.

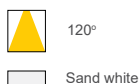

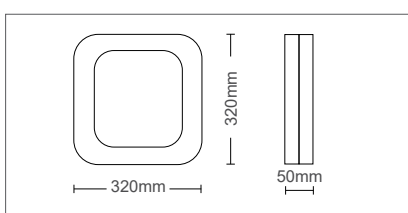
Driver included on the fixture.

3400860 - White color

3401020 - Black color

TECHNICAL SPECIFICATIONS

Power	
30W	
Luminous Flux	
2040LM	
Color Temperature	
4000K	
CRI	80
Power Factor	>0.50
Voltage Range	220-240V
Beam Angle	120°
Protection Class	IP65
Working Temperature	-20°C/+50°C
Main Material	Polycarbonate



LUZ BS 30

LUZ BS is a waterproof (IP65) ceiling surface led light fitting equipped with SANAN LED sources.

The solutions subject of proposal vary in terms of form and type of installation, with one common denominator: the quality of our products.

Housing of polycarbonate painted in sand white & sand black.

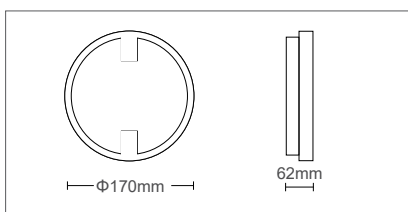
Polycarbonate diffuser.

Driver included on the fixture.

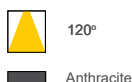
3401050 - White color

TECHNICAL SPECIFICATIONS

Power	
12W	
Luminous Flux	
936LM	
Color Temperature	
4000K	
CRI	80
Power Factor	>0.50
Voltage Range	220-240V
Beam Angle	120°
Protection Class	IP65
Working Temperature	-20°C/+50°C
Main Material	Polycarbonate



**OUTDOOR LED
CEILING LIGHTS**



ORI C5 12

ORI C5 is a waterproof (IP65) ceiling surface led light fitting with MICROWAVE sensor equipped with SANAN LED sources.

Housing of polycarbonate painted in anthracite. Polycarbonate diffuser.

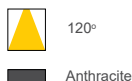
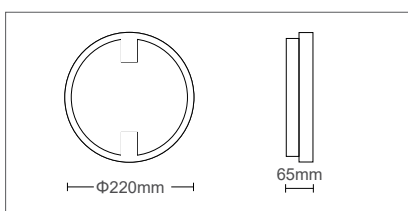
MICROWAVE sensor features:

- Detection angle: 150°.
- Detection range: 4-8m in length and 2.5-3.5m in height.
- Ambient light of sensor: 5-2000lx.
- Time delay: 60-75sec.

2025630 - Anthracite

TECHNICAL SPECIFICATIONS

Power	
18W	
Luminous Flux	
1314LM	
Color Temperature	
4000K	
CRI	80
Power Factor	>0.50
Voltage Range	220-240V
Beam Angle	120°
Protection Class	IP65
Working Temperature	-20°C/+50°C
Main Material	Polycarbonate



ORI C6 18

ORI C6 is a waterproof (IP65) ceiling surface led light fitting equipped with SANAN LED sources.

The solutions subject of proposal vary in terms of form and type of installation, with one common denominator: the quality of our products.

Housing of polycarbonate painted in anthracite.

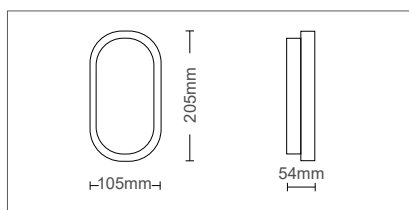
Polycarbonate diffuser.

Driver included on the fixture.

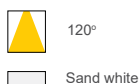
2025640 - Anthracite

TECHNICAL SPECIFICATIONS

Power	12W
Luminous Flux	816LM
Color Temperature	4000K
CRI	80
Power Factor	>0.50
Voltage Range	220-240V
Beam Angle	120°
Protection Class	IP65
Working Temperature	-20°C/+50°C
Main Material	Polycarbonate



OUTDOOR LED CEILING LIGHTS



LUZ BO 12

LUZ BO is a waterproof (IP65) ceiling surface led light fitting equipped with SANAN LED sources.

The solutions subject of proposal vary in terms of form and type of installation, with one common denominator: the quality of our products.

Housing of polycarbonate painted in sand white.

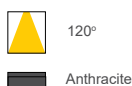
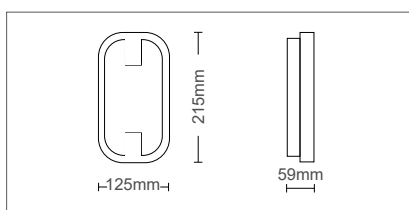
Polycarbonate diffuser.

Driver included on the fixture.

3400850 - White color

TECHNICAL SPECIFICATIONS

Power	15W
Luminous Flux	1260LM
Color Temperature	4000K
CRI	80
Power Factor	>0.50
Voltage Range	220-240V
Beam Angle	120°
Protection Class	IP65
Working Temperature	-20°C/+50°C
Main Material	Polycarbonate



ORI BB 15

ORI BB is a waterproof (IP65) ceiling surface led light fitting equipped with SANAN LED sources.

The solutions subject of proposal vary in terms of form and type of installation, with one common denominator: the quality of our products.

Housing of polycarbonate painted in anthracite.

Polycarbonate diffuser.

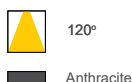

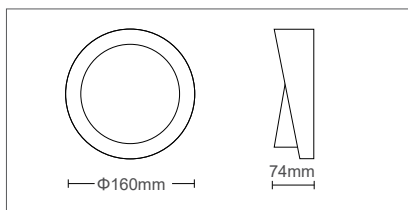
Driver included on the fixture.

2025650 - Anthracite

OUTDOOR LED
WALL LIGHTS

TECHNICAL SPECIFICATIONS

Power	12W
Luminous Flux	840LM
Color Temperature	4000K
CRI	80
Power Factor	>0.50
Voltage Range	220-240V
Beam Angle	120°
Protection Class	IP65
Working Temperature	-20°C/+50°C
Main Material	Polycarbonate



ORI CH 12

ORI CH is a waterproof (IP65) ceiling surface led light fitting equipped with SANAN LED sources.

The solutions subject of proposal vary in terms of form and type of installation, with one common denominator: the quality of our products.

Housing of polycarbonate painted in anthracite.

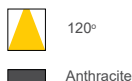

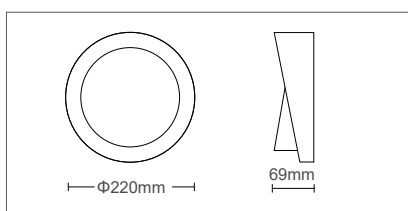
Polycarbonate diffuser.

Driver included on the fixture.

2025970 - Anthracite

TECHNICAL SPECIFICATIONS

Power	18W
Luminous Flux	1260LM
Color Temperature	4000K
CRI	80
Power Factor	>0.50
Voltage Range	220-240V
Beam Angle	120°
Protection Class	IP65
Working Temperature	-20°C/+50°C
Main Material	Polycarbonate



ORI CH 18

ORI CH is a waterproof (IP65) ceiling surface led light fitting equipped with SANAN LED sources.

The solutions subject of proposal vary in terms of form and type of installation, with one common denominator: the quality of our products.

Housing of polycarbonate painted in anthracite.

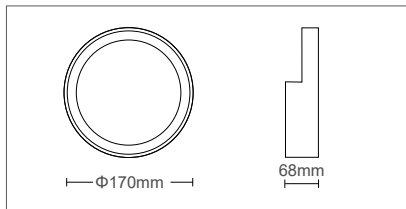
Polycarbonate diffuser.

Driver included on the fixture.

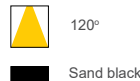
2025980 - Anthracite

TECHNICAL SPECIFICATIONS

Power	12W
Luminous Flux	1020LM
Color Temperature	4000K
CRI	80
Power Factor	>0.50
Voltage Range	220-240V
Beam Angle	120°
Protection Class	IP65
Working Temperature	-20°C/+50°C
Main Material	Polycarbonate



OUTDOOR LED
WALL LIGHTS



ORI W1 12

ORI W1 is a waterproof (IP65) surface led light fitting equipped with SANAN LED sources.

The solutions subject of proposal vary in terms of form and type of installation, with one common denominator: the quality of our products.

Housing of polycarbonate painted in black.

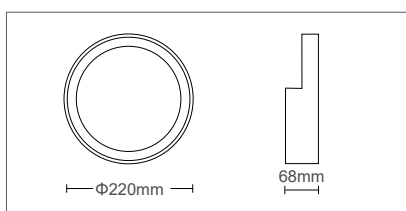
Polycarbonate diffuser.

Driver included on the fixture.

2025600 - Black color

TECHNICAL SPECIFICATIONS

Power	18W
Luminous Flux	1314LM
Color Temperature	4000K
CRI	80
Power Factor	>0.50
Voltage Range	220-240V
Beam Angle	120°
Protection Class	IP65
Working Temperature	-20°C/+50°C
Main Material	Polycarbonate



ORI W1 18

ORI W1 is a waterproof (IP65) surface led light fitting equipped with SANAN LED sources.

The solutions subject of proposal vary in terms of form and type of installation, with one common denominator: the quality of our products.

Housing of polycarbonate painted in black.

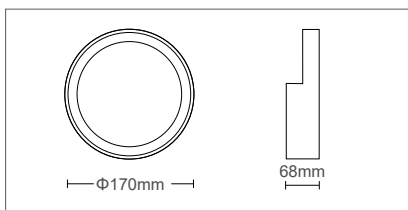
Polycarbonate diffuser.

Driver included on the fixture.

2025620 - Black color

TECHNICAL SPECIFICATIONS

Power	
12W	
Luminous Flux	
1056LM	
Color Temperature	
4000K	
CRI	80
Power Factor	>0.50
Voltage Range	220-240V
Beam Angle	120°
Protection Class	IP65
Working Temperature	-20°C/+50°C
Main Material	Polycarbonate



OUTDOOR LED WALL LIGHTS



ORI W1M 12

ORI W1M is a waterproof (IP65) surface led light fitting with MICROWAVE sensor equipped with SANAN LED sources.

Housing of polycarbonate painted in sand black. Polycarbonate diffuser.

MICROWAVE sensor features:

- Detection angle: 150°.
- Detection range: 4-8m in length and 2.5-3.5m in height.
- Ambient light of sensor: 5-2000lx.
- Time delay: 60-75sec.

2025610 - Black color

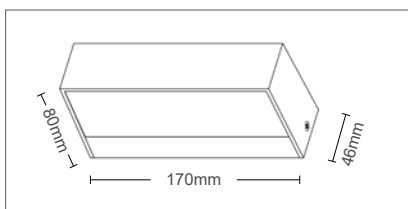
GENERAL INFORMATION

ADRIA WL2 is an up & down waterproof (IP65) wall surface led light fitting equipped with SANAN LED sources.

The solutions subject of proposal vary in terms of form and type of installation, with one common denominator: the quality of our products. Housing of ABS & polycarbonate painted with sandblasted finishing in anthracite mat color.

Opal diffuser.

Driver included in the package.



ADRIA WL2

3230471 - Anthracite	10W	650lm	3000K
3230470 - Anthracite	10W	650lm	4000K

OUTDOOR LED
 WALL LIGHTS


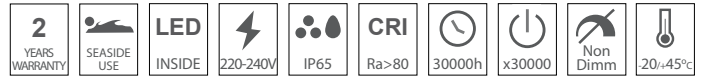

GENERAL INFORMATION

ADRIA UD2 is an up & down waterproof (IP65) wall surface led light fitting equipped with SANAN LED sources.

The solutions subject of proposal vary in terms of form and type of installation, with one common denominator: the quality of our products. Housing of ABS & polycarbonate painted in anthracite mat color.

Opal diffuser.

Driver included in the package.



ADRIA UD2

3230561 - Anthracite	8W	360lm	3000K
3230560 - Anthracite	8W	360lm	4000K

GENERAL INFORMATION

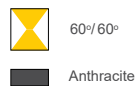
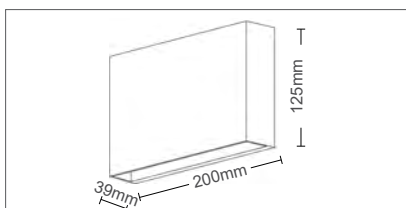
ADRIA UD1 is an up & down waterproof (IP65) wall surface led light fitting equipped with SANAN LED sources.

The solutions subject of proposal vary in terms of form and type of installation, with one common denominator: the quality of our products.

Housing of ABS & polycarbonate painted with sandblasted finishing in anthracite mat color.

Opal diffuser.

Driver included in the package.



ADRIA UD1

3230501 - Anthracite	12W	780lm	3000K
3230500 - Anthracite	12W	780lm	4000K

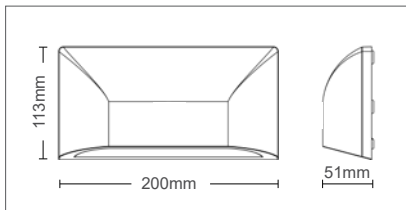
GENERAL INFORMATION

ADRIA W1 is a waterproof (IP65) wall surface led light fitting equipped with SANAN LED sources.

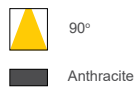

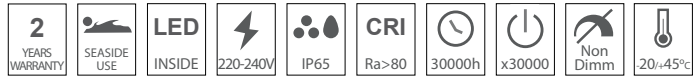
The solutions subject of proposal vary in terms of form and type of installation, with one common denominator: the quality of our products. Housing of ABS & polycarbonate painted in anthracite mat color.

Opal diffuser.

Driver included in the package.



OUTDOOR LED WALL LIGHTS



ADRIA W1

3230481 - Black color	6W	360lm	3000K
3230480 - Black color	6W	360lm	4000K

GENERAL INFORMATION

ADRIA W1S is a waterproof (IP65) wall surface led light fittings equipped with SANAN LED sources & a PIR sensor.

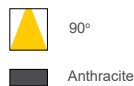
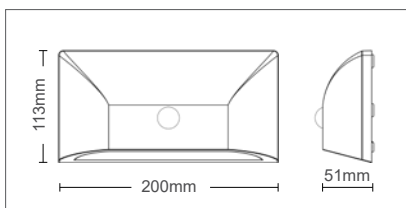
The solutions subject of proposal vary in terms of form and type of installation, with one common denominator: the quality of our products. Housing of ABS & polycarbonate painted with sandblasted finishing in anthracite mat color.

Opal diffuser.

Driver included in the package.

PIR sensor functions:

- Detection angle: 160°
- Detection range: 8m in length and 1.5-2.5m in height.
- Time delay: 7-480sec.
- Sensitivity: 0-2000 lux.



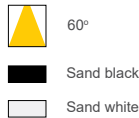

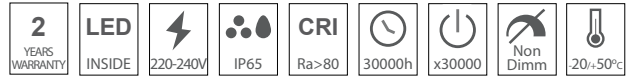
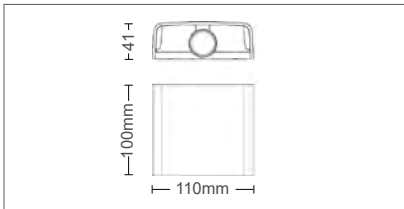
ADRIA W1S

3230491 - Anthracite	6W	360lm	3000K
3230490 - Anthracite	6W	360lm	4000K

OUTDOOR LED
WALL LIGHTS

TECHNICAL SPECIFICATIONS

Power	
2W	
Luminous Flux	
180LM	
Color Temperature	
3000K / 4000K / 6000K - 3CCT+DIP SWITCH	
CRI	80
Power Factor	>0.50
Voltage Range	200-240V
Beam Angle	60°
Protection Class	IP65
Working Temperature	-20°C/+50°C
Main Material	Polycarbonate



BINO 1

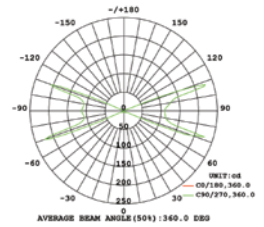
BINO 1 is a wall mounting lighting fixture, equipped with technology of SANAN LED sources. arrangement with 3 position switch for ranging the color temperature between 3000K, 4000K or 6000K.

Intended for surface installation.
Housing of polycarbonate painted in sand white & black.
Difusser made by polycarbonate.

3231070 - Black color

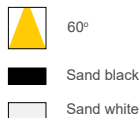

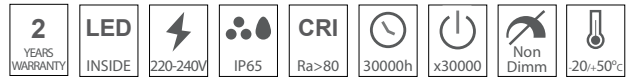
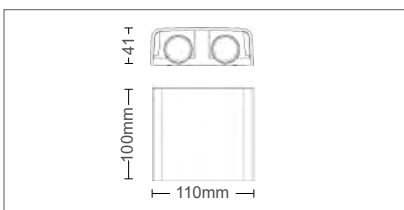
3231080 - White color

PHOTOMETRIC DIAGRAM



TECHNICAL SPECIFICATIONS

Power	
4W (2x2W)	
Luminous Flux	
360LM	
Color Temperature	
3000K / 4000K / 6000K - 3CCT+DIP SWITCH	
CRI	80
Power Factor	>0.50
Voltage Range	200-240V
Beam Angle	60°
Protection Class	IP65
Working Temperature	-20°C/+50°C
Main Material	Polycarbonate



BINO 2

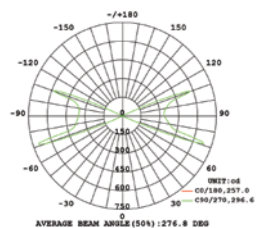
BINO 2 is a wall mounting lighting fixture, equipped with technology of SANAN LED sources. arrangement with 3 position switch for ranging the color temperature between 3000K, 4000K or 6000K.

Intended for surface installation.
Housing of polycarbonate painted in sand white & black.
Difusser made by polycarbonate.

3231090 - Black color

3231100 - White color


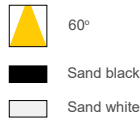
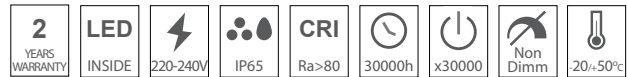
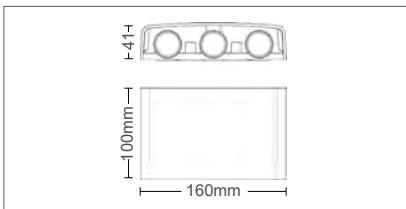
PHOTOMETRIC DIAGRAM



OUTDOOR LED
WALL LIGHTS

TECHNICAL SPECIFICATIONS

Power	
6W (3x2W)	
Luminous Flux	
540LM	
Color Temperature	
3000K / 4000K / 6000K - 3CCT+DIP SWITCH	
CRI	80
Power Factor	>0.50
Voltage Range	200-240V
Beam Angle	60°
Protection Class	IP65
Working Temperature	-20°C/+50°C
Main Material	Polycarbonate



BINO 3

BINO 3 is a wall mounting lighting fixture, equipped with technology of SANAN LED sources, arrangement with 3 position switch for ranging the color temperature between 3000K, 4000K or 6000K.

Intended for surface installation.

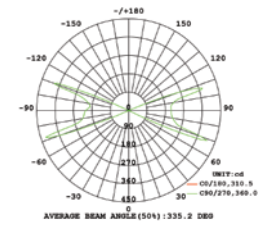
Housing of polycarbonate painted in sand white & black.

Difusser made by polycarbonate.

3231110 - Black color

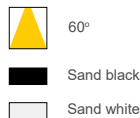
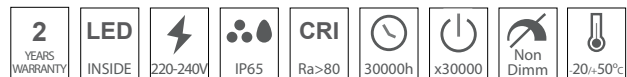
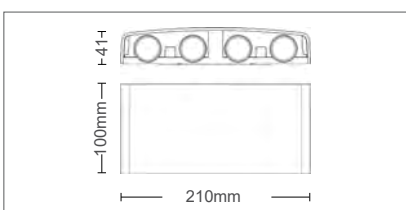
3231120 - White color

PHOTOMETRIC DIAGRAM



TECHNICAL SPECIFICATIONS

Power	
8W (4x2W)	
Luminous Flux	
720LM	
Color Temperature	
3000K / 4000K / 6000K - 3CCT+DIP SWITCH	
CRI	80
Power Factor	>0.50
Voltage Range	200-240V
Beam Angle	60°
Protection Class	IP65
Working Temperature	-20°C/+50°C
Main Material	Polycarbonate



BINO 4

BINO 4 is a wall mounting lighting fixture, equipped with technology of SANAN LED sources, arrangement with 3 position switch for ranging the color temperature between 3000K, 4000K or 6000K.

Intended for surface installation.

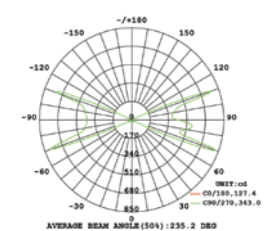
Housing of polycarbonate painted in sand white & black.

Difusser made by polycarbonate.

3231130 - Black color

3231140 - White color

PHOTOMETRIC DIAGRAM

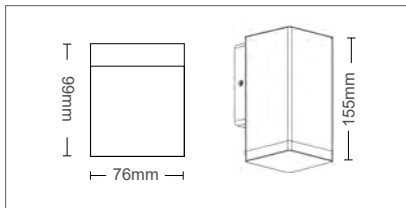


GENERAL INFORMATION

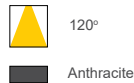
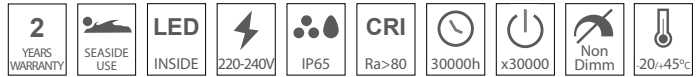
ADRIA SQL1 is a single direction waterproof (IP65) wall surface led light fitting equipped with SANAN LED sources & a PIR sensor.

The solutions subject of proposal vary in terms of form and type of installation, with one common denominator: the quality of our products. Housing of ABS & polycarbonate painted with sandblasted finishing in anthracite mat color.

Opal diffuser.
Driver included in the package.



OUTDOOR LED
WALL LIGHTS



ADRIA SQL1


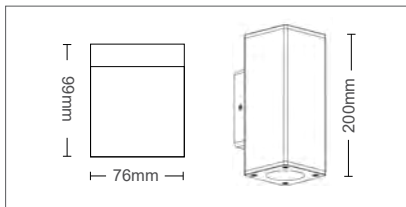
3230571	4W	260lm	3000K
3230570	4W	260lm	4000K

GENERAL INFORMATION

ADRIA SQL2 is an up & down waterproof (IP65) wall surface led light fitting equipped with SANAN LED sources & a PIR sensor.

The solutions subject of proposal vary in terms of form and type of installation, with one common denominator: the quality of our products. Housing of ABS & polycarbonate painted with sandblasted finishing in anthracite mat color.

Opal diffuser.
Driver included in the package.



ADRIA SQL2

3230581	8W	480lm	3000K
3230580	8W	480lm	4000K

GENERAL INFORMATION

ADRIA SQ1 is a single direction and ADRIA-SQ2 is an up & down outdoor, IP54, Wall Spot Fixtures for LED bulbs, PAR16 type, GU10.

Housing of ABS & polycarbonate, painted in anthracite color.

Difusser made by polycarbonate.



GU10 lampholder included in the package

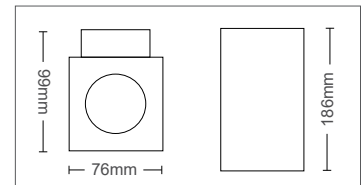
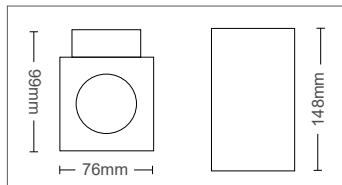
3230590 - Anthracite single direction

3230610 - Anthracite up & down

ADRIA SQ1 / SQ2



■ Anthracite



GENERAL INFORMATION

ADRIA R1 is a single direction and ADRIA-R2 is an up & down outdoor, IP54, Wall Spot Fixtures for LEDs bulbs, PAR16 type, GU10.

Housing of ABS & polycarbonate, painted in anthracite color.

Difusser made by polycarbonate.



GU10 lampholder included in the package

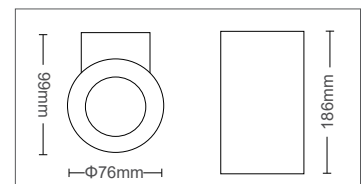
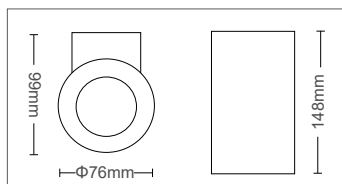
3230600 - Anthracite single direction

3230620 - Anthracite up & down

ADRIA R1 / R2




■ Anthracite



GENERAL INFORMATION

ADRIA SQC1 is a single direction and ADRIA-SQC2 is an up & down outdoor, IP54, Wall Spot Fixtures for LED bulbs, PAR16 type, GU10. Housing of ABS & polycarbonate, painted in anthracite color. Difusser made by polycarbonate.



GU10 lampholder included in the package

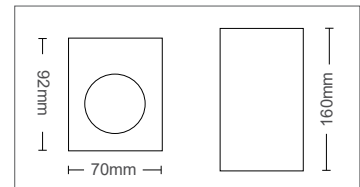
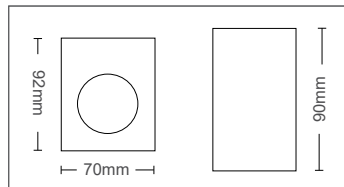
3230510 - Anthracite single direction

3230520 - Anthracite up & down

ADRIA SQC1 / SQC2



Anthracite



GENERAL INFORMATION

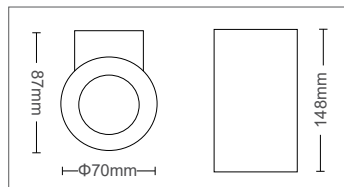
MULIER 2D is an up & down outdoor, IP44, Wall Spot Fixtures for LED bulbs, PAR16 type, GU10. Housing of Aluminium, painted with sandblasted finishing in sand black color. Difusser made by glass.



GU10 lampholder included in the package

3230300 - Black color

MULIER 2D



Sand black



GENERAL INFORMATION

SPIDER 1D is a family of single direction outdoor, IP44, Wall Spot Fixtures for LED bulbs, PAR16 type, GU10.

Housing of die-cast aluminum, painted with sandblasted finishing in 2 colors, sand white & anthracite velvet mat and stainless steel (for nickel mat).



SPIDER 1D



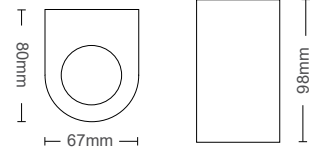
3230430 - Sand white

3230030 - Anthracite

3230040 - Nickel mat



GU10 lampholder included in the package



GENERAL INFORMATION

SPIDER 2D is a family of up & down outdoor, IP44, Wall Spot Fixtures for LED bulbs, PAR16 type, GU10.

Housing of die-cast aluminum, painted with sandblasted finishing in 2 colors, sand white & anthracite velvet mat and stainless steel (for nickel mat).



SPIDER 2D



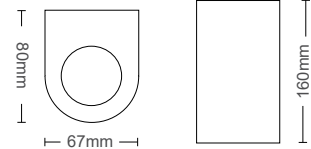
3230440 - Sand white

3230050 - Anthracite

3230060 - Nickel mat



GU10 lampholder included in the package



GENERAL INFORMATION

VEGAS A is a single direction and VEGAS 2A is an up & down outdoor, IP44, Wall Spot Fixtures for LED bulbs, PAR16 type, GU10. Housing of stainless steel, nickel mat. Difusser made by glass.



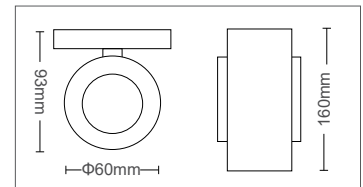
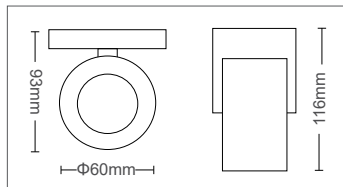
GU10 lampholder included in the package

3240540 - Nickel mat single direction

3240550 - Nickel mat up & down



VEGAS A / 2A



GENERAL INFORMATION

VEGAS P1 is a single direction and VEGAS P2 is an up & down outdoor, IP44, Wall Spot Fixtures for LED bulbs, PAR16 type, GU10. Housing of polypropylene, painted in sand black. Difusser made by polycarbonate.



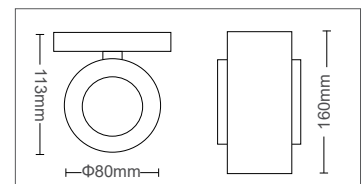
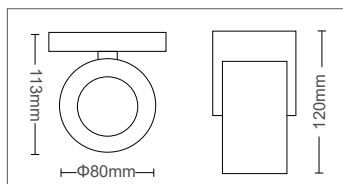
GU10 lampholder included in the package

3230310 - Black color single direction

3230320 - Black color up & down



VEGAS P1 / P2



GENERAL INFORMATION

ADRIA S is a family with 3 different size outdoor waterproof, IP54, Ceiling Spot Fixtures for LED bulbs, PAR16 type, GU10 & E27 (models S2)

Housing of ABS & polycarbonate, painted in anthracite color.



3230530 - ADRIA S1 - GU10

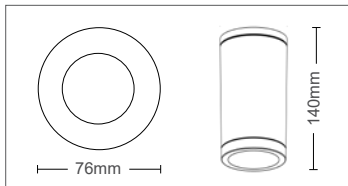
3230540 - ADRIA S2 - GU10

3230550 - ADRIA S3 - E27

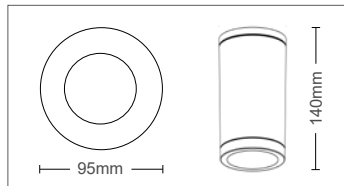
ADRIA S1 / S2 / S3



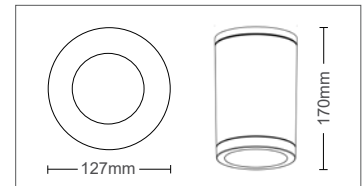
ADRIA-S1



ADRIA-S2



ADRIA-S3



GENERAL INFORMATION

VALENCIA is a family with 3 different colors wall lighting fixtures for LED bulbs, A60-65, E27 socket.

Opal diffuser.

Triple lighting direction, up, down & front.

Housing of aluminium, painted with sandblasted finishing in sand white & black color and stainless steel painted in nickel mat.

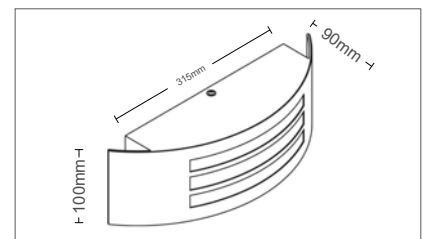


3231060 - White color

3231050 - Black color

3231040 - Nickel mat

VALENCIA



2024
lighting
electrical
catalog

9

GARDEN LIGHTS **WALL, CEILING & FLOOR STANDING** **LIGHT FIXTURES**

GENERAL INFORMATION

LIVORNO is a family of garden lighting fixtures for LED bulbs, A60, E27 socket, consisted of a wall mounted and floor standing models.

For outdoor use.

Transparent diffuser made of polycarbonate.

Housing of polycarbonate, painted with sand-blasted finishing in sand black color with an extra UV film for protection.



3242230 - LIVORNO W



3242220 - LIVORNO 46

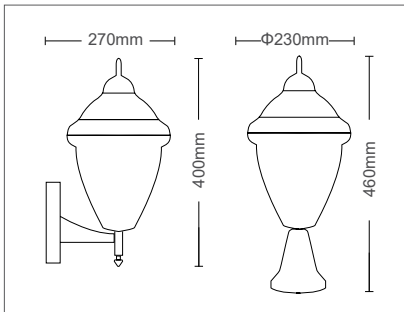


■ Sand black

LIVORNO W / 46

3242220 - LIVORNO 46 - Sand black

3242230 - LIVORNO W - Sand black



GENERAL INFORMATION

LIVORNO is a family of garden lighting fixtures for LED bulbs, A60, E27 socket, consisted of a wall mounted and floor standing models.

For outdoor use.

Opal diffuser made of polycarbonate.

Housing of polycarbonate, painted in antique patina with an extra UV film for protection.



3241230 - LIVORNO W



3241220 - LIVORNO 45

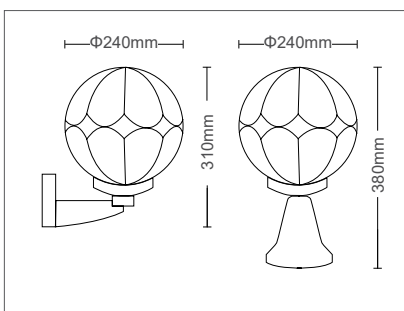


■ Antique patina

LIVORNO W / 45

3241220 - LIVORNO 45 - Antique patina

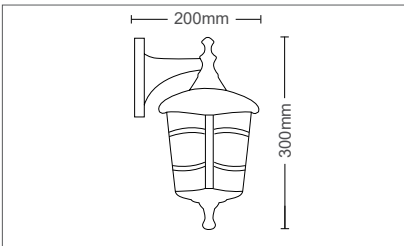
3241230 - LIVORNO W - Antique patina



GENERAL INFORMATION

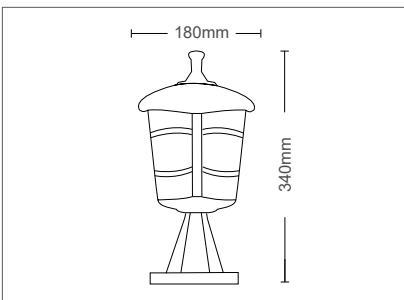
BARI is a family of garden lighting fixtures for LED bulbs, A60, E27 socket, consisted of 3 models.

Transparent diffuser made of polycarbonate.
Housing of polycarbonate, painted in sand black with an extra UV film for protection & antique patina.



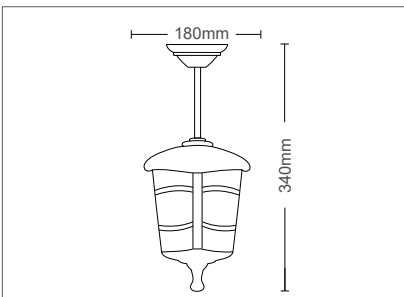
3241990 - BARI W - Sand black

3242030 - BARI W - Antique patina



3241960 - BARI 34 - Sand black

3242000 - BARI 34 - Antique patina



3241980 - BARI H - Sand black

3242020 - BARI H - Antique patina



■ Sand black
■ Antique patina

BARI W



■ Sand black
■ Antique patina

BARI 34



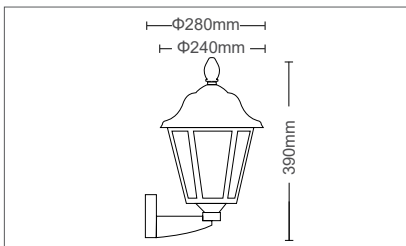
■ Sand black
■ Antique patina

BARI H

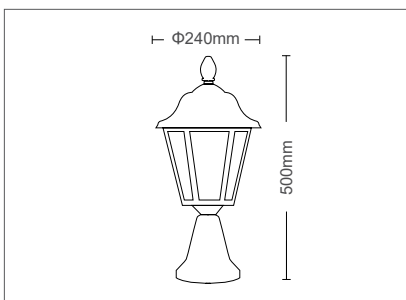
GENERAL INFORMATION

VERONA is a family of garden lighting fixtures for LED bulbs, A60, E27 socket, consisted of 3 models.

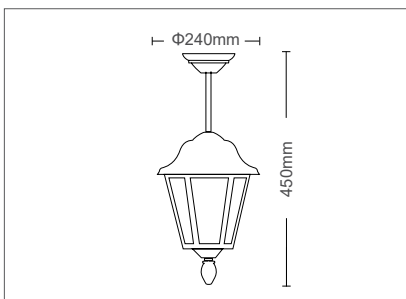
Transparent diffuser made of polycarbonate.
Housing of polycarbonate, painted in sand black with an extra UV film for protection & antique patina.



- 3242070 - VERONA W - Sand black
- 3242100 - VERONA W - Antique patina



- 3242060 - VERONA 45 - Sand black
- 3242090 - VERONA 45 - Antique patina



- 3242080 - VERONA H - Sand black
- 3242110 - VERONA H - Antique patina



- Sand black
- Antique patina

VERONA W



- Sand black
- Antique patina

VERONA 45



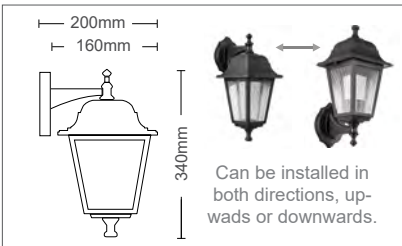
- Sand black
- Antique patina

VERONA H

GENERAL INFORMATION

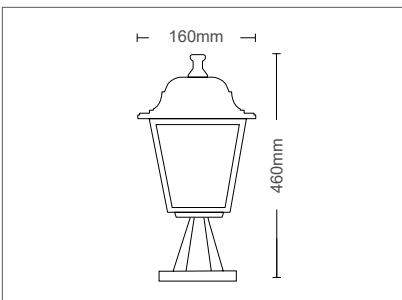
BERGAMO is a family of garden lighting fixtures for LED bulbs, A60, E27 socket, consisted of 4 models.

Transparent diffuser made of polycarbonate.
Housing of polycarbonate, painted in sand black with an extra UV film for protection & antique patina.



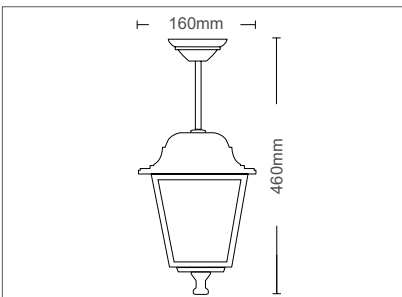
3241880 - BERGAMO W - Sand black

3241920 - BERGAMO W - Antique patina



3241850 - BERGAMO 40 - Sand black

3241890 - BERGAMO 40 - Antique patina



3241870 - BERGAMO H - Sand black

3241910 - BERGAMO H - Antique patina



■ Sand black
■ Antique patina

BERGAMO W



■ Sand black
■ Antique patina

BERGAMO 40



■ Sand black
■ Antique patina

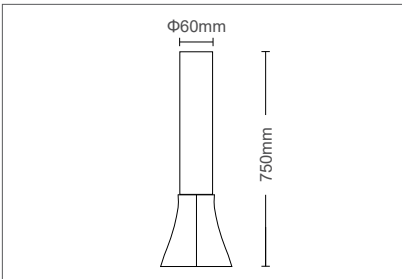
BERGAMO H

GENERAL INFORMATION

POLE-75 is a small pole for all garden lighting fixtures of BERGAMO family for LED bulbs, A60, E27 socket.

For outdoor use.

POLE-75 is made of steel electrostatically painted in sand black or antique patina. E27 lampholder with 1m cable for easy connection with the fixture is included in the package.



3242240 - POLE 75 - Sand black

3242250 - POLE 75 - Antique patina



- Sand black
- Antique patina

POLE 75

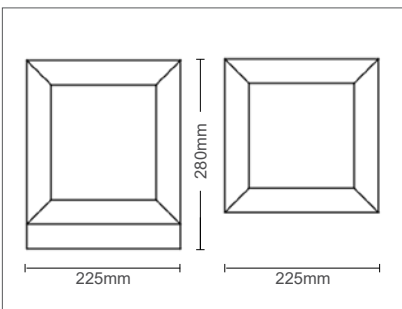

GENERAL INFORMATION

CUBO is a floor standing garden lighting fixture for LED bulbs, A60, E27 socket.

For outdoor use.

Opal diffuser made of polycarbonate.

Housing of polycarbonate, painted in sand black with an extra UV film for protection. Is lighted by 4 sides and the top.



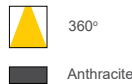
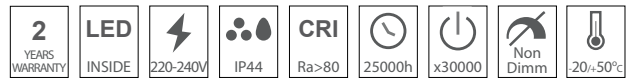
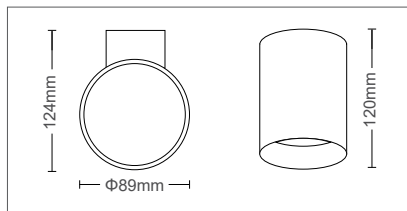
- Sand black

CUBO

3242260 - Sand black

TECHNICAL SPECIFICATIONS

Power	
8W	
Luminous Flux	
380LM	
Color Temperature	
4000K	
CRI	80
Power Factor	>0.50
Voltage Range	200-240V
Beam Angle	360°
Protection Class	IP44
Working Temperature	-20°C/+50°C
Main Material	Aluminium & PC



BILBAO W1

BILBAO W1 is a waterproof (IP44) wall surface led light fitting equipped with SANAN LED sources.

The solutions subject of proposal vary in terms of form and type of installation, with one common denominator: the quality of our products.

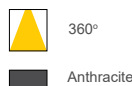
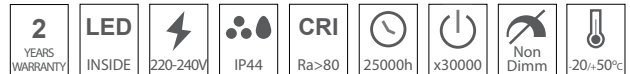
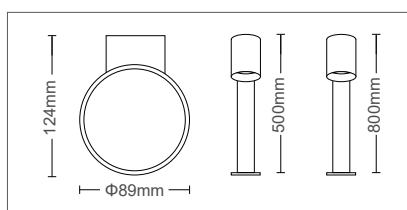
Housing of Aluminium & polycarbonate painted with sandblasted finishing in anthracite mat color.

Opal diffuser.

3241440

TECHNICAL SPECIFICATIONS

Power	
8W	
Luminous Flux	
380LM	
Color Temperature	
4000K	
CRI	80
Power Factor	>0.50
Voltage Range	200-240V
Beam Angle	360°
Protection Class	IP44
Working Temperature	-20°C/+50°C
Main Material	Aluminium & PC



BILBAO B50 / B80

BILBAO B are two waterproof (IP44) floor standing led light fittings equipped with SANAN LED sources. The solutions subject of proposal vary in terms of form and type of installation, with one common denominator: the quality of our products. Housing of Aluminium & polycarbonate painted with sandblasted finishing in anthracite mat color. Opal diffuser.

3241450 BILBAO B50
3241460 BILBAO B80

GENERAL INFORMATION

RIGA W1 is a family of wall lighting fixtures for LED bulbs, MR16, GU10 socket.

For outdoor use.

Transparent diffuser made of polycarbonate.
Housing of stainless steel, painted with sand-blasted finishing in sand black color with an extra UV film for protection.

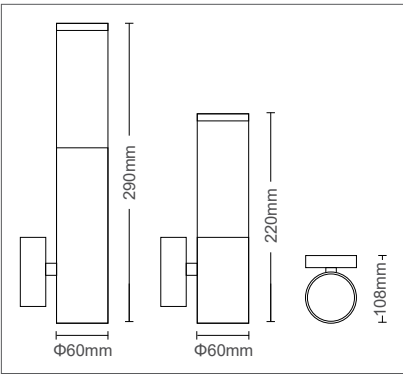
RIGA W1S is equipped with PIR sensor.

Detection angle: 100°.

Detection range: 7m in length & 1.5-2.5m in height.

Time delay: 5-240sec.

Sensitivity: <20 lux.



■ Sand black

RIGA W

3241410 - RIGA W1S - Black color

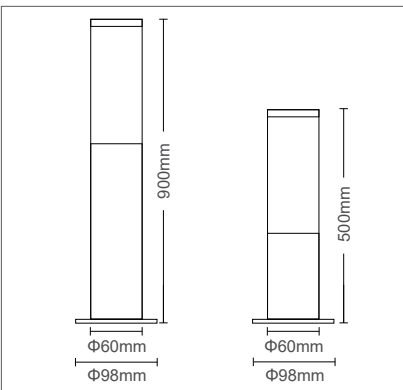
3241400 - RIGA W1 - Black color

GENERAL INFORMATION

RIGA B is a family of floor standing lighting fixtures for LEDs bulbs, MR16, GU10 socket.

For outdoor use.

Transparent diffuser made of polycarbonate.
Housing of stainless steel, painted with sand-blasted finishing in sand black color with an extra UV film for protection.



■ Sand black

RIGA B

3241430 - RIGA B90 - Black color

3241420 - RIGA B50 - Black color

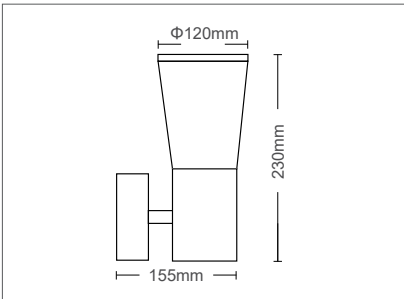
GENERAL INFORMATION

MURCIA W1 is a wall lighting fixture for LED bulbs, A60, E27 socket.

For outdoor use.

Frozen diffuser made of glass.

Housing of stainless steel, painted in nickel mat finishing.



MURCIA W1

3241470 - MURCIA W1 - Nickel mat

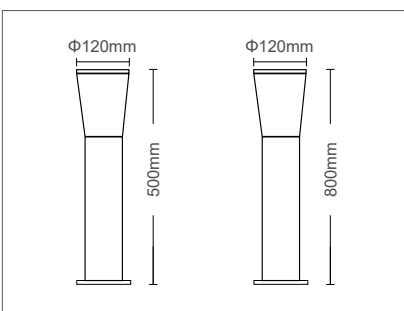
GENERAL INFORMATION

MURCIA B are floor standing lighting fixtures for LED bulbs, A60, E27 socket.

For outdoor use.

Frozen diffuser made of glass.

Housing of stainless steel, painted in nickel mat finishing.



MURCIA B80 / B50

3241490 - MURCIA B80 - Nickel mat

3241480 - MURCIA B50 - Nickel mat

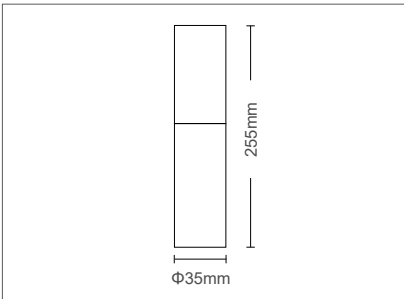
GENERAL INFORMATION

HAMBURG W1 is a wall lighting fixture for LED bulbs, G9 socket.

For outdoor use.

Frozen diffuser made of glass.

Housing of stainless steel, painted in nickel mat finishing.



HAMBURG W1

3241520 - HAMBURG W1 - Nickel mat

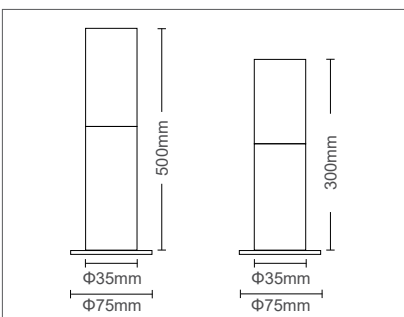
GENERAL INFORMATION

HAMBURG B are floor standing lighting fixtures for LEDs bulbs, G9 socket.

For outdoor use.

Frozen diffuser made of glass.

Housing of stainless steel, painted in nickel mat finishing.



HAMBURG B50 / B30

3241540 - HAMBURG B50 - Nickel mat

3241530 - HAMBURG B30 - Nickel mat

GENERAL INFORMATION

TRIESTE W is a wall lighting fixture for LED bulbs, A60, E27 socket.

For outdoor use.

Opal diffuser made of polycarbonate.

Housing of polycarbonate, painted in sand black color with an extra UV film for protection.

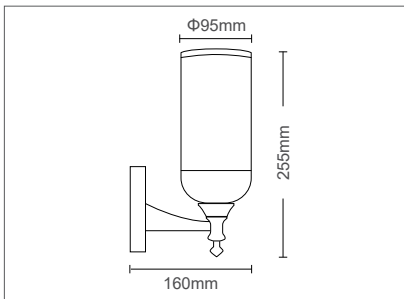
Seaside use.



■ Sand black

TRIESTE W

3241730 - TRIESTE W - Black color



GENERAL INFORMATION

TRIESTE 83 & 30 are 2 floor standing garden lighting fixtures for LED bulbs, A60, E27 socket.

For outdoor use.

Opal diffuser made of polycarbonate.

Housing of polycarbonate, painted in sand black color with an extra UV film for protection.

Product is disassembled in the package.

Seaside use.




■ Sand black

TRIESTE 83 / 30

3241950 - TRIESTE 83 - Black color

3241720 - TRIESTE 30 - Black color



GENERAL INFORMATION

PRATUM is a garden lighting fixture for LED bulbs, MR16, GU10 socket.

The solutions subject of proposal vary in terms of form and type of installation, with one common denominator: the quality of our products. For outdoor use.

Clear diffuser made of polycarbonate.

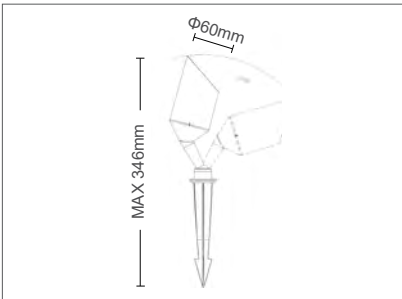
Housing of ABS, painted in sandblasted black color and applied with special UV coating for extra protection.



■ Sand black

PRATUM

3241620 - Black color



GENERAL INFORMATION

LAGOS C is a garden lighting fixture for LED bulbs, MR16, GU10 socket.

The solutions subject of proposal vary in terms of form and type of installation, with one common denominator: the quality of our products.

You can install it on any surface with screws or in the ground with the help of the extra spike which is included in the package.

For outdoor use.

Clear diffuser made of glass.

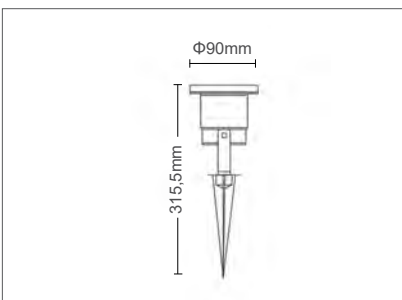
Housing of Aluminium, painted electrostatically in sandblasted black color and applied with special UV coating for extra protection.



■ Sand black

LAGOS C

3240510 - Black color



GENERAL INFORMATION

MANTUS, is a garden waterproof, IP65, projector equipped with SMD LED.

The solutions subject of proposal vary in terms of form and type of installation, with one common denominator: the quality of our products.

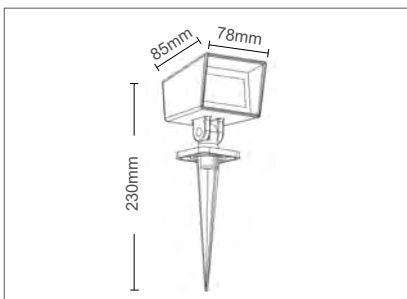
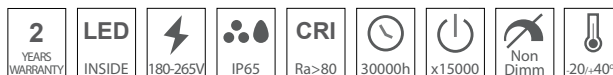
You can install it on any surface with screws or in the ground with the help of the extra spike which is included in the package.

Semi transparent polycarbonate diffuser.

Constant current LED driver included.

Housing of ABS, painted in sand black and applied a special UV coating for extra protection.


Power supply cable covered by rubber, 3x1 mm², with 0,2m length.



MANTUS

3241550	5W	555lm	3000K
3241560	5W	555lm	4200K
3241580	5W	600lm	GREEN

PHOTOMETRIC DIAGRAM



GENERAL INFORMATION

RANTUS, is a garden waterproof, IP65, projector equipped with SMD LEDs.

The solutions subject of proposal vary in terms of form and type of installation, with one common denominator: the quality of our products.

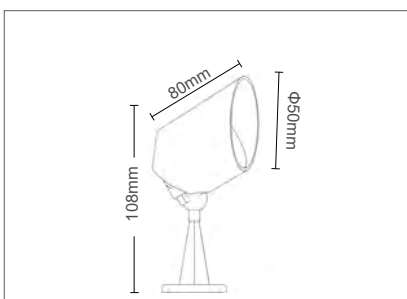
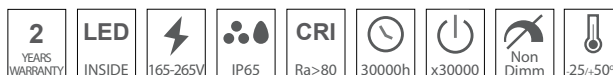
You can install it on any surface with screws or in the ground with the help of the extra spike which is included in the package.

Transparent polycarbonate diffuser.

Constant current LED driver included.

Housing of Aluminium, painted in sandblasted black color and applied with special UV coating for extra protection.

Power supply cable covered by rubber, 3x1 mm², with 0,2m length.



RANTUS

3242270	5W	465lm	3000K
3242280	5W	475lm	4000K
3242290	5W	485lm	GREEN

GENERAL INFORMATION

MODUS is an underwater pool or garden lighting fixture for LED bulbs, MR16, GU5.3 socket.

The solutions subject of proposal vary in terms of form and type of installation, with one common denominator: the quality of our products.

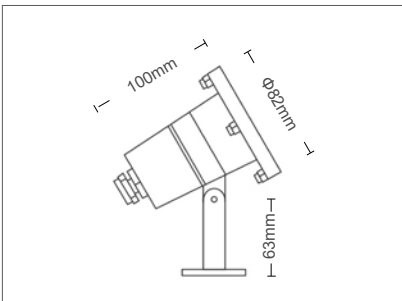
You can install it on any surface with screws.

For outdoor use.

Clear diffuser made of glass.

Housing of stainless steel, painted in nickel mat finishing.

Power supply cable is covered with silicone and is 50cm long.



MODUS

3220110 - Nickel mat



GENERAL INFORMATION

GRANDE is a family with 3 different size underground waterproof, IP67, Spot Fixtures for LED bulbs, PAR16 type, GU10 & E27 (models GRANDE 18)

Housing of stainless steel, painted in nickel mat finishing.

Power supply cable is covered with silicone and is 30cm long.



GRANDE

- 3200180 - GRANDE B12R - GU10
- 3200150 - GRANDE 12 - GU10
- 3200160 - GRANDE 18 - E27



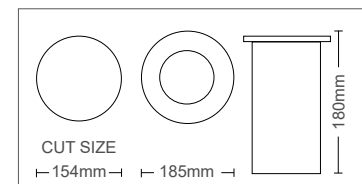
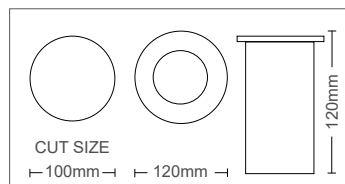
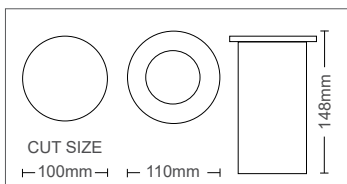
GRANDE-B12R



GRANDE-12



GRANDE-18



10

STEP LIGHTS

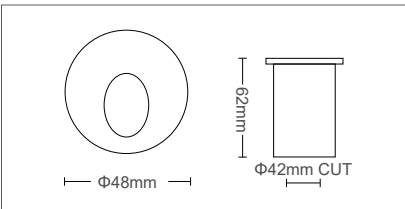

**RECESSED & SURFACE LED
LIGHT FIXTURES**



GENERAL INFORMATION


TINO is a family of waterproof (IP65) wall recessed led light fittings equipped with SANAN LED sources.

The solutions subject of proposal vary in terms of form and type of installation, with one common denominator: the quality of our products. Housing of aluminium painted with sandblasted finishing in sand black & white. Semi transparent diffuser made by ABS. Driver included in the package.



OUTDOOR LED STEP LIGHTS

2 YEARS WARRANTY | LED INSIDE | 100-240V | IP65 | CRI Ra>80 | 25000h | x25000 | Non Dimm | 25/+50°C



75°
Sand black
Sand white

TINO R

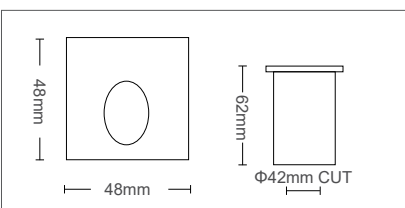
3410340 - Black color	2W	110lm	3000K
3410350 - Black color	2W	110lm	4000K
3410360 - White color	2W	110lm	3000K
3410370 - White color	2W	110lm	4000K




GENERAL INFORMATION

TINO is a family of waterproof (IP65) wall recessed led light fittings equipped with SANAN LED sources.

The solutions subject of proposal vary in terms of form and type of installation, with one common denominator: the quality of our products. Housing of aluminium painted with sandblasted finishing in sand black & white. Semi transparent diffuser made by ABS. Driver included in the package.



2 YEARS WARRANTY | LED INSIDE | 100-240V | IP65 | CRI Ra>80 | 25000h | x25000 | Non Dimm | 25/+50°C



60°
Sand black
Sand white

TINO S

3410380 - Black color	2W	110lm	3000K
3410390 - Black color	2W	110lm	4000K
3410400 - White color	2W	110lm	3000K
3410410 - White color	2W	110lm	4000K

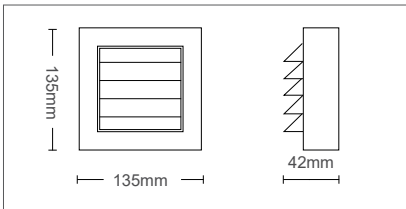
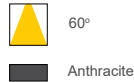
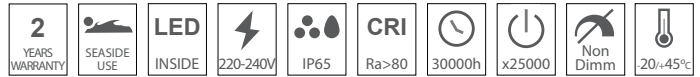


OUTDOOR LED
STEP LIGHTS

GENERAL INFORMATION

ADRIA-ST2G is a waterproof (IP65) wall surface led light fitting equipped with SANAN LED sources.

The solutions subject of proposal vary in terms of form and type of installation, with one common denominator: the quality of our products. Housing of ABS & polycarbonate painted in anthracite mat color. Semi transparent diffuser. Driver included on the fixture.



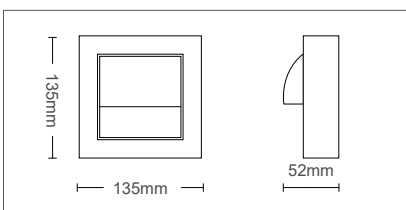
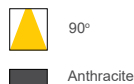
ADRIA ST2G

3230661 - Anthracite	6W	150lm	3000K
3230660 - Anthracite	6W	150lm	4000K

GENERAL INFORMATION

ADRIA-ST2P is a waterproof (IP65) wall surface led light fitting equipped with SANAN LED sources.

The solutions subject of proposal vary in terms of form and type of installation, with one common denominator: the quality of our products. Housing of ABS & polycarbonate painted in anthracite mat color. Opal diffuser. Driver included on the fixture.



ADRIA ST2P

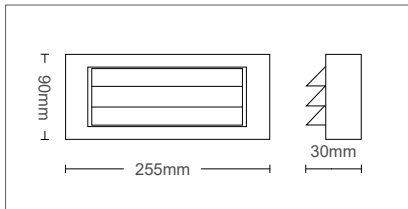
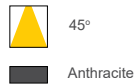
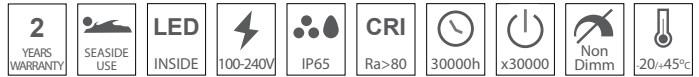
3230651 - Anthracite	6W	150lm	3000K
3230650 - Anthracite	6W	150lm	4000K

GENERAL INFORMATION

ADRIA-ST1G is a waterproof (IP65) wall surface led light fitting equipped with SANAN LED sources.

The solutions subject of proposal vary in terms of form and type of installation, with one common denominator: the quality of our products. Housing of ABS & polycarbonate painted in anthracite mat color. Semi transparent diffuser. Driver included on the fixture.

OUTDOOR LED STEP LIGHTS



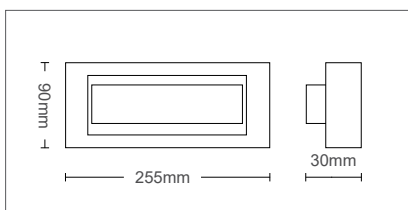
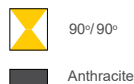
ADRIA ST1G

3230631 - Anthracite	6W	180lm	3000K
3230630 - Anthracite	6W	180lm	4000K

GENERAL INFORMATION

ADRIA-ST1P is an up & down waterproof (IP65) wall surface led light fitting equipped with SANAN LED sources.

The solutions subject of proposal vary in terms of form and type of installation, with one common denominator: the quality of our products. Housing of ABS & polycarbonate painted in anthracite mat color. Semi transparent diffuser. Driver included on the fixture.



ADRIA ST1P

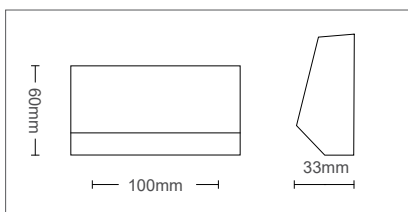
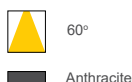


3230641 - Black color	6W	150lm	3000K
3230640 - Black color	6W	150lm	4000K

GENERAL INFORMATION

ADRIA-ST2 is a waterproof (IP65) wall surface led light fittings equipped with SANAN LED sources.

The solutions subject of proposal vary in terms of form and type of installation, with one common denominator: the quality of our products. Housing of ABS & polycarbonate painted in anthracite mat color. Semi transparent diffuser. Driver included on the fixture.

OUTDOOR LED STEP LIGHTS



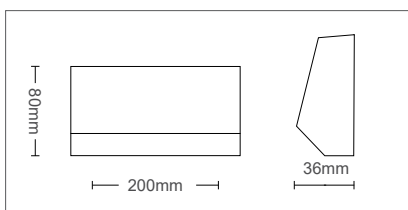
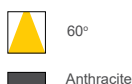
ADRIA ST2

3230451 - Anthracite	2W	90lm	3000K
3230450 - Anthracite	2W	90lm	4000K

GENERAL INFORMATION

ADRIA-ST4 is a waterproof (IP65) wall surface led light fittings equipped with SANAN LED sources.

The solutions subject of proposal vary in terms of form and type of installation, with one common denominator: the quality of our products. Housing of ABS & polycarbonate painted in anthracite mat color. Semi transparent diffuser. Driver included on the fixture.



ADRIA ST4

3230461 - Black color	4W	220lm	3000K
3230460 - Black color	4W	220lm	4000K

11

FLOODLIGHTS

SIMPLE & SENSOR

OUTDOOR LED
FLOODLIGHTS

GENERAL INFORMATION

INDUS 3rd generation, is a family of water-proof, IP65, projectors equipped with SMD LEDs.

The solutions subject of proposal vary in terms of form and type of installation, with one common denominator: the quality of our products.

Mounting arm of profiled steel board, also painted in sandblasted dark grey color.

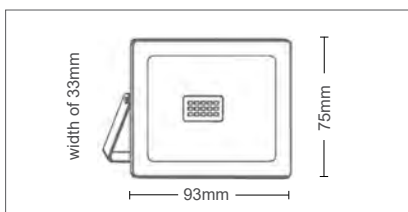
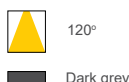
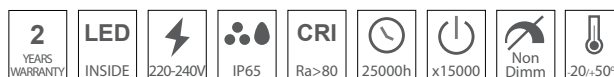
Lenses of polycarbonate.

Transparent tempered glass diffuser with a thickness of 4 mm.

Constant current LEDs drivers included.

Housing of die-cast aluminum alloy, with high coefficient of thermal dispersion, electrostatically painted in sandblasted dark grey color.

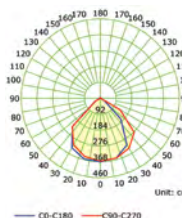
Power supply cable covered by rubber, 3x1 mm², with 0,2m length.



INDUS 10

PHOTOMETRIC DIAGRAM

3022010	10W	950lm	4000K
3022020	10W	1000lm	6000K
3022008	10W	850lm	GREEN



GENERAL INFORMATION

INDUS 3rd generation, is a family of water-proof, IP65, projectors equipped with SMD LEDs.

The solutions subject of proposal vary in terms of form and type of installation, with one common denominator: the quality of our products.

Mounting arm of profiled steel board, also painted in sandblasted dark grey color.

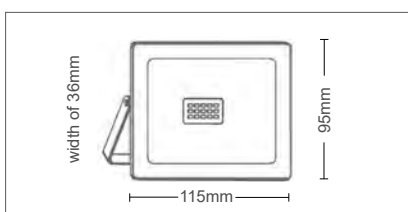
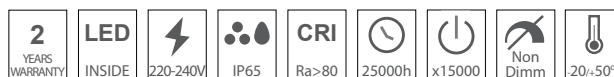
Lenses of polycarbonate.

Transparent tempered glass diffuser with a thickness of 4 mm.

Constant current LEDs drivers included.

Housing of die-cast aluminum alloy, with high coefficient of thermal dispersion, electrostatically painted in sandblasted dark grey color.

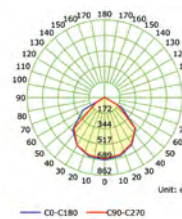
Power supply cable covered by rubber, 3x1 mm², with 0,2m length.



INDUS 20

PHOTOMETRIC DIAGRAM

3022070	20W	1900lm	4000K
3022080	20W	2000lm	6000K
3022068	20W	1700lm	GREEN



OUTDOOR LED
FLOODLIGHTS

GENERAL INFORMATION

INDUS 3rd generation, is a family of water-proof, IP65, projectors equipped with SMD LEDs.

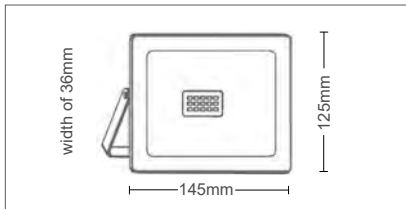
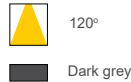
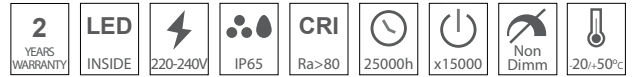
The solutions subject of proposal vary in terms of form and type of installation, with one common denominator: the quality of our products. Mounting arm of profiled steel board, also painted in sandblasted dark grey color.

Transparent tempered glass diffuser with a thickness of 4 mm.

Constant current LEDs drivers included.

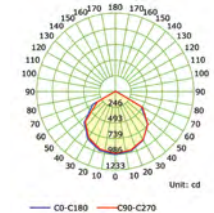
Housing of die-cast aluminum alloy, with high coefficient of thermal dispersion, electrostatically painted in sandblasted dark grey color.

Power supply cable covered by rubber, 3x1 mm², with 0,2m length.



INDUS 30

PHOTOMETRIC DIAGRAM



3022130	30W	2850lm	4000K
3022140	30W	3000lm	6000K

GENERAL INFORMATION

INDUS 3rd generation, is a family of water-proof, IP65, projectors equipped with SMD LEDs.

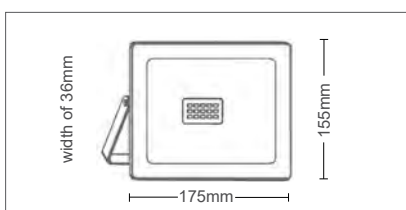
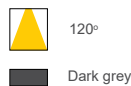
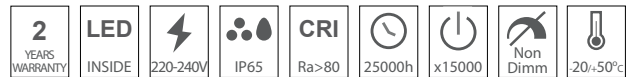
The solutions subject of proposal vary in terms of form and type of installation, with one common denominator: the quality of our products. Mounting arm of profiled steel board, also painted in sandblasted dark grey color.

Transparent tempered glass diffuser with a thickness of 4 mm.

Constant current LEDs drivers included.

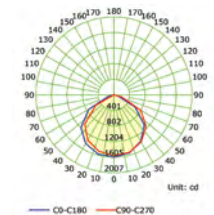
Housing of die-cast aluminum alloy, with high coefficient of thermal dispersion, electrostatically painted in sandblasted dark grey color.

Power supply cable covered by rubber, 3x1 mm², with 0,2m length.



INDUS 50

PHOTOMETRIC DIAGRAM



3022190	50W	4750lm	4000K
3022200	50W	5000lm	6000K

OUTDOOR LED
FLOODLIGHTS

GENERAL INFORMATION

INDUS 3rd generation, is a family of water-proof, IP65, projectors equipped with SMD LEDs.

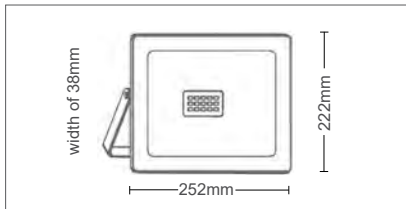
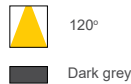
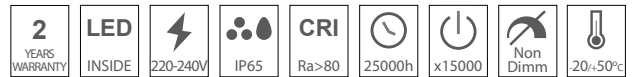
The solutions subject of proposal vary in terms of form and type of installation, with one common denominator: the quality of our products. Mounting arm of profiled steel board, also painted in sandblasted dark grey color.

Transparent tempered glass diffuser with a thickness of 4 mm.

Constant current LEDs drivers included.

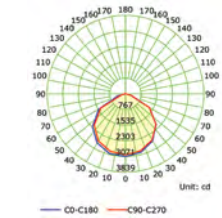
Housing of die-cast aluminum alloy, with high coefficient of thermal dispersion, electrostatically painted in sandblasted dark grey color.

Power supply cable covered by rubber, 3x1 mm², with 0,2m length.



INDUS 100

PHOTOMETRIC DIAGRAM



GENERAL INFORMATION

INDUS 3rd generation, is a family of water-proof, IP65, projectors equipped with SMD LEDs.

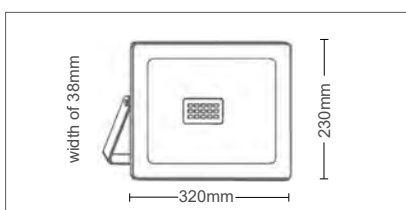
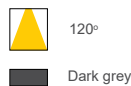
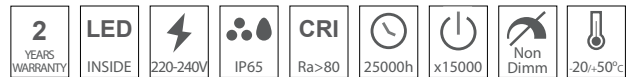
The solutions subject of proposal vary in terms of form and type of installation, with one common denominator: the quality of our products. Mounting arm of profiled steel board, also painted in sandblasted dark grey color.

Transparent tempered glass diffuser with a thickness of 4 mm.

Constant current LEDs drivers included.

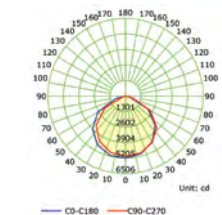
Housing of die-cast aluminum alloy, with high coefficient of thermal dispersion, electrostatically painted in sandblasted dark grey color.

Power supply cable covered by rubber, 3x1 mm², with 0,2m length.



INDUS 150

PHOTOMETRIC DIAGRAM



OUTDOOR LED
FLOODLIGHTS

GENERAL INFORMATION

INDUS 3rd generation, is a family of water-proof, IP65, projectors equipped with SMD LEDs.

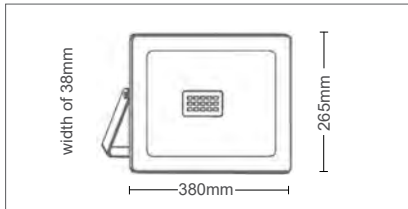
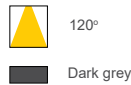
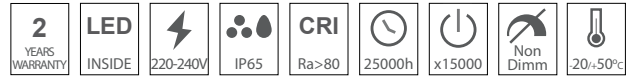
The solutions subject of proposal vary in terms of form and type of installation, with one common denominator: the quality of our products. Mounting arm of profiled steel board, also painted in sandblasted dark grey color.

Transparent tempered glass diffuser with a thickness of 4 mm.

Constant current LEDs drivers included.

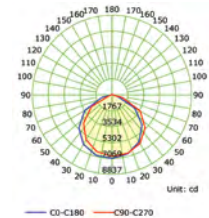
Housing of die-cast aluminum alloy, with high coefficient of thermal dispersion, electrostatically painted in sandblasted dark grey color.

Power supply cable covered by rubber, 3x1,5 mm², with 0,2m length.



INDUS 200

PHOTOMETRIC DIAGRAM



3022290 200W 20000lm 6000K

GENERAL INFORMATION

INDUS 3rd generation, is a family of water-proof, IP65, projectors equipped with SMD LEDs.

The solutions subject of proposal vary in terms of form and type of installation, with one common denominator: the quality of our products.

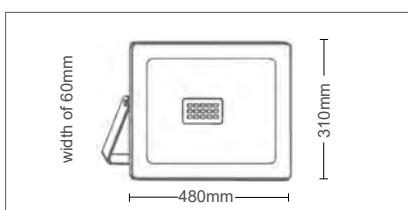
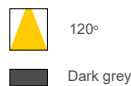
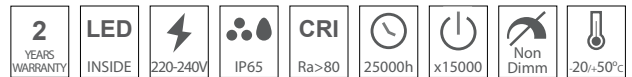
Mounting arm of profiled steel board, also painted in sandblasted dark grey color.

Transparent tempered glass diffuser with a thickness of 4 mm.

Constant current LEDs drivers included.

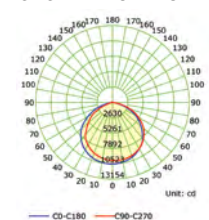
Housing of die-cast aluminum alloy, with high coefficient of thermal dispersion, electrostatically painted in sandblasted dark grey color.

Power supply cable covered by rubber, 3x1,5 mm², with 0,2m length.



INDUS 300

PHOTOMETRIC DIAGRAM



3022320 300W 30000lm 6000K

OUTDOOR LED
 FLOODLIGHTS

GENERAL INFORMATION

INDUS 3rd generation, is a family of water-proof, IP65, projectors equipped with SMD LEDs.

The solutions subject of proposal vary in terms of form and type of installation, with one common denominator: the quality of our products. Mounting arm of profiled steel board, also painted in sandblasted dark grey color.

Transparent tempered glass diffuser with a thickness of 4 mm.



Constant current LEDs drivers included.

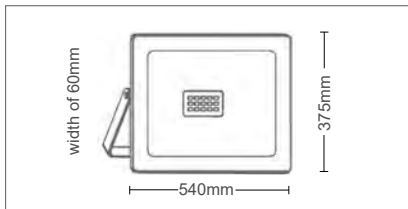
Housing of die-cast aluminum alloy, with high coefficient of thermal dispersion, electrostatically painted in sandblasted dark grey color.

Power supply cable covered by rubber, 3x1,5 mm², with 0,2m length.

2 YEARS WARRANTY	LED INSIDE	220-240V	IP65	CRI Ra>80	25000h	x15000	Non Dimm	20-50°C
-------------------------------	----------------------	-----------------	-------------	---------------------	---------------	---------------	-----------------	----------------

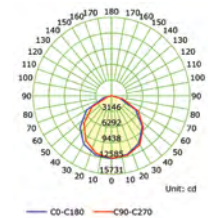


-  120°
-  Dark grey



INDUS 400

PHOTOMETRIC DIAGRAM



3022350 400W 40000lm 6000K

OUTDOOR LED
FLOODLIGHTS

GENERAL INFORMATION

INDUS 4th generation, is a family of water-proof, IP65, projectors equipped with SMD LEDs.

The solutions subject of proposal vary in terms of form and type of installation, with one common denominator: the quality of our products. Mounting arm of profiled steel board, also painted in sandblasted dark grey color.

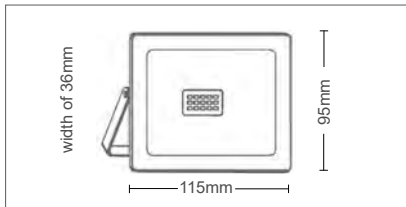
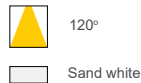
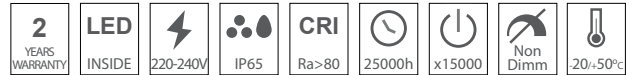
Transparent tempered glass diffuser with a thickness of 4 mm.

Constant current LEDs drivers included.

Housing of die-cast aluminum alloy, with high coefficient of thermal dispersion, electrostatically painted in sand white.

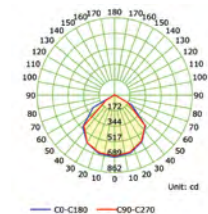
Power supply cable covered by rubber, 3x1 mm², with 0,2m length.

From the remote control you can select the desired color among many choices, to dimm & switch on/off.



INDUS 20 RGB

PHOTOMETRIC DIAGRAM



3022430 20W 1000lm RGB

GENERAL INFORMATION

INDUS 4th generation, is a family of water-proof, IP65, projectors equipped with SMD LEDs.

The solutions subject of proposal vary in terms of form and type of installation, with one common denominator: the quality of our products. Mounting arm of profiled steel board, also painted in sandblasted dark grey color.

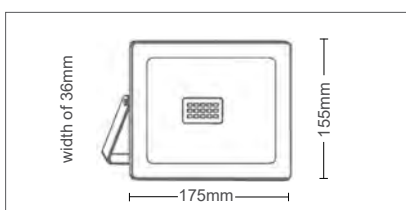
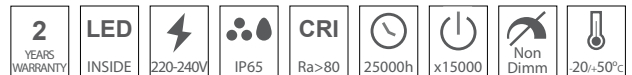
Transparent tempered glass diffuser with a thickness of 4 mm.

Constant current LEDs drivers included.

Housing of die-cast aluminum alloy, with high coefficient of thermal dispersion, electrostatically painted in sand white.

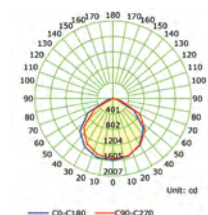
Power supply cable covered by rubber, 3x1 mm², with 0,2m length.

From the remote control you can select the desired color among many choices, to dimm & switch on/off.



INDUS 50 RGB

PHOTOMETRIC DIAGRAM



3022440 50W 2500lm RGB

OUTDOOR LED
 FLOODLIGHTS

GENERAL INFORMATION

INDUS 3rd generation, is a family of water-proof, IP44, projectors equipped with SMD LEDs & PIR sensor.

Mounting arm of profiled steel board, also painted in sandblasted dark grey color.

Transparent tempered glass diffuser with a thickness of 4 mm.

Constant current LEDs drivers included.

Housing of die-cast aluminum alloy, with high coefficient of thermal dispersion, electrostatically painted in sandblasted dark grey color.

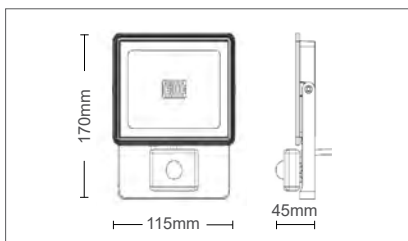
Power supply cable covered by rubber, 3x1,5 mm², with 0,2m length.

PIR sensor settings:

Detection range: 12m long & 4m high.

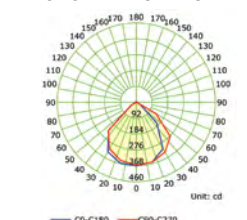
Time setting: (10sec-4min).

Sensitivity adjustment: (10-2000 lux).



INDUS S 10

PHOTOMETRIC DIAGRAM



3022050 10W 1000lm 6000K

GENERAL INFORMATION

INDUS 3rd generation, is a family of water-proof, IP44, projectors equipped with SMD LEDs & PIR sensor.

Mounting arm of profiled steel board, also painted in sandblasted dark grey color.

Transparent tempered glass diffuser with a thickness of 4 mm.

Constant current LEDs drivers included.

Housing of die-cast aluminum alloy, with high coefficient of thermal dispersion, electrostatically painted in sandblasted dark grey color.

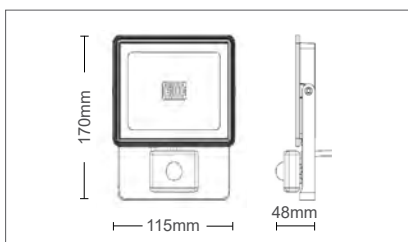
Power supply cable covered by rubber, 3x1,5 mm², with 0,2m length.

PIR sensor settings:

Detection range: 12m long & 4m high.

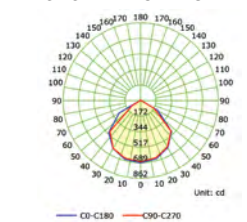
Time setting: (10sec-4min).

Sensitivity adjustment: (10-2000 lux).



INDUS S 20

PHOTOMETRIC DIAGRAM



3022110 20W 2000lm 6000K

GENERAL INFORMATION

INDUS 3rd generation, is a family of water-proof, IP44, projectors equipped with SMD LEDs & PIR sensor.

Mounting arm of profiled steel board, also painted in sandblasted dark grey color.

Transparent tempered glass diffuser with a thickness of 4 mm.

Constant current LEDs drivers included.

Housing of die-cast aluminum alloy, with high coefficient of thermal dispersion, electrostatically painted in sandblasted dark grey color.

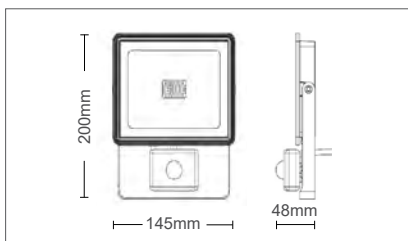
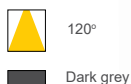
Power supply cable covered by rubber, 3x1,5 mm², with 0,2m length.

PIR sensor settings:

Detection range: 12m long & 4m high.

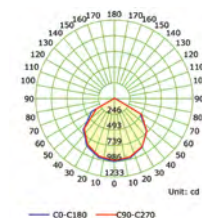
Time setting: (10sec-4min).

Sensitivity adjustment: (10-2000 lux).



INDUS S 30

PHOTOMETRIC DIAGRAM



3022170 30W 3000lm 6000K

OUTDOOR LED
FLOODLIGHTS

GENERAL INFORMATION

SAVA 1st generation, is an economic family of waterproof, IP65, projectors equipped with SMD LEDs.

The solutions subject of proposal vary in terms of form and type of installation, with one common denominator: the quality of our products.

Mounting arm of profiled steel board, also painted in sandblasted dark grey color.

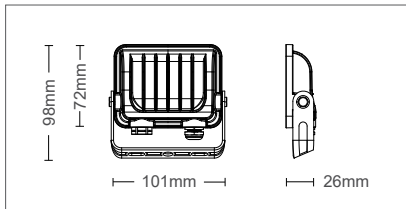
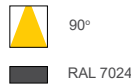
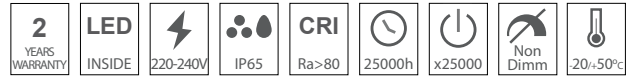
Lenses of polycarbonate.

Transparent tempered glass diffuser with a thickness of 4 mm.

Constant current LEDs drivers included.

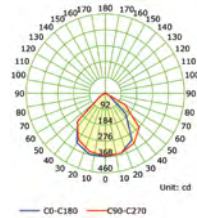
Housing of die-cast aluminum alloy, with high coefficient of thermal dispersion, electrostatically painted in sandblasted dark grey color.

Power supply cable covered by rubber, 3x0.75 mm², with 0,15m length.



SAVA 10

PHOTOMETRIC DIAGRAM



3022520	10W	980lm	4000K
3022530	10W	1000lm	6000K
3022540	10W	850lm	GREEN

GENERAL INFORMATION

SAVA 1st generation, is an economic family of waterproof, IP65, projectors equipped with SMD LEDs.

The solutions subject of proposal vary in terms of form and type of installation, with one common denominator: the quality of our products.

Mounting arm of profiled steel board, also painted in sandblasted dark grey color.

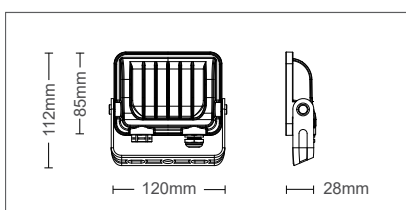
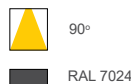
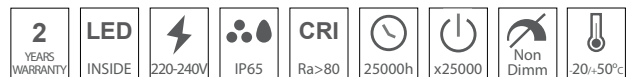
Lenses of polycarbonate.

Transparent tempered glass diffuser with a thickness of 4 mm.

Constant current LEDs drivers included.

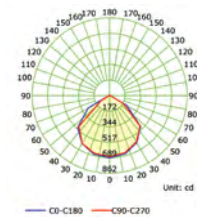
Housing of die-cast aluminum alloy, with high coefficient of thermal dispersion, electrostatically painted in sandblasted dark grey color.

Power supply cable covered by rubber, 3x0.75 mm², with 0,15m length.



SAVA 20

PHOTOMETRIC DIAGRAM



3022550	20W	1960lm	4000K
3022560	20W	2000lm	6000K
3022570	20W	1700lm	GREEN

OUTDOOR LED
FLOODLIGHTS

GENERAL INFORMATION

SAVA 1st generation, is an economic family of waterproof, IP65, projectors equipped with SMD LEDs.

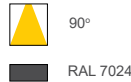
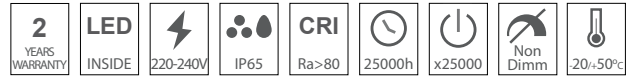
The solutions subject of proposal vary in terms of form and type of installation, with one common denominator: the quality of our products. Mounting arm of profiled steel board, also painted in sandblasted dark grey color.

Transparent tempered glass diffuser with a thickness of 4 mm.

Constant current LEDs drivers included.

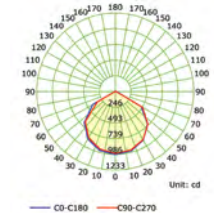
Housing of die-cast aluminum alloy, with high coefficient of thermal dispersion, electrostatically painted in sandblasted dark grey color.

Power supply cable covered by rubber, 3x0.75 mm², with 0,15m length.

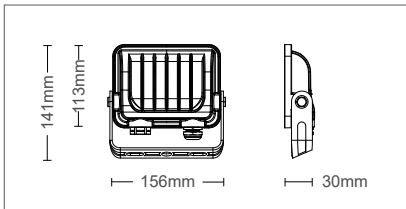


SAVA 30

PHOTOMETRIC DIAGRAM



3022580	30W	2940lm	4000K
3022590	30W	3000lm	6000K



GENERAL INFORMATION

SAVA 1st generation, is an economic family of waterproof, IP65, projectors equipped with SMD LEDs.

The solutions subject of proposal vary in terms of form and type of installation, with one common denominator: the quality of our products.

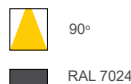
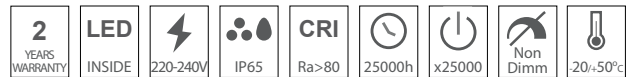
Mounting arm of profiled steel board, also painted in sandblasted dark grey color.

Transparent tempered glass diffuser with a thickness of 4 mm.

Constant current LEDs drivers included.

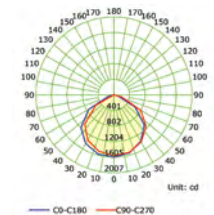
Housing of die-cast aluminum alloy, with high coefficient of thermal dispersion, electrostatically painted in sandblasted dark grey color.

Power supply cable covered by rubber, 3x0.75 mm², with 0,15m length.

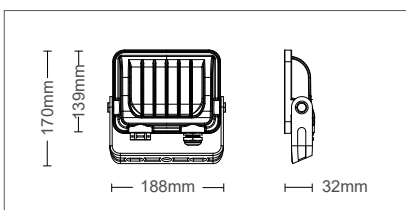


SAVA 50

PHOTOMETRIC DIAGRAM



3022600	50W	4900lm	4000K
3022610	50W	5000lm	6000K



OUTDOOR LED
FLOODLIGHTS

GENERAL INFORMATION

SAVA 1st generation, is an economic family of waterproof, IP65, projectors equipped with SMD LEDs.

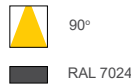
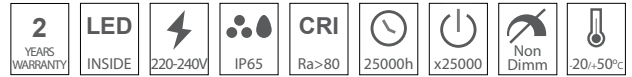
The solutions subject of proposal vary in terms of form and type of installation, with one common denominator: the quality of our products. Mounting arm of profiled steel board, also painted in sandblasted dark grey color.

Transparent tempered glass diffuser with a thickness of 4 mm.

Constant current LEDs drivers included.

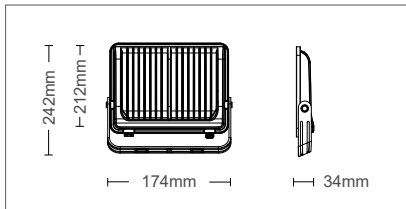
Housing of die-cast aluminum alloy, with high coefficient of thermal dispersion, electrostatically painted in sandblasted dark grey color.

Power supply cable covered by rubber, 3x0.75 mm², with 0,15m length.

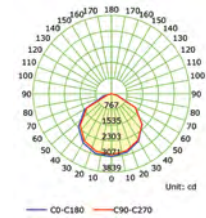


SAVA 100

PHOTOMETRIC DIAGRAM



3022620	100W	9800lm	4000K
3022630	100W	10000lm	6000K



GENERAL INFORMATION

SAVA 1st generation, is an economic family of waterproof, IP65, projectors equipped with SMD LEDs.

The solutions subject of proposal vary in terms of form and type of installation, with one common denominator: the quality of our products.

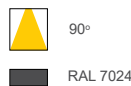
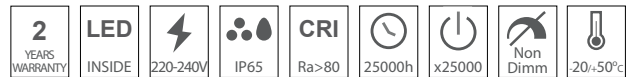
Mounting arm of profiled steel board, also painted in sandblasted dark grey color.

Transparent tempered glass diffuser with a thickness of 4 mm.

Constant current LEDs drivers included.

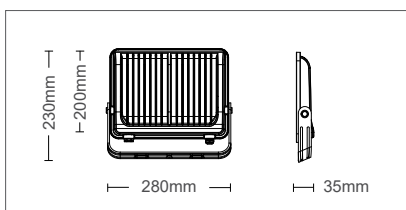
Housing of die-cast aluminum alloy, with high coefficient of thermal dispersion, electrostatically painted in sandblasted dark grey color.

Power supply cable covered by rubber, 3x0,75 mm², with 0,3m length.

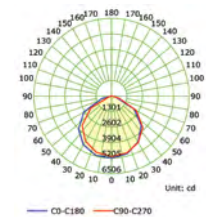


SAVA 150

PHOTOMETRIC DIAGRAM



3022640	150W	14700lm	4000K
3022650	150W	15000lm	6000K



OUTDOOR LED
 FLOODLIGHTS

GENERAL INFORMATION

SAVA 1st generation, is an economic family of waterproof, IP65, projectors equipped with SMD LEDs.

The solutions subject of proposal vary in terms of form and type of installation, with one common denominator: the quality of our products. Mounting arm of profiled steel board, also painted in sandblasted dark grey color.

Transparent tempered glass diffuser with a thickness of 4 mm.

Constant current LEDs drivers included.

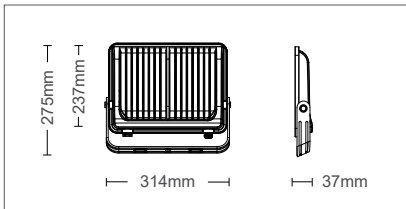
Housing of die-cast aluminum alloy, with high coefficient of thermal dispersion, electrostatically painted in sandblasted dark grey color.

Power supply cable covered by rubber, 3x0,75 mm², with 0,3m length.

2 YEARS WARRANTY	LED INSIDE	220-240V	IP65	CRI Ra>80	25000h	x25000	Non Dimm	20÷50°C
-------------------------------	----------------------	-----------------	-------------	---------------------	---------------	---------------	-----------------	----------------



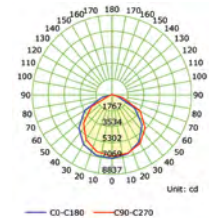
90°
 RAL 7024



SAVA 200

PHOTOMETRIC DIAGRAM

3022660	200W	19600lm	4000K
3022670	200W	20000lm	6000K



GENERAL INFORMATION

SAVA 1st generation, is an economic family of waterproof, IP65, projectors equipped with SMD LEDs.

The solutions subject of proposal vary in terms of form and type of installation, with one common denominator: the quality of our products. Mounting arm of profiled steel board, also painted in sandblasted dark grey color.

Transparent tempered glass diffuser with a thickness of 4 mm.

Constant current LEDs drivers included.

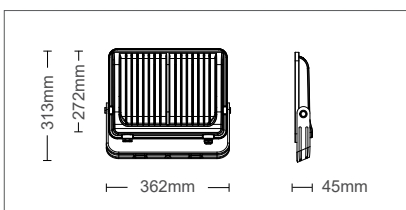
Housing of die-cast aluminum alloy, with high coefficient of thermal dispersion, electrostatically painted in sandblasted dark grey color.

Power supply cable covered by rubber, 3x0,75 mm², with 0,3m length.

2 YEARS WARRANTY	LED INSIDE	220-240V	IP65	CRI Ra>80	25000h	x25000	Non Dimm	20÷50°C
-------------------------------	----------------------	-----------------	-------------	---------------------	---------------	---------------	-----------------	----------------



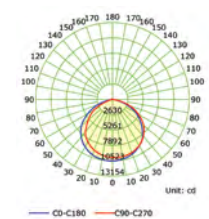
90°
 RAL 7024



SAVA 300

PHOTOMETRIC DIAGRAM

3022680	300W	29400lm	4000K
3022690	300W	30000lm	6000K



OUTDOOR LED
FLOODLIGHTS

GENERAL INFORMATION

SAVA S 1st generation, is an economic family of waterproof, IP44, projectors equipped with SMD LEDs & PIR sensor.

Mounting arm of profiled steel board, also painted in sandblasted dark grey color.

Transparent tempered glass diffuser with a thickness of 4 mm.

Constant current LEDs drivers included.

Housing of die-cast aluminum alloy, with high coefficient of thermal dispersion, electrostatically painted in sandblasted dark grey color.

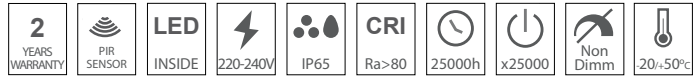
Power supply cable covered by rubber, 3x0,75 mm², with 0,15m length.

PIR sensor settings:

Detection range: 12m long & 4m high.

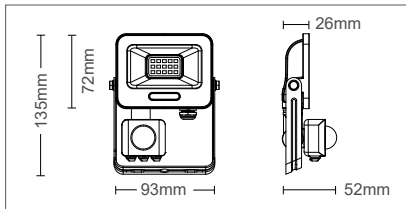
Time setting: (10sec-4min).

Sensitivity adjustment: (10-2000 lux).



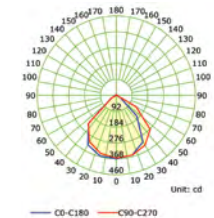
90°

■ RAL 7024



SAVA S 10

PHOTOMETRIC DIAGRAM



3022700 10W 1000lm 6000K

GENERAL INFORMATION

SAVA S 1st generation, is an economic family of waterproof, IP44, projectors equipped with SMD LEDs & PIR sensor.

Mounting arm of profiled steel board, also painted in sandblasted dark grey color.

Transparent tempered glass diffuser with a thickness of 4 mm.

Constant current LEDs drivers included.

Housing of die-cast aluminum alloy, with high coefficient of thermal dispersion, electrostatically painted in sandblasted dark grey color.

Power supply cable covered by rubber, 3x0,75 mm², with 0,15m length.

PIR sensor settings:

Detection range: 12m long & 4m high.

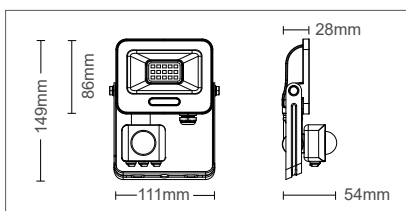
Time setting: (10sec-4min).

Sensitivity adjustment: (10-2000 lux).



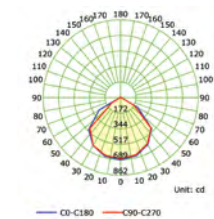
90°

■ RAL 7024



SAVA S 20

PHOTOMETRIC DIAGRAM



3022710 20W 2000lm 6000K

OUTDOOR LED
FLOODLIGHTS

GENERAL INFORMATION

SAVA S 1st generation, is an economic family of waterproof, IP44, projectors equipped with SMD LEDs & PIR sensor.

Mounting arm of profiled steel board, also painted in sandblasted dark grey color.

Transparent tempered glass diffuser with a thickness of 4 mm.

Constant current LEDs drivers included.

Housing of die-cast aluminum alloy, with high coefficient of thermal dispersion, electrostatically painted in sandblasted dark grey color.

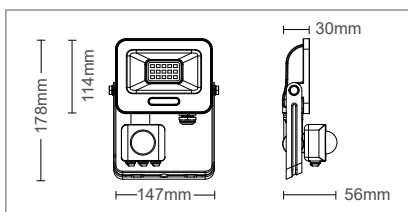
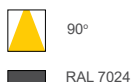

Power supply cable covered by rubber, 3x0,75 mm², with 0,15m length.

PIR sensor settings:

Detection range: 12m long & 4m high.

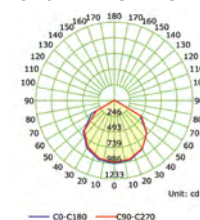
Time setting: (10sec-4min).

Sensitivity adjustment: (10-2000 lux).



SAVA S 30

PHOTOMETRIC DIAGRAM



3022720 30W 3000lm 6000K

GENERAL INFORMATION

SAVA S 1st generation, is an economic family of waterproof, IP44, projectors equipped with SMD LEDs & PIR sensor.

Mounting arm of profiled steel board, also painted in sandblasted dark grey color.

Transparent tempered glass diffuser with a thickness of 4 mm.

Constant current LEDs drivers included.

Housing of die-cast aluminum alloy, with high coefficient of thermal dispersion, electrostatically painted in sandblasted dark grey color.

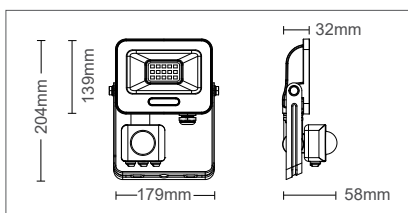
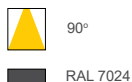
Power supply cable covered by rubber, 3x0,75 mm², with 0,15m length.

PIR sensor settings:

Detection range: 12m long & 4m high.

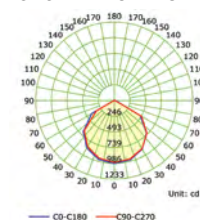
Time setting: (10sec-4min).

Sensitivity adjustment: (10-2000 lux).



SAVA S 50

PHOTOMETRIC DIAGRAM

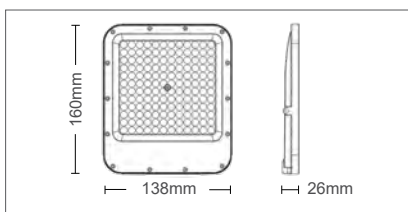
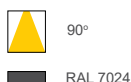
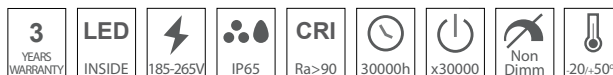


3022730 50W 5000lm 6000K

OUTDOOR LED
FLOODLIGHTS

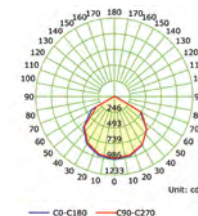
GENERAL INFORMATION

RONA, is a high end family of waterproof, IP65, projectors equipped with SMD LEDs. The solutions subject of proposal vary in terms of form and type of installation, with one common denominator: the quality of our products. Mounting arm of profiled steel board, also painted in sandblasted dark grey color. Transparent diffuser made by PC. Constant current LEDs drivers included. Housing of die-cast aluminum alloy, with high coefficient of thermal dispersion, electrostatically painted in sandblasted dark grey color, RAL 7024. Power supply cable covered by rubber, 3x0,75 mm², with 0,3m length.



RONA 30

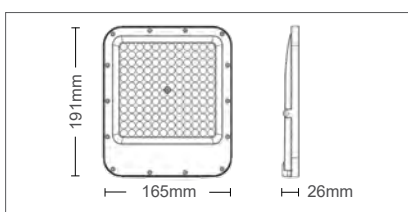
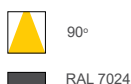
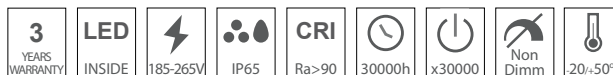
PHOTOMETRIC DIAGRAM



3022740	30W	3540lm	4000K
3022750	30W	3600lm	6000K

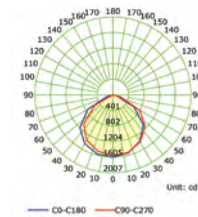
GENERAL INFORMATION

RONA, is a high end family of waterproof, IP65, projectors equipped with SMD LEDs. The solutions subject of proposal vary in terms of form and type of installation, with one common denominator: the quality of our products. Mounting arm of profiled steel board, also painted in sandblasted dark grey color. Transparent diffuser made by PC. Constant current LEDs drivers included. Housing of die-cast aluminum alloy, with high coefficient of thermal dispersion, electrostatically painted in sandblasted dark grey color, RAL 7024. Power supply cable covered by rubber, 3x0,75 mm², with 0,3m length.



RONA 50

PHOTOMETRIC DIAGRAM

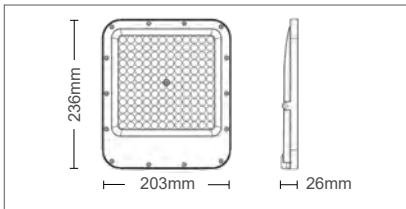
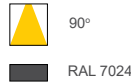
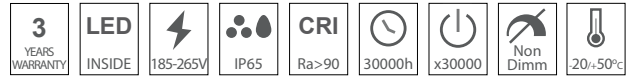


3022760	50W	5900lm	4000K
3022770	50W	6000lm	6000K

OUTDOOR LED
FLOODLIGHTS

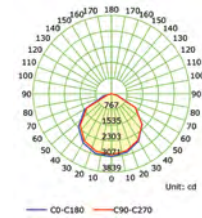
GENERAL INFORMATION

RONA, is a high end family of waterproof, P65, projectors equipped with SMD LEDs.
The solutions subject of proposal vary in terms of form and type of installation, with one common denominator: the quality of our products.
Mounting arm of profiled steel board, also painted in sandblasted dark grey color.
Transparent diffuser made by PC.
Constant current LEDs drivers included.
Housing of die-cast aluminum alloy, with high coefficient of thermal dispersion, electrostatically painted in sandblasted dark grey color, RAL 7024.
Power supply cable covered by rubber, 3x0,75 mm², with 0,3m length.



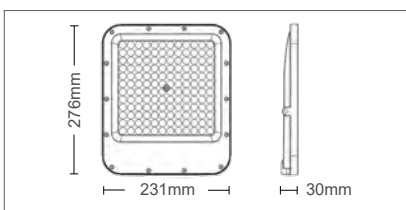
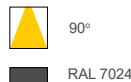
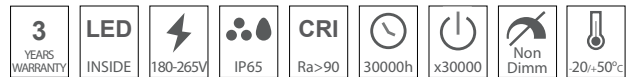
RONA 100

PHOTOMETRIC DIAGRAM



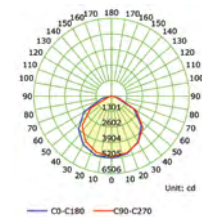
GENERAL INFORMATION

RONA, is a high end family of waterproof, IP65, projectors equipped with SMD LEDs.
The solutions subject of proposal vary in terms of form and type of installation, with one common denominator: the quality of our products.
Mounting arm of profiled steel board, also painted in sandblasted dark grey color.
Transparent diffuser made by PC.
Constant current LEDs drivers included.
Housing of die-cast aluminum alloy, with high coefficient of thermal dispersion, electrostatically painted in sandblasted dark grey color, RAL 7024.
Power supply cable covered by rubber, 3x0,75 mm², with 0,3m length.



RONA 150

PHOTOMETRIC DIAGRAM



OUTDOOR LED
 FLOODLIGHTS

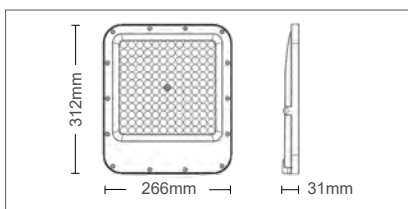
GENERAL INFORMATION

RONA, is a high end family of waterproof, IP65, projectors equipped with SMD LEDs. The solutions subject of proposal vary in terms of form and type of installation, with one common denominator: the quality of our products. Mounting arm of profiled steel board, also painted in sandblasted dark grey color. Transparent diffuser made by PC. Constant current LEDs drivers included. Housing of die-cast aluminum alloy, with high coefficient of thermal dispersion, electrostatically painted in sandblasted dark grey color, RAL 7024. Power supply cable covered by rubber, 3x0,75 mm², with 0,3m length.

- 3 YEARS WARRANTY
- LED INSIDE
- 185-265V
- IP65
- CRI Ra>90
- 30000h
- x30000
- Non Dimm
- 20÷50°C

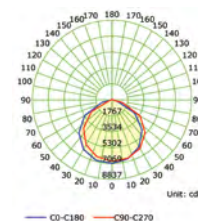


- 90°
- RAL 7024



RONA 200

PHOTOMETRIC DIAGRAM



3022810 200W 24000lm 6000K

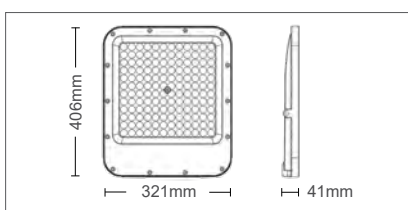
GENERAL INFORMATION

RONA, is a high end family of waterproof, IP65, projectors equipped with SMD LEDs. The solutions subject of proposal vary in terms of form and type of installation, with one common denominator: the quality of our products. Mounting arm of profiled steel board, also painted in sandblasted dark grey color. Transparent diffuser made by PC. Constant current LEDs drivers included. Housing of die-cast aluminum alloy, with high coefficient of thermal dispersion, electrostatically painted in sandblasted dark grey color, RAL 7024. Power supply cable covered by rubber, 3x0,75 mm², with 0,3m length.

- 3 YEARS WARRANTY
- LED INSIDE
- 185-265V
- IP65
- CRI Ra>90
- 30000h
- x30000
- Non Dimm
- 20÷50°C

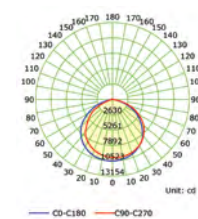


- 90°
- RAL 7024



RONA 300

PHOTOMETRIC DIAGRAM



3022820 300W 36000lm 6000K



OUTDOOR LED FLOODLIGHTS

GENERAL INFORMATION

RONA, is a high end family of waterproof, IP65, projectors equipped with SMD LEDs.

The solutions subject of proposal vary in terms of form and type of installation, with one common denominator: the quality of our products.

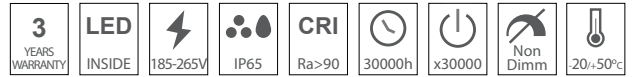
Mounting arm of profiled steel board, also painted in sandblasted dark grey color.

Transparent diffuser made by PC.

Constant current LEDs drivers included.

Housing of die-cast aluminum alloy, with high coefficient of thermal dispersion, electrostatically painted in sandblasted dark grey color, RAL 7024.

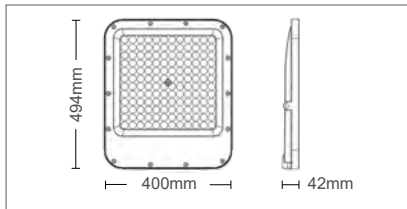
Power supply cable covered by rubber, 3x0,75 mm², with 0,3m length.



90°

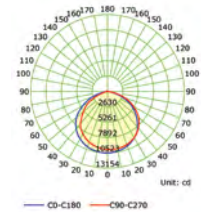


RAL 7024



RONA 400

PHOTOMETRIC DIAGRAM



3022830 400W 48000lm 6000K



OUTDOOR LED
FLOODLIGHTS

GENERAL INFORMATION

TARA, is a family of waterproof, IP65, work projectors equipped with SMD LEDs.

The solutions subject of proposal vary in terms of form and type of installation, with one common denominator: the quality of our products.

Lenses of polycarbonate.

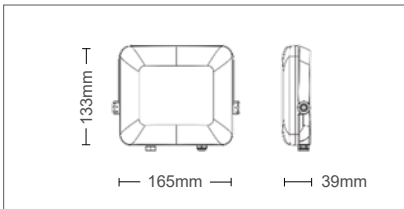
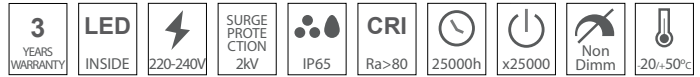
Opal diffuser made of polycarbonate.

Housing of die-cast aluminum alloy, with high coefficient of thermal dispersion, electrostatically painted in sand black color.

Mounting arm with grip and rotatable screws in order to give to the floodlight the desired angle.

It is equipped with Surge protection of 2kV.

Power supply cable covered by rubber, 3x0.75 mm², with 1.5m length and schuko plug.



TARA 30

3022840 30W 2400lm 4000K



GENERAL INFORMATION

TARA, is a family of waterproof, IP65, work projectors equipped with SMD LEDs.

The solutions subject of proposal vary in terms of form and type of installation, with one common denominator: the quality of our products.

Lenses of polycarbonate.

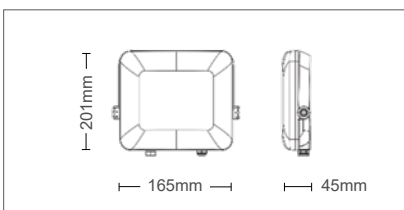
Opal diffuser made of polycarbonate.

Housing of die-cast aluminum alloy, with high coefficient of thermal dispersion, electrostatically painted in sand black color.

Mounting arm with grip and rotatable screws in order to give to the floodlight the desired angle.

It is equipped with Surge protection of 4kV.

Power supply cable covered by rubber, 3x0.75 mm², with 1.5m length and schuko plug.



TARA 50

3022850 50W 4000lm 4000K



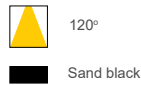
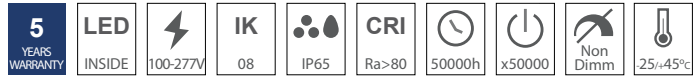
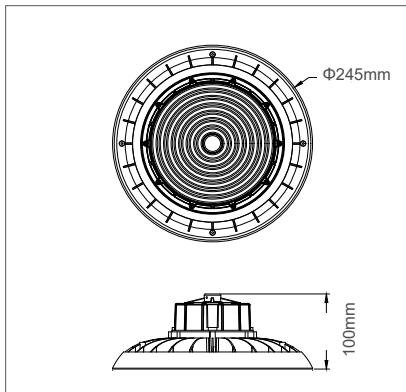
12

INDUSTRIAL LIGHTS
HIGHBAYS AND TRIPROOF FIXTURES

INDUSTRIAL LED
HIGHBAYS

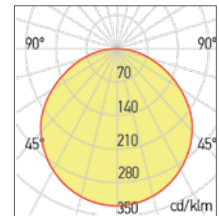
GENERAL INFORMATION

SPACE is a family of suspended mounting high-bays equipped with high lumen SMD LEDs.
Housing (heat sink) of die-cast aluminum alloy electrostatically painted in sand black.
Suspension ring of die-cast steel.
Available with clear polycarbonate lenses for the 120° version and cover from glass.
Constant current LED driver, equipped with shortcircuit, overload and overtemperature protections.



SPACE 100

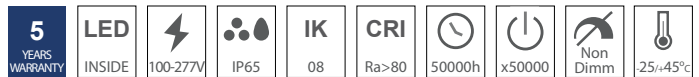
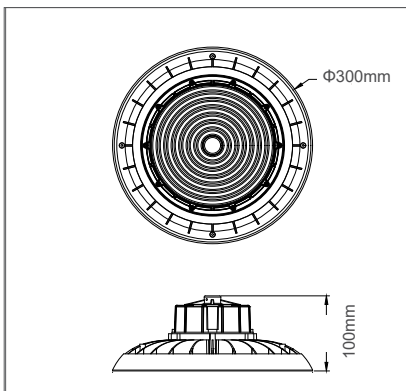
PHOTOMETRIC DIAGRAM



3022870 100W 15000lm 4500K

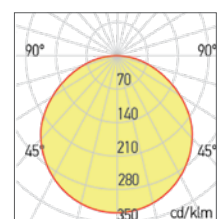
GENERAL INFORMATION

SPACE is a family of suspended mounting high-bays equipped with high lumen SMD LEDs.
Housing (heat sink) of die-cast aluminum alloy electrostatically painted in sand black.
Suspension ring of die-cast steel.
Available with clear polycarbonate lenses for the 110° version and cover from glass.
Constant current LED driver, equipped with shortcircuit, overload and overtemperature protections.



SPACE 150

PHOTOMETRIC DIAGRAM



3022880 150W 22500lm 4500K



INDUSTRIAL LED HIGHBAYS

GENERAL INFORMATION

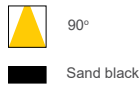
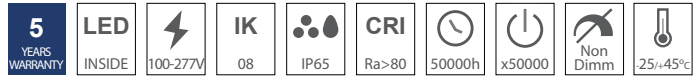
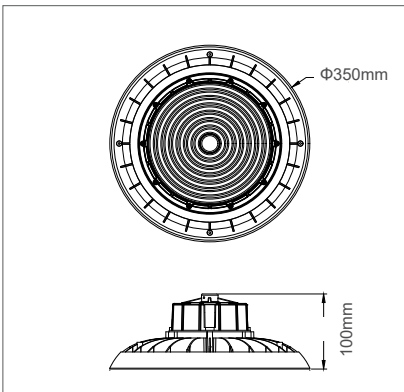
SPACE is a family of suspended mounting high-bays equipped with high lumen SMD LEDs.

Housing (heat sink) of die-cast aluminum alloy electrostatically painted in sand black.

Suspension ring of die-cast steel.

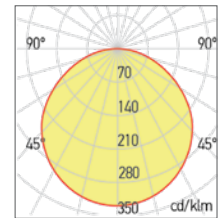
Available with clear polycarbonate lenses for the 90° version and cover from glass.

Constant current LED driver, equipped with shortcircuit, overload and overtemperature protections.



SPACE 200

PHOTOMETRIC DIAGRAM

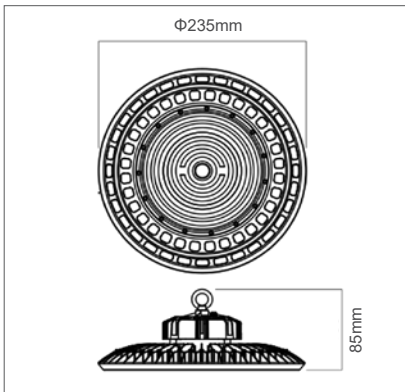


3022890 200W 30000lm 4500K



GENERAL INFORMATION

TECHOLED is a family of suspended mounting highbays equipped with SMD LEDs.
 Housing (heat sink) of die-cast aluminum alloy electrostatically painted in dark grey.
 Suspension ring of die-cast steel.
 Available with clear polycarbonate lenses for the 110° version with cover of glass.
 Constant current LED driver, equipped with shortcircuit, overload and overtemperature protections.



INDUSTRIAL LED HIGHBAYS

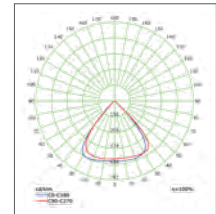
- 2 YEARS WARRANTY
- LED INSIDE
- 180-265V
- IK 08
- IP65
- CRI Ra>80
- 30000h
- x15000
- Non Dimm
- 20/+45°C



- 110°
- Dark grey

TECHOLED 100

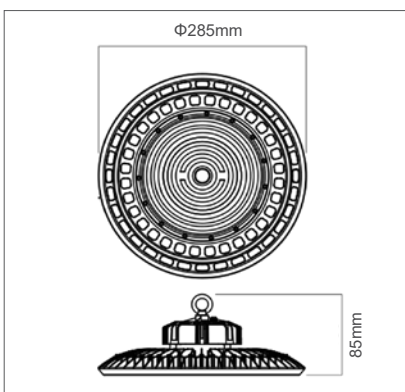
PHOTOMETRIC DIAGRAM



3022400 100W 10000lm 5000K

GENERAL INFORMATION

TECHOLED is a family of suspended mounting highbays equipped with SMD LEDs.
 Housing (heat sink) of die-cast aluminum alloy electrostatically painted in dark grey.
 Suspension ring of die-cast steel.
 Available with clear polycarbonate lenses for the 110° version with cover of glass.
 Constant current LED driver, equipped with shortcircuit, overload and overtemperature protections.



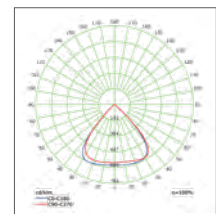
- 2 YEARS WARRANTY
- LED INSIDE
- 185-265V
- IP65
- IK 08
- CRI Ra>80
- 30000h
- x15000
- Non Dimm
- 20/+45°C



- 110°
- Dark grey

TECHOLED 150

PHOTOMETRIC DIAGRAM

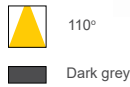
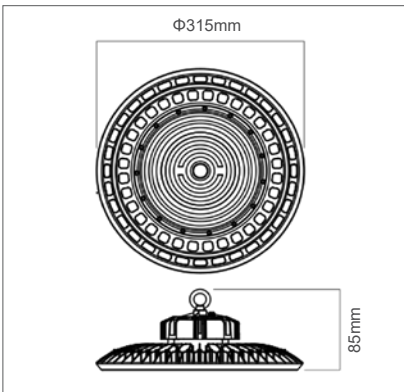
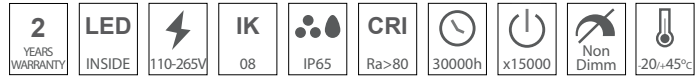


3022410 150W 15000lm 5000K

INDUSTRIAL LED
HIGHBAYS

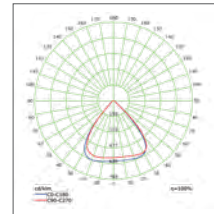
GENERAL INFORMATION

TECHOLED is a family of suspended mounting highbays equipped with SMD LEDs.
Housing (heat sink) of die-cast aluminum alloy electrostatically painted in dark grey.
Suspension ring of die-cast steel.
Available with clear polycarbonate lenses for the 110° version with cover of glass.
Constant current LED driver, equipped with shortcircuit, overload and overtemperature protections.



TECHOLED 200

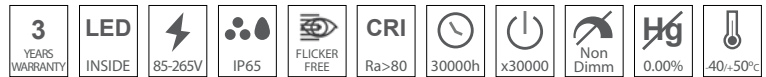
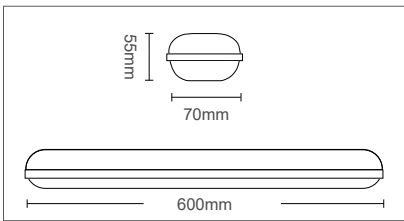
PHOTOMETRIC DIAGRAM



3022421 200W 20000lm 6000K

TECHNICAL SPECIFICATIONS

Power	
20W	
Luminous Flux	
2400LM	
Color Temperature	
4500K	
CRI	80
Power Factor	>95
Voltage Range	85-265V
Beam Angle	120°
Protection Class	IP65
Working Temperature	-40°C/+50°C
Main Material	ABS & PC

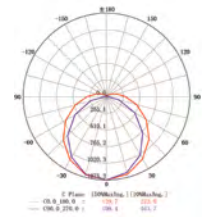


TRILINE 60

TRILINE is a family of dustproof light fittings, IP65, surface or suspended mounted, equipped with linear SMD LED modules. UV stabilized polycarbonate diffuser & ABS body. Two galvanized steel clamps for surface mounting of the luminaire. Reflector of steel sheet, electrostatically painted in white. Fixture is linkable.

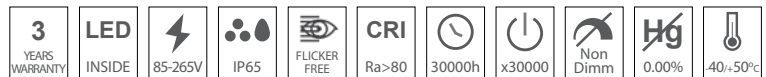
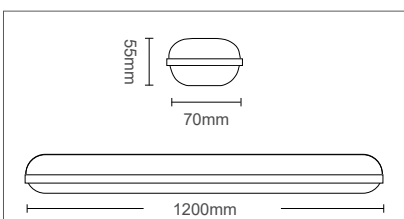
3310760 - White color

PHOTOMETRIC DIAGRAM



TECHNICAL SPECIFICATIONS

Power	
40W	
Luminous Flux	
4800LM	
Color Temperature	
4500K	
CRI	80
Power Factor	>95
Voltage Range	85-265V
Beam Angle	120°
Protection Class	IP65
Working Temperature	-40°C/+50°C
Main Material	ABS & PC

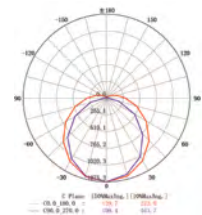


TRILINE 120

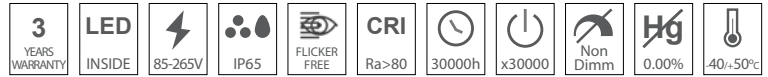
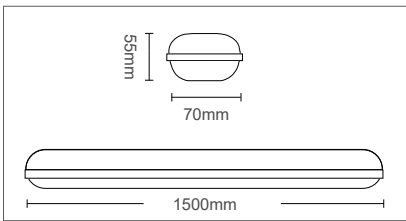
TRILINE is a family of dustproof light fittings, IP65, surface or suspended mounted, equipped with linear SMD LED modules. UV stabilized polycarbonate diffuser & ABS body. Two galvanized steel clamps for surface mounting of the luminaire. Reflector of steel sheet, electrostatically painted in white. Fixture is linkable.

3310770 - White color

PHOTOMETRIC DIAGRAM



TECHNICAL SPECIFICATIONS	
Power	60W
Luminous Flux	7200LM
Color Temperature	4500K
CRI	80
Power Factor	>95
Voltage Range	85-265V
Beam Angle	120°
Protection Class	IP65
Working Temperature	-40°C/+50°C
Main Material	ABS & PC


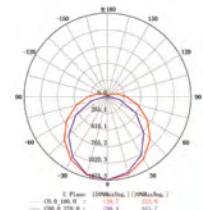


TRILINE 150

TRILINE is a family of dustproof light fittings, IP65, surface or suspended mounted, equipped with linear SMD LED modules. UV stabilized polycarbonate diffuser & ABS body. Two galvanized steel clamps for surface mounting of the luminaire. Reflector of steel sheet, electrostatically painted in white. Fixture is linkable.

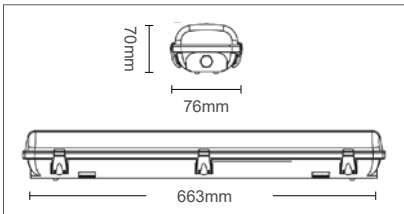
3310780 - White color

PHOTOMETRIC DIAGRAM



GENERAL INFORMATION

VIGO PC is a family of single & double triproof light fittings, IP65, surface or suspended mounted. Ready to operate with single ended led tubes (60/120/150cm), T8 G13 base. (bulbs are not included). Body made of ABS. UV stabilized polycarbonate diffuser. Two galvanized steel clamps for surface mounting of the luminaire. Two fibreglass nylon cable glands. Reflector of steel sheet, electrostatically painted in white. Equipped with stainless steel fixing clamps.



VIGO PC 601

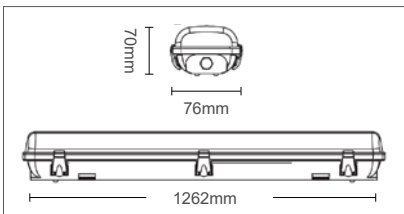
3310700 - for 1x60cm led tube single ended

clips made of stainless steel



GENERAL INFORMATION

VIGO PC is a family of single & double triproof light fittings, IP65, surface or suspended mounted. Ready to operate with single ended led tubes (60/120/150cm), T8 G13 base. (bulbs are not included). Body made of ABS. UV stabilized polycarbonate diffuser. Two galvanized steel clamps for surface mounting of the luminaire. Two fibreglass nylon cable glands. Reflector of steel sheet, electrostatically painted in white. Equipped with stainless steel



VIGO PC 1201

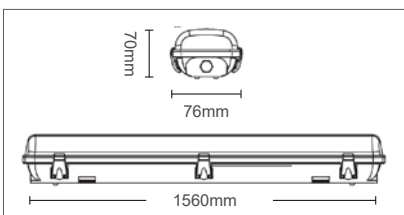
3310720 - for 1x120cm led tube single ended

clips made of stainless steel



GENERAL INFORMATION

VIGO PC is a family of single & double triproof light fittings, IP65, surface or suspended mounted. Ready to operate with single ended led tubes (60/120/150cm), T8 G13 base. (bulbs are not included). Body made of ABS. UV stabilized polycarbonate diffuser. Two galvanized steel clamps for surface mounting of the luminaire. Two fibreglass nylon cable glands. Reflector of steel sheet, electrostatically painted in white. Equipped with stainless steel



VIGO PC 1501

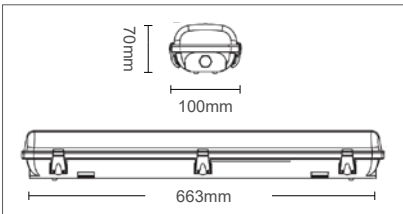
3310740 - for 1x150cm led tube single ended

clips made of stainless steel



GENERAL INFORMATION

VIGO PC is a family of single & double triproof light fittings, IP65, surface or suspended mounted. Ready to operate with single ended led tubes (60/120/150cm), T8 G13 base. (bulbs are not included). Body made of ABS. UV stabilized polycarbonate diffuser. Two galvanized steel clamps for surface mounting of the luminaire. Two fibreglass nylon cable glands. Reflector of steel sheet, electrostatically painted in white. Equipped with stainless steel



VIGO PC 602

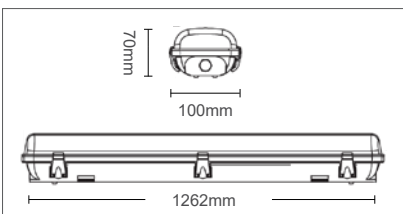
3310710 - for 2x60cm led tubes single ended

clips made of stainless steel



GENERAL INFORMATION

VIGO PC is a family of single & double triproof light fittings, IP65, surface or suspended mounted. Ready to operate with single ended led tubes (60/120/150cm), T8 G13 base. (bulbs are not included). Body made of ABS. UV stabilized polycarbonate diffuser. Two galvanized steel clamps for surface mounting of the luminaire. Two fibreglass nylon cable glands. Reflector of steel sheet, electrostatically painted in white. Equipped with stainless steel



VIGO PC 1202

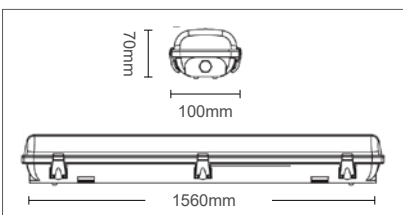
3310730 - for 2x120cm led tubes single ended

clips made of stainless steel



GENERAL INFORMATION

VIGO PC is a family of single & double triproof light fittings, IP65, surface or suspended mounted. Ready to operate with single ended led tubes (60/120/150cm), T8 G13 base. (bulbs are not included). Body made of ABS. UV stabilized polycarbonate diffuser. Two galvanized steel clamps for surface mounting of the luminaire. Two fibreglass nylon cable glands. Reflector of steel sheet, electrostatically painted in white. Equipped with stainless steel



VIGO PC 1502

3310750 - for 2x150cm led tubes single ended

clips made of stainless steel



2024
lighting
electrical
catalog

13



URBAN LIGHTS
PARK & STREET LIGHT FIXTURES

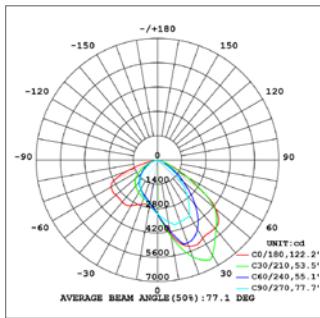
GENERAL INFORMATION

TIGER is a led street light luminaire with adjustable tilt angle, 0-150°. The luminaire is equipped with LUMILEDS LED modules. Can be installed on mounting arm with Internal diameter max. $\Phi 60\text{mm}$. Housing of die-cast aluminum, electrostatically painted in Anthracite color (RAL 7024). Optical system with anti UV treatment polycarbonate diffuser. Constant current waterproof LED driver. Surge protection device (4 kV) included. Connection cable 3x0.75 mm² with a length of 0,3m.

3 YEARS WARRANTY	100-265V	30000h	x30000	Non Dimm	IK 08	IP65	P.F. >0.90	CRI Ra>80	40-60°C
-------------------------------	-----------------	---------------	---------------	-----------------	--------------	-------------	----------------------	---------------------	----------------



 75°/130°
 Anthracite RAL7016

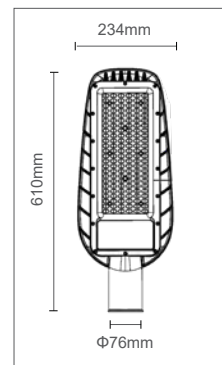
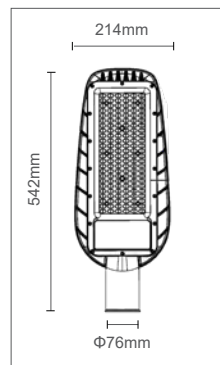
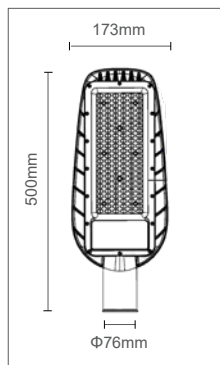
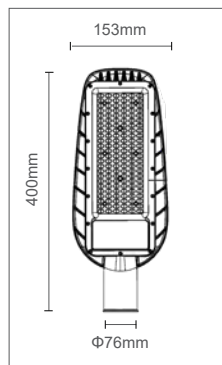
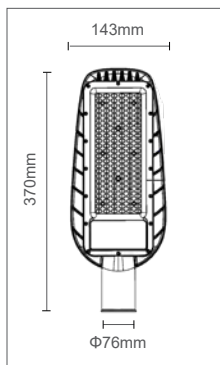


ASYMMETRIC OPTION 75°/130°

TIGER



3104400	30W	3600lm	4000K	1,6kg
3104410	30W	3600lm	6500K	1,6kg
3104420	50W	6000lm	4000K	1,8kg
3104430	50W	6000lm	6500K	1,8kg
3104440	100W	12000lm	4000K	2,0kg
3104450	100W	12000lm	6500K	2,0kg
3104460	150W	18000lm	4000K	2,2kg
3104470	150W	18000lm	6500K	2,2kg
3104480	200W	24000lm	4000K	2,5kg
3104490	200W	24000lm	6500K	2,5kg



GENERAL INFORMATION

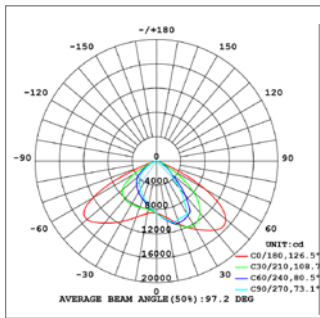
GIRAFFE is a High lumens led street light luminaire with adjustable tilt angle, 0-90°. The luminaire is equipped with LUMILEDS LED modules. Can be installed on mounting arm with Internal diameter max. $\Phi 60\text{mm}$. Housing of die-cast aluminum, electrostatically painted in Anthracite color (RAL 7024). Optical system with anti UV treatment polycarbonate diffuser. Constant current waterproof LED driver. Surge protection device (4 kV) included. Connection cable $3 \times 0.75 \text{ mm}^2$ with a length of 0,3m.

5 YEARS WARRANTY	100-265V	30000h	x30000	Non Dimm	IK 08	IP65	P.F. >0.90	CRI Ra>80	40,-60°C
-------------------------------	----------	--------	--------	----------	-----------------	------	----------------------	---------------------	----------



75°/130°

Anthracite RAL7016

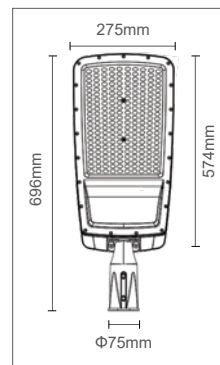
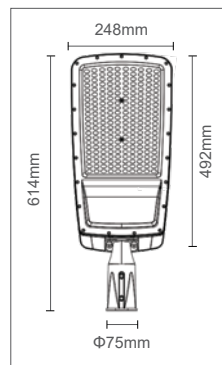
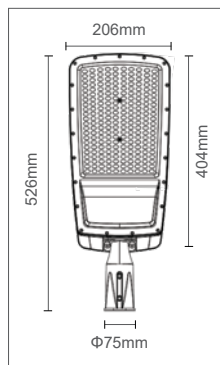
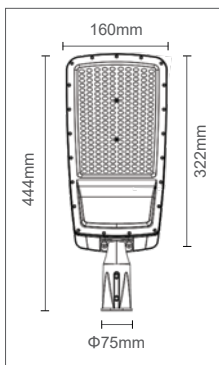


ASYMMETRIC OPTION 75°/130°

GIRAFFE

LUMILEDS

3104500	50W	7500lm	4000K	1,8kg
3104510	50W	7500lm	6500K	1,8kg
3104520	100W	15000lm	4000K	2,3kg
3104530	100W	15000lm	6500K	2,3kg
3104540	150W	22500lm	4000K	2,7kg
3104550	150W	22500lm	6500K	2,7kg
3104560	200W	30000lm	4000K	3,1kg
3104570	200W	30000lm	6500K	3,1kg



GENERAL INFORMATION

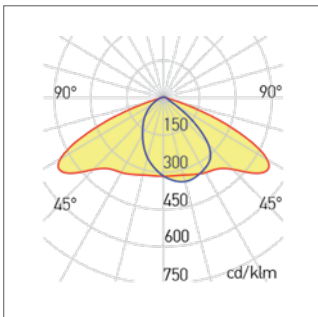
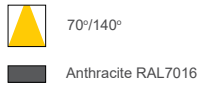
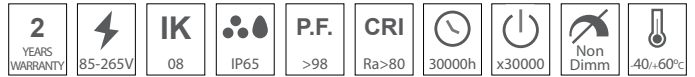
CITYLUX R are led street light luminaires with non adjustable tilt angle. The luminaires are equipped with SANAN LED modules.

Can be installed on mounting arm with Internal diameter max. $\Phi 50\text{mm}$ (for CITYLUX-R30) and $\Phi 60\text{mm}$ for the rest 2 models.

Housing of die-cast aluminum, electrostatically painted in Anthracite color (RAL 7024).

Optical system with PMMA lenses. Surge protection device (4kV) included.

Connection cable $3 \times 0.5\text{mm}^2$ with a length of 0,2m.

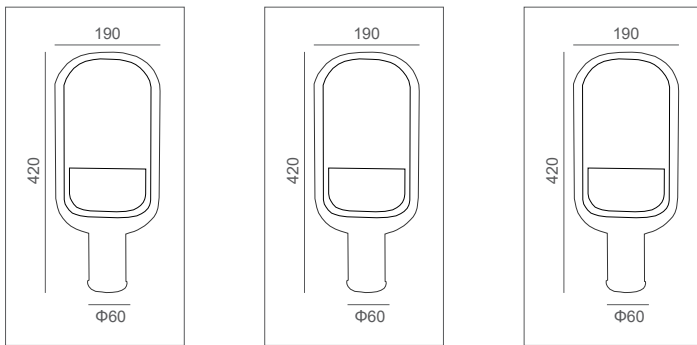


ASYMMETRIC OPTION 70°/140°

CITYLUX R



3102000	30W	4200lm	3000K	3,5kg
3102010	30W	4200lm	4000K	3,5kg
3102020	30W	4200lm	6000K	3,5kg



GENERAL INFORMATION

LION S is a led street light luminaire with non adjustable tilt angle. The luminaire is equipped with OS-RAM LED modules. Can be installed on mounting arm with Internal diameter max. $\Phi 60$ mm. One model of housing for four different wattages. Housing and mounting element of die-cast aluminum, electrostatically painted. Optical system with anti UV treatment polycarbonate lenses. Tempered glass diffuser with 4 mm thickness, with black decorative border. Constant current waterproof LED driver. Surge protection device (10 kV) included. Wind trap area: 0.21 m². Connection cable 3x1 mm² with a length of 0,7m. Short circuit, overvoltage, overcurrent and overtemperature protection. Option for different CCT depending on the project. Option for different drivers depending on the project. Option for different housing color depending on the project. Gasket: EPDM Gasket (Hardness value A 20-25) Nema socket optional. Adapter made according to the NEMA standard. Remotely controls the luminaire and accepts remote commands using WiFi or ZigBee protocol. Various wattages, body color, kelvins, available on demand.



5 YEARS WARRANTY								IK 10			P.F. >98	CRI Ra>92
-------------------------------	--	--	--	--	--	--	--	-----------------	--	--	--------------------	---------------------

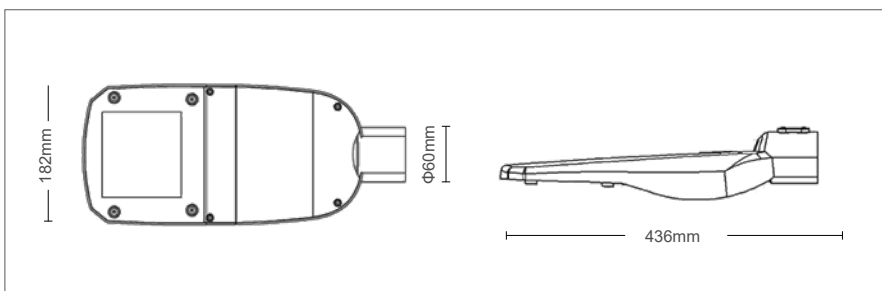
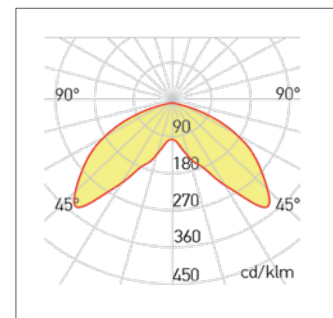
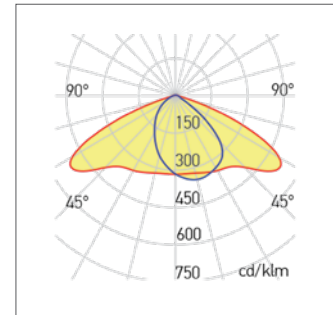


- 120°
- 70°/140°
- Anthracite RAL7016

LION S



3102000	30W	4200lm	3000K	3,5kg
3102010	30W	4200lm	4000K	3,5kg
3102020	30W	4200lm	6000K	3,5kg
3102030	40W	5600lm	3000K	3,5kg
3102040	40W	5600lm	4000K	3,5kg
3102050	40W	5600lm	6000K	3,5kg
3102060	60W	8400lm	3000K	3,5kg
3102070	60W	8400lm	4000K	3,5kg
3102080	60W	8400lm	6000K	3,5kg
3102090	80W	11200lm	3000K	3,5kg
3102100	80W	11200lm	4000K	3,5kg
3102110	80W	11200lm	6000K	3,5kg



GENERAL INFORMATION

LION M is a led street light luminaire with adjustable tilt angle (10°-15°). The luminaire is equipped with OS-RAM LED modules.

Can be installed on mounting arm with Internal diameter max. $\Phi 60\text{mm}$. One model of housing for eight different wattages.

Housing and mounting element of die-cast aluminum, electrostatically painted.

Optical system with anti UV treatment polycarbonate lenses. Tempered glass diffuser with 4 mm thickness, with black decorative border.

Constant current waterproof LED driver.

Surge protection device (10 kV) included.

Wind trap area: 0.21 m².

Connection cable 3x1 mm² with a length of 0,7m.

Short circuit, overvoltage, overcurrent and overtemperature protection.

Option for different CCT depending on the project.

Option for different drivers depending on the project.

Option for different housing color depending on the project.

Gasket: EPDM Gasket (Hardness value A 20-25)

Nema socket optional. Adapter made according to the NEMA standard.

Remotely controls the luminaire and accepts remote commands using WiFi or ZigBee protocol.

Various wattages, body color, kelvins, available on demand.



NEMA SOCKET

5 YEARS WARRANTY	CERTIFIED	85-320V	100000h	x50000	DALI Dimm	1-10V Dimm	Non Dimm	IK 10	-40..60°C	IP66	P.F. >98	CRI Ra>92
-------------------------------	-----------	---------	---------	--------	-----------	------------	----------	-------	-----------	------	----------	-----------



120°

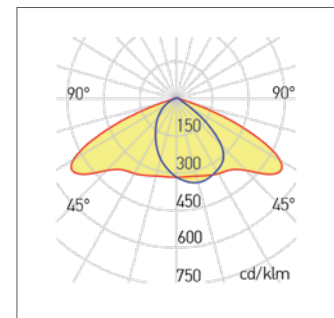
70°/140°

Anthracite RAL7016

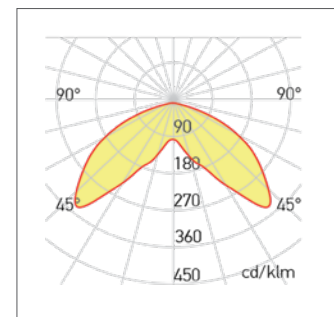
LION M



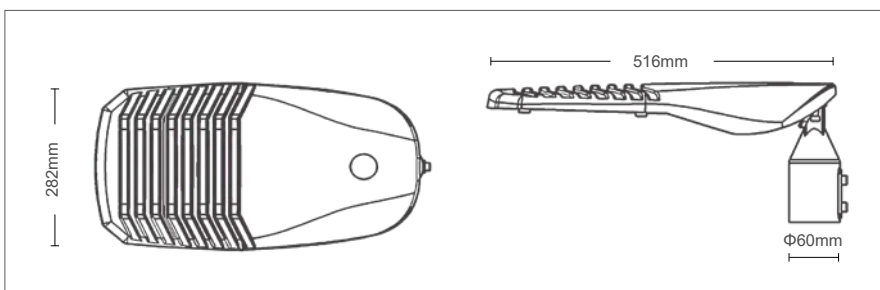
3102120	30W	4200lm	3000K	5,5kg
3102130	30W	4200lm	4000K	5,5kg
3102140	30W	4200lm	6000K	5,5kg
3102150	40W	5600lm	3000K	5,5kg
3102160	40W	5600lm	4000K	5,5kg
3102170	40W	5600lm	6000K	5,5kg
3102180	60W	8400lm	3000K	5,5kg
3102190	60W	8400lm	4000K	5,5kg
3102200	60W	8400lm	6000K	5,5kg
3102210	80W	11200lm	3000K	5,5kg
3102220	80W	11200lm	4000K	5,5kg
3102230	80W	11200lm	6000K	5,5kg
3102240	100W	14000lm	3000K	5,5kg
3102250	100W	14000lm	4000K	5,5kg
3102260	100W	14000lm	6000K	5,5kg
3102270	120W	16800lm	3000K	5,5kg
3102280	120W	16800lm	4000K	5,5kg
3102290	120W	16800lm	6000K	5,5kg
3102300	140W	19600lm	3000K	5,5kg
3102310	140W	19600lm	4000K	5,5kg
3102320	140W	19600lm	6000K	5,5kg
3102330	160W	22400lm	3000K	5,5kg
3102340	160W	22400lm	4000K	5,5kg
3102350	160W	22400lm	6000K	5,5kg



ASYMMETRIC OPTION 70°/140°



SYMMETRIC OPTION 120°



GENERAL INFORMATION

LION X is a led street light luminaire with adjustable tilt angle (10°-15°). The luminaire is equipped with OS-RAM LED modules.

Can be installed on mounting arm with Internal diameter max. $\Phi 60\text{mm}$. One model of housing for seven different wattages.

Housing and mounting element of die-cast aluminum, electrostatically painted.

Optical system with anti UV treatment polycarbonate lenses. Tempered glass diffuser with 4 mm thickness, with black decorative border.

Constant current waterproof LED driver.

Surge protection device (10 kV) included.

Wind trap area: 0.21 m².

Connection cable 3x1 mm² with a length of 0,7m.

Short circuit, overvoltage, overcurrent and overtemperature protection.

Option for different CCT depending on the project.

Option for different drivers depending on the project.

Option for different housing color depending on the project.

Gasket: EPDM Gasket (Hardness value A 20-25)

Nema socket optional. Adapter made according to the NEMA standard.

Remotely controls the luminaire and accepts remote commands using WiFi or ZigBee protocol.

Various wattages, body color, kelvins, available on demand.



5 YEARS WARRANTY	CERTIFIED	85-320V	100000h	x50000	DALI Dimm	1-10V Dimm	Non Dimm	IK 10	-40-60°C	IP66	P.F. >98	CRI Ra>92
-------------------------------	-----------	---------	---------	--------	-----------	------------	----------	-----------------	----------	------	--------------------	---------------------



120°

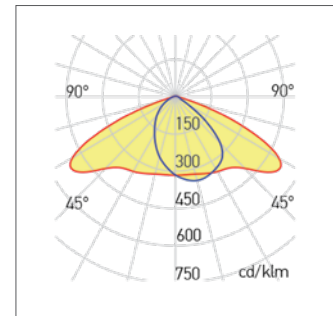
70°/140°

Anthracite RAL7016

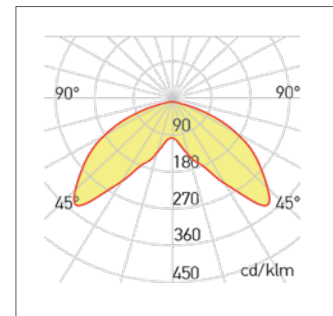
LION X



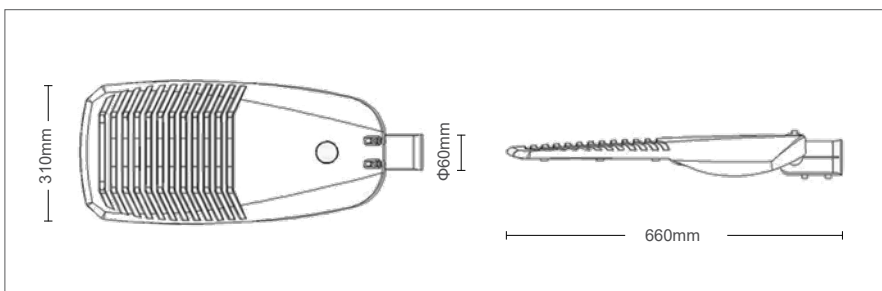
3102360	120W	16800lm	3000K	7,5kg
3102370	120W	16800lm	4000K	7,5kg
3102380	120W	16800lm	6000K	7,5kg
3102390	140W	19600lm	3000K	7,5kg
3102400	140W	19600lm	4000K	7,5kg
3102410	140W	19600lm	6000K	7,5kg
3102420	160W	22400lm	3000K	7,5kg
3102430	160W	22400lm	4000K	7,5kg
3102440	160W	22400lm	6000K	7,5kg
3102450	180W	25200lm	3000K	7,5kg
3102460	180W	25200lm	4000K	7,5kg
3102470	80W	25200lm	6000K	7,5kg
3102480	200W	28000lm	3000K	7,5kg
3102490	200W	28000lm	4000K	7,5kg
3102500	200W	28000lm	6000K	7,5kg
3102510	220W	30800lm	3000K	7,5kg
3102520	220W	30800lm	4000K	7,5kg
3102530	220W	30800lm	6000K	7,5kg
3102540	240W	33600lm	3000K	7,5kg
3102550	240W	33600lm	4000K	7,5kg
3102560	240W	33600lm	6000K	7,5kg



ASYMMETRIC OPTION 70°/140°




SYMMETRIC OPTION 120°



GENERAL INFORMATION

RINA is a led street light luminaire with non adjustable tilt angle.
 The luminaire is equipped with OS-RAM LED modules.
 Can be installed on mounting arm with Internal diameter max. $\Phi 60\text{mm}$ or suspended on a wire between two buildings.
 One model of housing for five different wattages.
 Housing and mounting element of die-cast aluminum, electrostatically painted.
 Optical system with anti UV treatment polycarbonate lenses.
 Constant current waterproof LED driver.
 Surge protection device (10 kV) included.
 Wind trap area: 0.21 m^2 .
 Connection cable $3 \times 1\text{ mm}^2$ $0,7\text{m}$.
 Short circuit, overvoltage, overcurrent and overtemperature protection.
 Option for different CCT depending on the project.
 Option for different drivers depending on the project.
 Option for different housing color depending on the project.
 Gasket: EPDM Gasket (Hardness value A 20-25).
 Nema socket optional. Adapter made according to the NEMA standard.
 Remotely controls the luminaire and accepts remote commands using WiFi or ZigBee protocol.
 Various wattages, body color, kelvins, available on demand.

5 YEARS WARRANTY	85-320V	100000h	x50000	DALI Dimm	1-10V Dimm	Non Dimm	IK 10	-40..+60°C	IP66	P.F. >98	CRI Ra>92
-------------------------------	---------	---------	--------	-----------	------------	----------	-----------------	------------	------	--------------------	---------------------

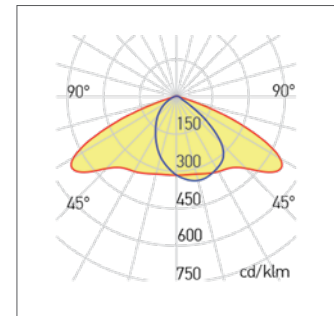


- 120°
- 70°/140°
- Anthracite RAL7016

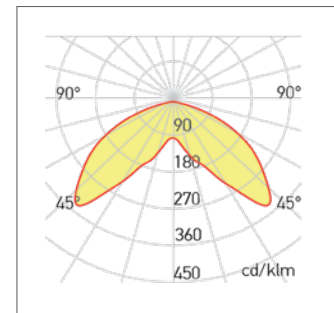
RINA



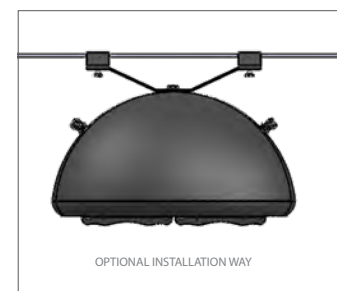
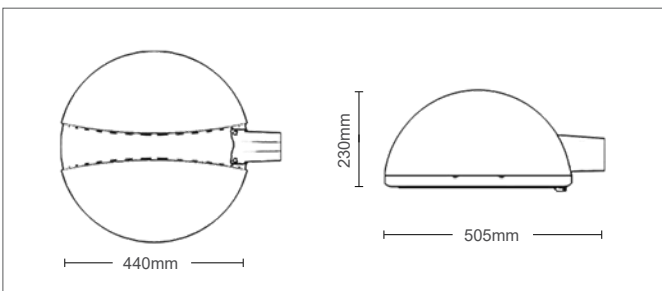
3102570	30W	3900lm	3000K	6,8kg
3102580	30W	3900lm	4000K	6,8kg
3102590	30W	3900lm	6000K	6,8kg
3102600	40W	5200lm	3000K	6,8kg
3102610	40W	5200lm	4000K	6,8kg
3102620	40W	5200lm	6000K	6,8kg
3102630	50W	6500lm	3000K	6,8kg
3102640	50W	6500lm	4000K	6,8kg
3102650	50W	6500lm	6000K	6,8kg
3102660	60W	7800lm	3000K	6,8kg
3102670	60W	7800lm	4000K	6,8kg
3102680	60W	7800lm	6000K	6,8kg
3102690	80W	10400lm	3000K	6,8kg
3102700	80W	10400lm	4000K	6,8kg
3102710	80W	10400lm	6000K	6,8kg



ASYMMETRIC OPTION 70°/140°



SYMMETRIC OPTION 120°



GENERAL INFORMATION

ENIT is a led street light luminaire with non adjustable tilt angle.
The luminaire is equipped with OS-RAM LED modules.
Can be installed on mounting arm with Internal diameter max. $\Phi 60$ mm or suspended on a wire between two buildings.
One model of housing for five different wattages.
Housing and mounting element of die-cast aluminum, electrostatically painted.
Optical system with anti UV treatment polycarbonate lenses.
Constant current waterproof LED driver.
Surge protection device (10 kV) included.
Wind trap area: 0.21 m².
Connection cable 3x1 mm² 0,7m.
Short circuit, overvoltage, overcurrent and overtemperature protection.
Option for different CCT depending on the project.
Option for different drivers depending on the project.
Option for different housing color depending on the project.
Gasket: EPDM Gasket (Hardness value A 20-25).
Nema socket optional. Adapter made according to the NEMA standard.
Remotely controls the luminaire and accepts remote commands using WiFi or ZigBee protocol.
Various wattages, body color, kelvins, available on demand.

5 YEARS WARRANTY	85-320V	100000h	x50000	DALI Dimm	1-10V Dimm	Non Dimm	IK 10	-40..60°C	IP66	P.F. >98	CRI Ra>92
-------------------------------	---------	---------	--------	-----------	------------	----------	-----------------	-----------	------	--------------------	---------------------

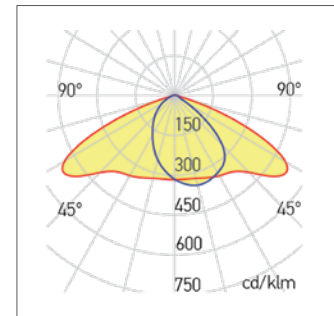


120°
 70°/140°
 Anthracite RAL7016

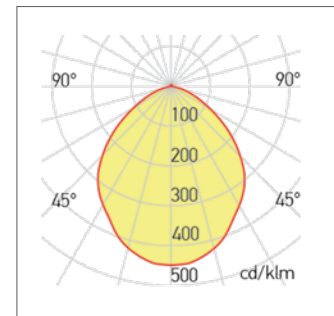
ENIT



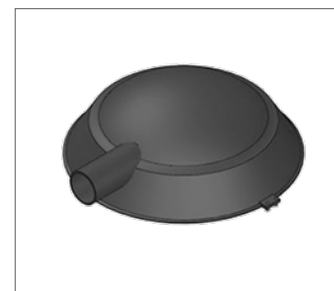
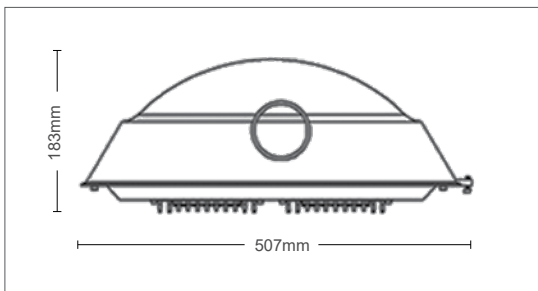
3102720	60W	7800lm	3000K	6,5kg
3102730	60W	7800lm	4000K	6,5kg
3102740	60W	7800lm	6000K	6,5kg
3102750	80W	10400lm	3000K	6,5kg
3102760	80W	10400lm	4000K	6,5kg
3102770	80W	10400lm	6000K	6,5kg
3102780	100W	13000lm	3000K	6,5kg
3102790	100W	13000lm	4000K	6,5kg
3102800	100W	13000lm	6000K	6,5kg
3102810	120W	15600lm	3000K	6,5kg
3102820	120W	15600lm	4000K	6,5kg
3102830	120W	15600lm	6000K	6,5kg



ASYMMETRIC OPTION 70°/140°



SYMMETRIC OPTION 120°



GENERAL INFORMATION

DONA is a led street light luminaires with non adjustable tilt angle. The luminaire is equipped with OS-RAM LED modules.

Can be installed on mounting arm with Internal diameter max. $\Phi 60\text{mm}$.

One model of housing for six different wattages.

Housing and mounting element of die-cast aluminum, electrostatically painted.

Optical system with anti UV treatment polycarbonate lenses.

Constant current waterproof LED driver.

Surge protection device (10 kV) included.

Wind trap area: 0.09 m^2 .

Connection cable $3 \times 1\text{ mm}^2\ 0,7\text{m}$.

Short circuit, overvoltage, overcurrent and overtemperature protection.

Option for different CCT depending on the project.

Option for different drivers depending on the project.

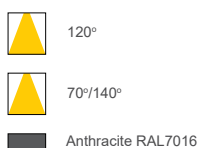
Option for different housing color depending on the project.

Gasket: EPDM Gasket (Hardness value A 20-25).

Nema socket optional. Adapter made according to the NEMA standard.

Remotely controls the luminaire and accepts remote commands using WiFi or ZigBee protocol.

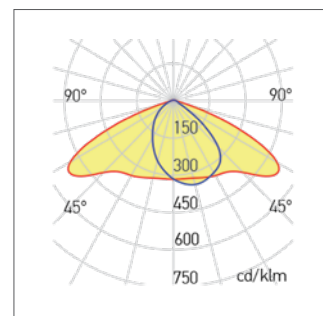
Various wattages, body color, kelvins, available on demand.



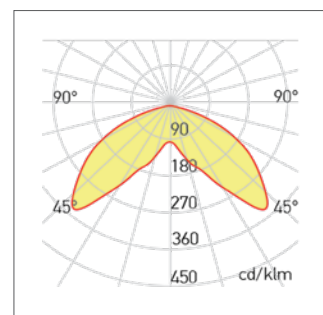
DONA



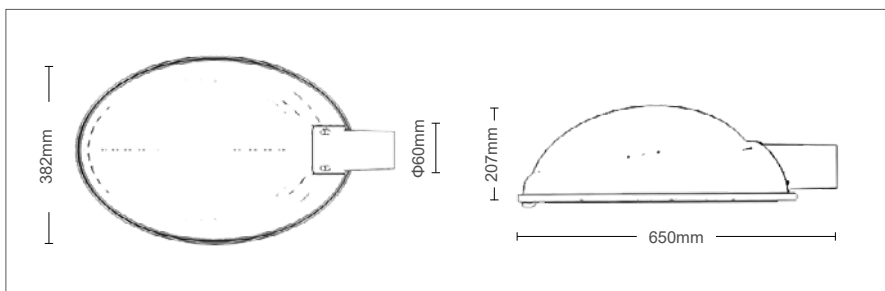
3102840	60W	7800lm	3000K	6,5kg
3102850	60W	7800lm	4000K	6,5kg
3102860	60W	7800lm	6000K	6,5kg
3102870	80W	10400lm	3000K	6,5kg
3102880	80W	10400lm	4000K	6,5kg
3102890	80W	10400lm	6000K	6,5kg
3102900	100W	13000lm	3000K	6,5kg
3102910	100W	13000lm	4000K	6,5kg
3102920	100W	13000lm	6000K	6,5kg
3102930	120W	15600lm	3000K	6,5kg
3102940	120W	15600lm	4000K	6,5kg
3102950	120W	15600lm	6000K	6,5kg
3102960	140W	18200lm	3000K	6,5kg
3102970	140W	18200lm	4000K	6,5kg
3102980	140W	18200lm	6000K	6,5kg
3102990	160W	22400lm	3000K	6,5kg
3103000	160W	22400lm	4000K	6,5kg
3103010	160W	22400lm	6000K	6,5kg



ASYMMETRIC OPTION 70°/140°



SYMMETRIC OPTION 120°



GENERAL INFORMATION

REKA is a led street light luminaires with non adjustable tilt angle. The luminaire is equipped with OS-RAM LED modules.

Can be installed on rectangular poles with dimensions 80x150mm.

One model of housing for six different wattages.

Housing and mounting element of die-cast aluminum, electrostatically painted.

Optical system with anti UV treatment polycarbonate lenses. Tempered glass diffuser with 4 mm thickness

Constant current waterproof LED driver.

Surge protection device (10 kV) included.

Wind trap area: 0.21 m².

Connection cable 3x1 mm² 0,7m.

Short circuit, overvoltage, overcurrent and overtemperature protection.

Option for different CCT depending on the project.

Option for different drivers depending on the project.

Option for different housing color depending on the project.

Gasket: EPDM Gasket (Hardness value A 20-25).

Nema socket optional. Adapter made according to the NEMA standard.

Remotely controls the luminaire and accepts remote commands using WiFi or ZigBee protocol.

Various wattages, body color, kelvins, available on demand.



NEMA SOCKET

5 YEARS WARRANTY	85-320V	100000h	x50000	DALI Dimm	1-10V Dimm	Non Dimm	IK 08	-40..60°C	IP66	P.F. >98	CRI Ra>92
-------------------------------	---------	---------	--------	-----------	------------	----------	-----------------	-----------	------	--------------------	---------------------

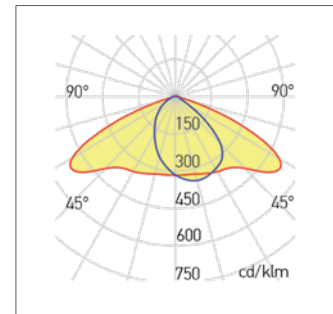


- 120°
- 70°/140°
- Anthracite RAL7016

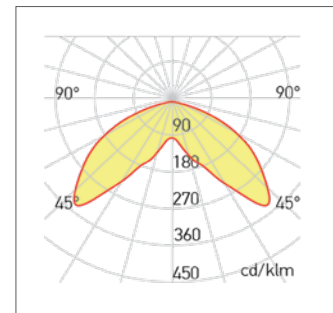
REKA



3103020	30W	3900lm	3000K	4,7kg
3103030	30W	3900lm	4000K	4,7kg
3103040	30W	3900lm	6000K	4,7kg
3103050	40W	5200lm	3000K	4,7kg
3103060	40W	5200lm	4000K	4,7kg
3103070	40W	5200lm	6000K	4,7kg
3103080	50W	6500lm	3000K	4,7kg
3103090	50W	6500lm	4000K	4,7kg
3103100	50W	6500lm	6000K	4,7kg
3103110	60W	7800lm	3000K	4,7kg
3103120	60W	7800lm	4000K	4,7kg
3103130	60W	7800lm	6000K	4,7kg
3103140	80W	10400lm	3000K	4,7kg
3103150	80W	10400lm	4000K	4,7kg
3103160	80W	10400lm	6000K	4,7kg
3103170	100W	13000lm	3000K	4,7kg
3103180	100W	13000lm	4000K	4,7kg
3103190	100W	13000lm	6000K	4,7kg



ASYMMETRIC OPTION 70°/140°



SYMMETRIC OPTION 120°



GENERAL INFORMATION

RECTA is a led street light luminaire with non adjustable tilt angle. The luminaire is equipped with OS-RAM LED modules.

Can be installed on rectangular poles with dimensions 80x150mm.

One model of housing for six different wattages.

Housing and mounting element of die-cast aluminum, electrostatically painted.

Optical system with anti UV treatment polycarbonate lenses. Tempered glass diffuser with 4 mm thickness

Constant current waterproof LED driver.

Surge protection device (10 kV) included.

Wind trap area: 0.21 m².

Connection cable 3x1 mm² 0,7m.

Short circuit, overvoltage, overcurrent and overtemperature protection.

Option for different CCT depending on the project.

Option for different drivers depending on the project.

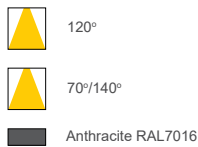
Option for different housing color depending on the project.

Gasket: EPDM Gasket (Hardness value A 20-25).

Nema socket optional. Adapter made according to the NEMA standard.

Remotely controls the luminaire and accepts remote commands using WiFi or ZigBee protocol.

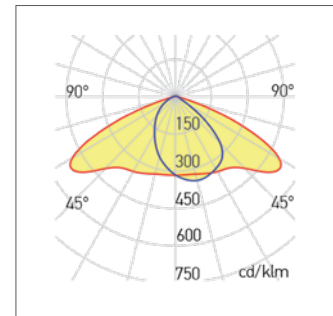
Various wattages, body color, kelvins, available on demand.



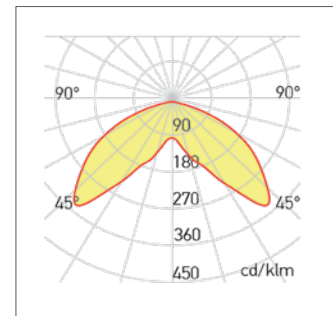
RECTA



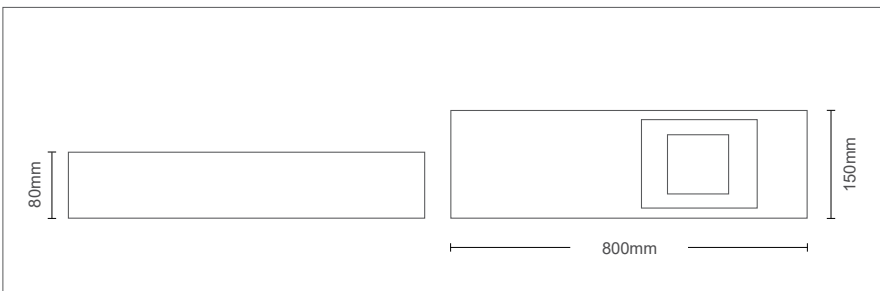
3103200	30W	3900lm	3000K	4,3kg
3103210	30W	3900lm	4000K	4,3kg
3103220	30W	3900lm	6000K	4,3kg
3103230	40W	5200lm	3000K	4,3kg
3103240	40W	5200lm	4000K	4,3kg
3103250	40W	5200lm	6000K	4,3kg
3103260	50W	6500lm	3000K	4,3kg
3103270	50W	6500lm	4000K	4,3kg
3103280	50W	6500lm	6000K	4,3kg
3103290	60W	7800lm	3000K	4,3kg
3103300	60W	7800lm	4000K	4,3kg
3103310	60W	7800lm	6000K	4,3kg
3103320	80W	10400lm	3000K	4,3kg
3103330	80W	10400lm	4000K	4,3kg
3103340	80W	10400lm	6000K	4,3kg
3103350	100W	13000lm	3000K	4,3kg
3103360	100W	13000lm	4000K	4,3kg
3103370	100W	13000lm	6000K	4,3kg



ASYMMETRIC OPTION 70°/140°



SYMMETRIC OPTION 120°



GENERAL INFORMATION

VITA is a led park light luminaire for top installation.
 The luminaire is equipped with OS-RAM LED modules.
 Can be installed on the top of the pole with external dimensions 80x80mm or 100x100mm.
 One model of housing for five different wattages.
 Housing and mounting element of die-cast aluminum, electrostatically painted.
 Optical system with anti UV treatment polycarbonate diffuser.
 Constant current waterproof LED driver.
 Surge protection device (10 kV) included.
 Wind trap area: 0.11 m².
 Connection cable 3x1 mm² 0,7m.
 Short circuit, overvoltage, overcurrent and overtemperature protection.
 Option for different CCT depending on the project.
 Option for different drivers depending on the project.
 Option for different housing color depending on the project.
 Gasket: EPDM Gasket (Hardness value A 20-25).
 Nema socket optional. Adapter made according to the NEMA standard.
 Remotely controls the luminaire and accepts remote commands using WiFi or ZigBee protocol.
 Various wattages, body color, kelvins, available on demand.
 Option for second lighting source around the diffuser of the base in any desired color.

5 YEARS WARRANTY	85-320V	100000h	x50000	DALI Dimm	1-10V Dimm	Non Dimm	IK 08	-40.-60°C	IP66	P.F. >98	CRI Ra>92
-------------------------------	---------	---------	--------	-----------	------------	----------	-----------------	-----------	------	--------------------	---------------------

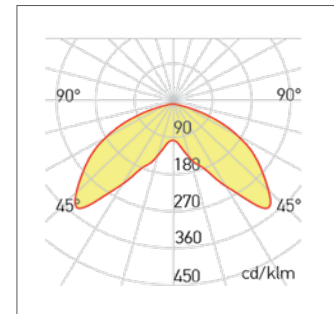


120°
 Anthracite RAL7016

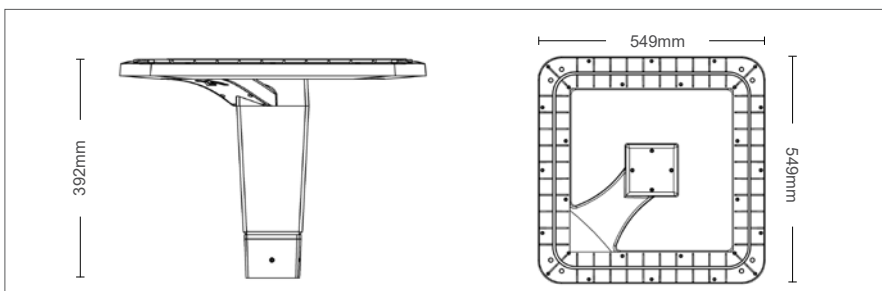
VITA



3103380	30W	3900lm	3000K	5,5kg
3103390	30W	3900lm	4000K	5,5kg
3103400	30W	3900lm	6000K	5,5kg
3103410	40W	5200lm	3000K	5,5kg
3103420	40W	5200lm	4000K	5,5kg
3103430	40W	5200lm	6000K	5,5kg
3103440	50W	6500lm	3000K	5,5kg
3103450	50W	6500lm	4000K	5,5kg
3103460	50W	6500lm	6000K	5,5kg
3103470	60W	7800lm	3000K	5,5kg
3103480	60W	7800lm	4000K	5,5kg
3103490	60W	7800lm	6000K	5,5kg
3103500	80W	10400lm	3000K	5,5kg
3103510	80W	10400lm	4000K	5,5kg
3103520	80W	10400lm	6000K	5,5kg



SYMMETRIC OPTION 120°



GENERAL INFORMATION

VANESS is a led park light luminaire for top installation.
The luminaire is equipped with OS-RAM LED modules.
Can be installed on the top of the pole with external diameter max. $\Phi 76$ mm.
One model of housing for five different wattages.
Housing and mounting element of die-cast aluminum, electrostatically painted.
Optical system with anti UV treatment polycarbonate diffuser.
Constant current waterproof LED driver.
Surge protection device (10 kV) included.
Wind trap area: 0.11 m².
Connection cable 3x1 mm² 0,7m.
Short circuit, overvoltage, overcurrent and overtemperature protection.
Option for different CCT depending on the project.
Option for different drivers depending on the project.
Option for different housing color depending on the project.
Gasket: EPDM Gasket (Hardness value A 20-25)
Nema socket optional. Adapter made according to the NEMA standard.
Remotely controls the luminaire and accepts remote commands using WiFi or ZigBee protocol.
Various wattages, body color, kelvins, available on demand.
Option for second lighting source around the diffuser of the base in any desired color.

5 YEARS WARRANTY	85-320V	100000h	x50000	DALI Dimm	1-10V Dimm	Non Dimm	IK 08	-40.-60°C	IP66	P.F. >98	CRI Ra>92
-------------------------------	---------	---------	--------	-----------	------------	----------	-----------------	-----------	------	--------------------	---------------------

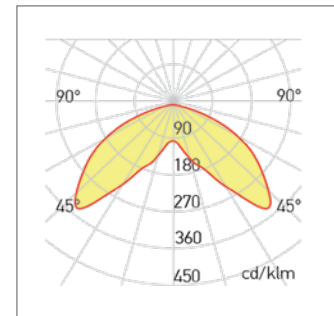


120°
 Anthracite RAL7016

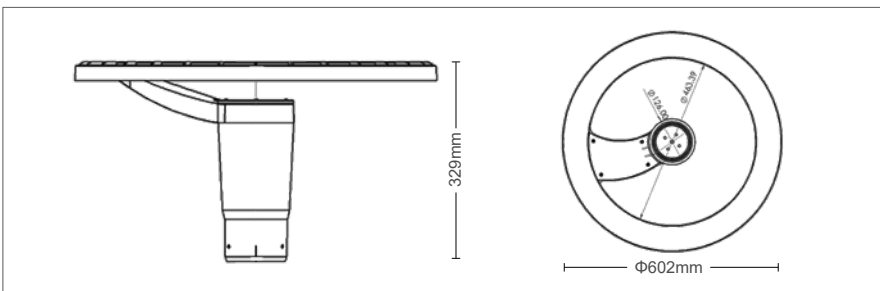
VANESS



3103530	30W	3900lm	3000K	5,5kg
3103540	30W	3900lm	4000K	5,5kg
3103550	30W	3900lm	6000K	5,5kg
3103560	40W	5200lm	3000K	5,5kg
3103570	40W	5200lm	4000K	5,5kg
3103580	40W	5200lm	6000K	5,5kg
3103590	50W	6500lm	3000K	5,5kg
3103600	50W	6500lm	4000K	5,5kg
3103610	50W	6500lm	6000K	5,5kg
3103620	60W	7800lm	3000K	5,5kg
3103630	60W	7800lm	4000K	5,5kg
3103640	60W	7800lm	6000K	5,5kg
3103650	80W	10400lm	3000K	5,5kg
3103660	80W	10400lm	4000K	5,5kg
3103670	80W	10400lm	6000K	5,5kg

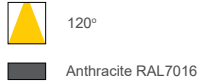


SYMMETRIC OPTION 120°



GENERAL INFORMATION

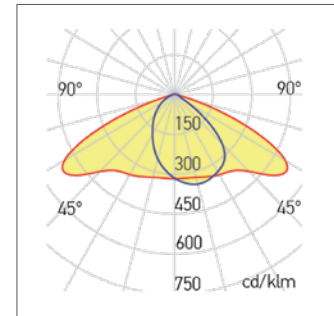
SAM is a led park light luminaire for top installation.
The luminaire is equipped with OS-RAM LED modules. Can be installed on the top of the pole with external diameter max. $\Phi 76\text{mm}$.
One model of housing for six different wattages.
Housing and mounting element of die-cast aluminum, electrostatically painted.
Optical system with anti UV treatment polycarbonate lenses. Tempered glass diffuser with 4 mm thickness.
Constant current waterproof LED driver.
Surge protection device (10 kV) included.
Wind trap area: 0.16 m^2 .
Connection cable $3 \times 1\text{ mm}^2$ 0,7m.
Short circuit, overvoltage, overcurrent and overtemperature protection.
Option for different CCT depending on the project.
Option for different drivers depending on the project.
Option for different housing color depending on the project.
Gasket: EPDM Gasket (Hardness value A 20-25).
Nema socket optional. Adapter made according to the NEMA standard.
Remotely controls the luminaire and accepts remote commands using WiFi or ZigBee protocol.
Various wattages, body color, kelvins, available on demand.
Option for second lighting source around the diffuser of the base in any desired color.



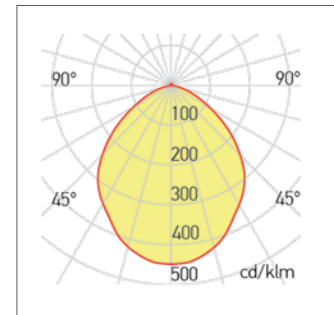
SAM



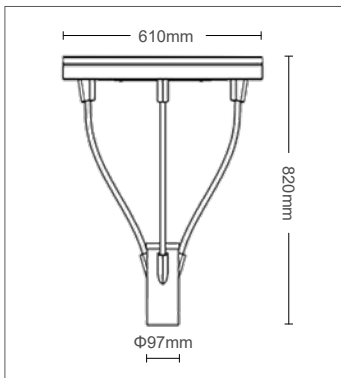
3103680	30W	3900lm	3000K	6,4kg
3103690	30W	3900lm	4000K	6,4kg
3103700	30W	3900lm	6000K	6,4kg
3103710	40W	5200lm	3000K	6,4kg
3103720	40W	5200lm	4000K	6,4kg
3103730	40W	5200lm	6000K	6,4kg
3103740	50W	6500lm	3000K	6,4kg
3103750	50W	6500lm	4000K	6,4kg
3103760	50W	6500lm	6000K	6,4kg
3103770	60W	7800lm	3000K	6,4kg
3103780	60W	7800lm	4000K	6,4kg
3103790	60W	7800lm	6000K	6,4kg
3103800	80W	10400lm	3000K	6,4kg
3103810	80W	10400lm	4000K	6,4kg
3103820	80W	10400lm	6000K	6,4kg
3103830	100W	13000lm	3000K	6,4kg
3103840	100W	13000lm	4000K	6,4kg
3103850	100W	13000lm	6000K	6,4kg



ASYMMETRIC OPTION 70°/140°



SYMMETRIC OPTION 120°



GENERAL INFORMATION

MER is a led park light luminaire for top installation.
The luminaire is equipped with OS-RAM LED modules.
Can be installed on the top of the pole with external diameter $\Phi 80\text{mm}$.
One model of housing for six different wattages.
Housing and mounting element of die-cast aluminum, electrostatically painted.
Optical system with anti UV treatment polycarbonate diffuser. Tempered glass diffuser with 4 mm thickness
Constant current waterproof LED driver.
Surge protection device (10 kV) included.
Wind trap area: 0.11 m^2 .
Connection cable $3 \times 1 \text{ mm}^2 \text{ 0,7m}$.
Short circuit, overvoltage, overcurrent and overtemperature protection.
Option for different CCT depending on the project.
Option for different drivers depending on the project.
Option for different housing color depending on the project.
Gasket: EPDM Gasket (Hardness value A 20-25).
Various wattages, body color, kelvins, available on demand.

5 YEARS WARRANTY	85-320V	100000h	x50000	DALI Dimm	1-10V Dimm	Non Dimm	IK 08	-40.-60°C	IP66	P.F. >98	CRI Ra>92
-------------------------------	---------	---------	--------	-----------	------------	----------	-----------------	-----------	------	--------------------	---------------------



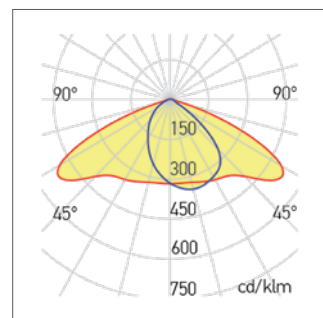
120°
 Anthracite RAL7016



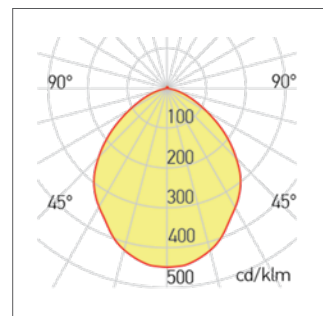
MER



3103860	30W	3900lm	3000K	6,7kg
3103870	30W	3900lm	4000K	6,7kg
3103880	30W	3900lm	6000K	6,7kg
3103890	40W	5200lm	3000K	6,7kg
3103900	40W	5200lm	4000K	6,7kg
3103910	40W	5200lm	6000K	6,7kg
3103920	50W	6500lm	3000K	6,7kg
3103930	50W	6500lm	4000K	6,7kg
3103940	50W	6500lm	6000K	6,7kg
3103950	60W	7800lm	3000K	6,7kg
3103960	60W	7800lm	4000K	6,7kg
3103970	60W	7800lm	6000K	6,7kg
3103980	70W	9100lm	3000K	6,7kg
3103990	70W	9100lm	4000K	6,7kg
3104000	70W	9100lm	6000K	6,7kg
3104010	80W	10400lm	3000K	6,7kg
3104020	80W	10400lm	4000K	6,7kg
3104030	80W	10400lm	6000K	6,7kg



ASYMMETRIC OPTION 70°/140°



SYMMETRIC OPTION 120°

GENERAL INFORMATION

ALE is a led park light luminaire for top installation.
 The luminaire is equipped with OS-RAM LED modules.
 Can be installed on the top of the pole with external diameter $\Phi 80\text{mm}$.
 One model of housing for six different wattages.
 Housing and mounting element of die-cast aluminum, electrostatically painted.
 Optical system with anti UV treatment polycarbonate diffuser. Tempered glass diffuser with 4 mm thickness.
 Constant current waterproof LED driver.
 Surge protection device (10 kV) included.
 Wind trap area: 0.11 m^2 .
 Connection cable $3 \times 1 \text{ mm}^2 \text{ 0,7m}$.
 Short circuit, overvoltage, overcurrent and overtemperature protection.
 Option for different CCT depending on the project.
 Option for different drivers depending on the project.
 Option for different housing color depending on the project.
 Gasket: EPDM Gasket (Hardness value A 20-25)
 Various wattages, body color, kelvins, available on demand.



5 YEARS WARRANTY	85-320V	100000h	x50000	DALI Dimm	1-10V Dimm	Non Dimm	IK 08	-40..60°C	IP66	P.F. >98	CRI Ra>92
-------------------------------	---------	---------	--------	-----------	------------	----------	-----------------	-----------	------	--------------------	---------------------

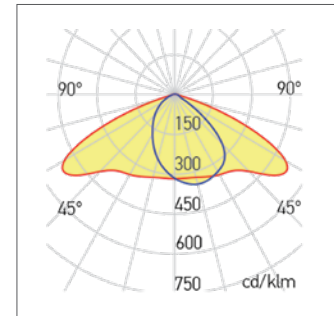


120°
 Anthracite RAL7016

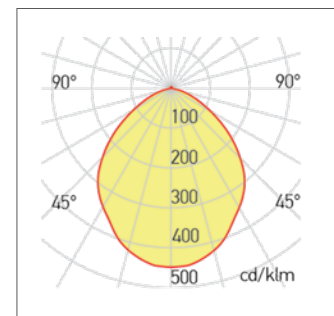
ALE



3104040	30W	3900lm	3000K	6,25kg
3104050	30W	3900lm	4000K	6,25kg
3104060	30W	3900lm	6000K	6,25kg
3104070	40W	5200lm	3000K	6,25kg
3104080	40W	5200lm	4000K	6,25kg
3104090	40W	5200lm	6000K	6,25kg
3104100	50W	6500lm	3000K	6,25kg
3104110	50W	6500lm	4000K	6,25kg
3104120	50W	6500lm	6000K	6,25kg
3104130	60W	7800lm	3000K	6,25kg
3104140	60W	7800lm	4000K	6,25kg
3104150	60W	7800lm	6000K	6,25kg
3104160	70W	9100lm	3000K	6,25kg
3104170	70W	9100lm	4000K	6,25kg
3104180	70W	9100lm	6000K	6,25kg
3104190	80W	10400lm	3000K	6,25kg
3104200	80W	10400lm	4000K	6,25kg
3104210	80W	10400lm	6000K	6,25kg



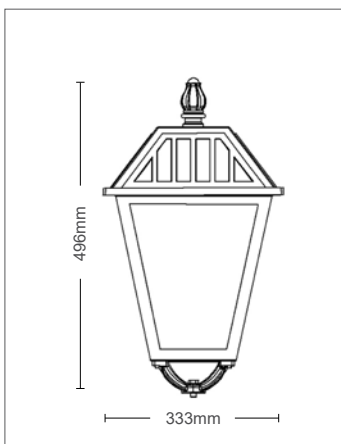
ASYMMETRIC OPTION 70°/140°



SYMMETRIC OPTION 120°

GENERAL INFORMATION

NELLA is a led park light luminaire for top installation.
The luminaire is equipped with OS-RAM LED modules.
Can be installed on the top of the pole with external diameter $\Phi 80\text{mm}$.
One model of housing for six different wattages.
Housing and mounting element of die-cast aluminum, electrostatically painted.
Optical system with anti UV treatment polycarbonate diffuser. Tempered glass diffuser with 4 mm thickness
Constant current waterproof LED driver.
Surge protection device (10 kV) included.
Wind trap area: 0.11 m^2 .
Connection cable $3 \times 1 \text{ mm}^2 \text{ 0,7m}$.
Short circuit, overvoltage, overcurrent and overtemperature protection.
Option for different CCT depending on the project.
Option for different drivers depending on the project.
Option for different housing color depending on the project.
Gasket: EPDM Gasket (Hardness value A 20-25).
Various wattages, body color, kelvins, available on demand.



5 YEARS WARRANTY	85-320V	100000h	x50000	DALI Dimm	1-10V Dimm	Non Dimm	IK 08	-40.-60°C	IP66	P.F. >98	CRI Ra>92
-------------------------------	---------	---------	--------	-----------	------------	----------	-----------------	-----------	------	--------------------	---------------------

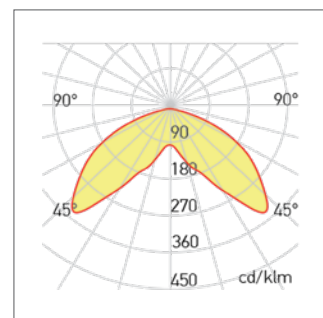


120°
 Anthracite RAL7016

NELLA



3104220	30W	3900lm	3000K	6,1kg
3104230	30W	3900lm	4000K	6,1kg
3104240	30W	3900lm	6000K	6,1kg
3104250	40W	5200lm	3000K	6,1kg
3104260	40W	5200lm	4000K	6,1kg
3104270	40W	5200lm	6000K	6,1kg
3104280	50W	6500lm	3000K	6,1kg
3104290	50W	6500lm	4000K	6,1kg
3104300	50W	6500lm	6000K	6,1kg
3104310	60W	7800lm	3000K	6,1kg
3104320	60W	7800lm	4000K	6,1kg
3104330	60W	7800lm	6000K	6,1kg
3104340	70W	9100lm	3000K	6,1kg
3104350	70W	9100lm	4000K	6,1kg
3104360	70W	9100lm	6000K	6,1kg
3104370	80W	10400lm	3000K	6,1kg
3104380	80W	10400lm	4000K	6,1kg
3104390	80W	10400lm	6000K	6,1kg



SYMMETRIC OPTION 120°



GENERAL INFORMATION

What are OCTA Lighting Poles?

Octa poles are metal octagonal conical hot-dip galvanized, suitable for installation of street lighting, park lighting or floodlights. They are made in single pieces with a maximum length of 15m.

HOT GALVANIZING

Hot-dip galvanizing is done with a thickness of 70microns zinc and provides an anti-rust guarantee of 24 years.

This coating does not require any maintenance over the years.

PAINT

Anti-rust acrylic powder paint. It is performed in furnaces and applied electrostatically to the pole.

Provides rust protection for several years and requires pole repair every 4-5 years, if is not galvanized but only painted.

HOT GALVANIZING + PAINT (ZP)

In addition to hot-dip galvanizing, the pole is painted with a matte or glossy acrylic paint. This gives extra years of protection. It also contributes in order to join projects that require a specific demands.

Special lengths and colors, available on demand.



OCTA POLES

9990060	3m	3mm	TOP - Φ60	BOTTOM - Φ110	BASE - 250x250x10mm	21kg
9990070	4m	3mm	TOP - Φ60	BOTTOM - Φ120	BASE - 250x250x10mm	23kg
9990080	5m	3mm	TOP - Φ60	BOTTOM - Φ130	BASE - 250x250x10mm	33kg
9990090	6m	3mm	TOP - Φ60	BOTTOM - Φ140	BASE - 300x300x12mm	45kg
9990100	7m	3mm	TOP - Φ60	BOTTOM - Φ160	BASE - 300x300x12mm	56kg
9990110	8m	3mm	TOP - Φ60	BOTTOM - Φ170	BASE - 300x300x12mm	67kg
9990120	9m	3mm	TOP - Φ60	BOTTOM - Φ180	BASE - 350x350x16mm	88kg
9990130	10m	3mm	TOP - Φ60	BOTTOM - Φ190	BASE - 350x350x16mm	100kg
9990140	11m	3mm	TOP - Φ60	BOTTOM - Φ200	BASE - 350x350x16mm	112kg
9990150	12m	3mm	TOP - Φ60	BOTTOM - Φ210	BASE - 350x350x16mm	126kg
9990160	13m	3mm	TOP - Φ60	BOTTOM - Φ220	BASE - 350x350x16mm	148kg
9990170	14m	3mm	TOP - Φ60	BOTTOM - Φ230	BASE - 350x350x16mm	159kg
9990180	15m	3mm	TOP - Φ60	BOTTOM - Φ240	BASE - 350x350x16mm	175kg

We can make poles according to the technical specifications of each project.

OCTA Poles are accompanied by CE certification and are manufactured in accordance with the following European standards.

EN 40-1 - EN 40-2 - EN 40-3-1 - EN 40-3-2 - EN 40-3-3

EN 40-5 - EN 288-1 - EN 288-2 - EN 288-3 - EN 288-8 - EN 571-1

EN ISO 1461 - EN ISO 9001 - EN ISO 16001 - EN 970 - EN 12767

GENERAL INFORMATION

What are CYLINDRA Lighting Poles?

Cylindra poles are metal cylindrical conical hot-dip galvanized, suitable for installation of street lighting, park lighting or floodlights. They are made in single pieces with a maximum length of 15m.

HOT GALVANIZING

Hot-dip galvanizing is done with a thickness of 70microns zinc and provides an anti-rust guarantee of 24 years.

This coating does not require any maintenance over the years.

PAINT

Anti-rust acrylic powder paint. It is performed in furnaces and applied electrostatically to the pole.

Provides rust protection for several years and requires pole repair every 4-5 years, if is not galvanized but only painted.

HOT GALVANIZING + PAINT (ZP)

In addition to hot-dip galvanizing, the pole is painted with a matte or glossy acrylic paint. This gives extra years of protection. It also contributes in order to join projects that require a specific demands.

Special lengths and colors, available on demand.



CYLINDRA POLES

9990190	3m	3mm	TOP - Φ60	BOTTOM - Φ110	BASE - 250x250x10mm	21kg
9990200	4m	3mm	TOP - Φ60	BOTTOM - Φ120	BASE - 250x250x10mm	23kg
9990210	5m	3mm	TOP - Φ60	BOTTOM - Φ130	BASE - 250x250x10mm	33kg
9990220	6m	3mm	TOP - Φ60	BOTTOM - Φ140	BASE - 300x300x12mm	45kg
9990230	7m	3mm	TOP - Φ60	BOTTOM - Φ160	BASE - 300x300x12mm	56kg
9990240	8m	3mm	TOP - Φ60	BOTTOM - Φ170	BASE - 300x300x12mm	67kg
9990250	9m	3mm	TOP - Φ60	BOTTOM - Φ180	BASE - 350x350x16mm	88kg
9990260	10m	3mm	TOP - Φ60	BOTTOM - Φ190	BASE - 350x350x16mm	100kg
9990270	11m	3mm	TOP - Φ60	BOTTOM - Φ200	BASE - 350x350x16mm	112kg
9990280	12m	3mm	TOP - Φ60	BOTTOM - Φ210	BASE - 350x350x16mm	126kg
9990290	13m	3mm	TOP - Φ60	BOTTOM - Φ220	BASE - 350x350x16mm	148kg
9990300	14m	3mm	TOP - Φ60	BOTTOM - Φ230	BASE - 350x350x16mm	159kg
9990310	15m	3mm	TOP - Φ60	BOTTOM - Φ240	BASE - 350x350x16mm	175kg

We can make poles according to the technical specifications of each project.

OCTA Poles are accompanied by CE certification and are manufactured in accordance with the following European standards.

EN 40-1 - EN 40-2 - EN 40-3-1 - EN 40-3-2 - EN 40-3-3

EN 40-5 - EN 288-1 - EN 288-2 - EN 288-3 - EN 288-8 - EN 571-1

EN ISO 1461 - EN ISO 9001 - EN ISO 16001 - EN 970 - EN 12767

GENERAL INFORMATION

What are TUBO Lighting Poles?
 Tubo poles are metal cylindrical pipes with fixed diameter hot-dip galvanized, suitable for installation of street lighting, park lighting or floodlights. They are made in single pieces with a maximum length of 15m.

HOT GALVANIZING
 Hot-dip galvanizing is done with a thickness of 70microns zinc and provides an anti-rust guarantee of 24 years. This coating does not require any maintenance over the years.

PAINT
 Anti-rust acrylic powder paint. It is performed in furnaces and applied electrostatically to the pole. Provides rust protection for several years and requires pole repair every 4-5 years, if is not galvanized but only painted.

HOT GALVANIZING + PAINT (ZP)
 In addition to hot-dip galvanizing, the pole is painted with a matte or glossy acrylic paint. This gives extra years of protection. It also contributes in order to join projects that require a specific demands. Special lengths and colors, available on demand.



TUBO POLES

9990320	3m	3mm	TOP - Φ60mm	BOTTOM - Φ60mm	BASE - 250x250x10mm	21kg
9990330	4m	3mm	TOP - Φ72mm	BOTTOM - Φ72mm	BASE - 250x250x10mm	23kg
9990340	5m	3mm	TOP - Φ72mm	BOTTOM - Φ72mm	BASE - 250x250x10mm	33kg
9990350	6m	3mm	TOP - Φ89mm	BOTTOM - Φ89mm	BASE - 300x300x12mm	45kg
9990360	7m	3mm	TOP - Φ89mm	BOTTOM - Φ89mm	BASE - 300x300x12mm	56kg
9990370	8m	3mm	TOP - Φ104mm	BOTTOM - Φ104mm	BASE - 300x300x12mm	67kg
9990380	9m	3mm	TOP - Φ104mm	BOTTOM - Φ104mm	BASE - 350x350x16mm	88kg
9990390	10m	3mm	TOP - Φ114mm	BOTTOM - Φ114mm	BASE - 350x350x16mm	100kg
9990400	11m	3mm	TOP - Φ114mm	BOTTOM - Φ114mm	BASE - 350x350x16mm	112kg
9990410	12m	3mm	TOP - Φ114mm	BOTTOM - Φ114mm	BASE - 350x350x16mm	126kg
9990420	13m	3mm	TOP - Φ128mm	BOTTOM - Φ128mm	BASE - 350x350x16mm	148kg
9990430	14m	3mm	TOP - Φ128mm	BOTTOM - Φ128mm	BASE - 350x350x16mm	159kg
9990440	15m	3mm	TOP - Φ128mm	BOTTOM - Φ128mm	BASE - 350x350x16mm	175kg

We can make poles according to the technical specifications of each project.

OCTA Poles are accompanied by CE certification and are manufactured in accordance with the following European standards.

- EN 40-1 - EN 40-2 - EN 40-3-1 - EN 40-3-2 - EN 40-3-3
- EN 40-5 - EN 288-1 - EN 288-2 - EN 288-3 - EN 288-8 - EN 571-1
- EN ISO 1461 - EN ISO 9001 - EN ISO 16001 - EN 970 - EN 12767

GENERAL INFORMATION

What are TELES Lighting Poles?
 Teles poles are metal cylindrical telescopic hot-dip galvanized, suitable for installation of street lighting, park lighting or floodlights. They are made in single pieces with a maximum length of 15m.

HOT GALVANIZING
 Hot-dip galvanizing is done with a thickness of 70microns zinc and provides an anti-rust guarantee of 24 years. This coating does not require any maintenance over the years.

PAINT
 Anti-rust acrylic powder paint. It is performed in furnaces and applied electrostatically to the pole. Provides rust protection for several years and requires pole repair every 4-5 years, if is not galvanized but only painted.

HOT GALVANIZING + PAINT (ZP)
 In addition to hot-dip galvanizing, the pole is painted with a matte or glossy acrylic paint. This gives extra years of protection. It also contributes in order to join projects that require a specific demands. Special lengths and colors, available on demand.



TELES POLES

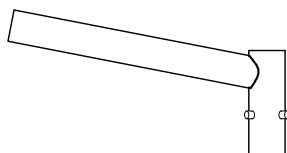
9990450	3m	3mm	TOP - Φ60mm	BOTTOM - Φ89mm	BASE - 250x250x10mm	21kg
9990460	4m	3mm	TOP - Φ72mm	BOTTOM - Φ89mm	BASE - 250x250x10mm	23kg
9990470	5m	3mm	TOP - Φ72mm	BOTTOM - Φ89mm	BASE - 250x250x10mm	33kg
9990480	6m	3mm	TOP - Φ72mm	BOTTOM - Φ104mm	BASE - 300x300x12mm	45kg
9990490	7m	3mm	TOP - Φ72mm	BOTTOM - Φ104mm	BASE - 300x300x12mm	56kg
9990500	8m	3mm	TOP - Φ72mm	BOTTOM - Φ114mm	BASE - 300x300x12mm	67kg
9990510	9m	3mm	TOP - Φ89/Φ60mm	BOTTOM - Φ114mm	BASE - 350x350x16mm	88kg
9990520	10m	3mm	TOP - Φ89/Φ60mm	BOTTOM - Φ114mm	BASE - 350x350x16mm	100kg
9990530	11m	3mm	TOP - Φ89/Φ60mm	BOTTOM - Φ114mm	BASE - 350x350x16mm	112kg
9990540	12m	3mm	TOP - Φ92/Φ72mm	BOTTOM - Φ114mm	BASE - 350x350x16mm	126kg
9990550	13m	3mm	TOP - Φ92/Φ72mm	BOTTOM - Φ128mm	BASE - 350x350x16mm	148kg
9990560	14m	3mm	TOP - Φ92/Φ72mm	BOTTOM - Φ128mm	BASE - 350x350x16mm	159kg
9990570	15m	3mm	TOP - Φ92/Φ72mm	BOTTOM - Φ128mm	BASE - 350x350x16mm	175kg

We can make poles according to the technical specifications of each project.

OCTA Poles are accompanied by CE certification and are manufactured in accordance with the following European standards.

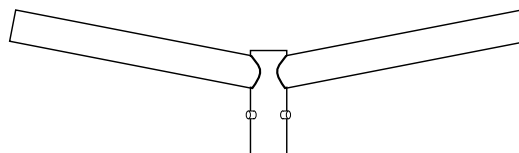
- EN 40-1 - EN 40-2 - EN 40-3-1 - EN 40-3-2 - EN 40-3-3
- EN 40-5 - EN 288-1 - EN 288-2 - EN 288-3 - EN 288-8 - EN 571-1
- EN ISO 1461 - EN ISO 9001 - EN ISO 16001 - EN 970 - EN 12767

There are 4 most common different types of arms which are used for street lighting with lengths: 800mm, 1000m & 1200mm & 3 types for floodlights.
They can be made in any length and given any angle.
They can also be galvanized, painted or galvanized and painted together.
They have as standard a vertical piece of steel which is 20cm, Φ 72mm, in order to be installed outside of the top of the pole.



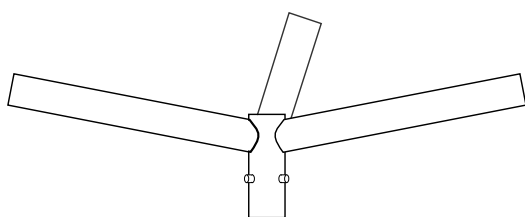
SINGLE S

9990710 3mm 1x1m 15°VERT. Φ 60mm GALVAN.



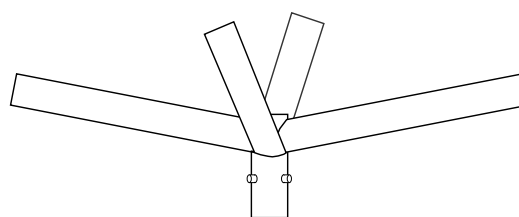
DOUBLE S

9990720 3mm 2x1m 15°VERT. Φ 60mm GALVAN.



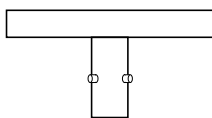
TRIPLE S

9990730 3mm 3x1m 15°VERT. Φ 60mm GALVAN.



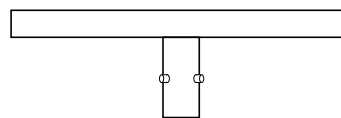
QUADRUPLE S

9990740 3mm 4x1m 15°VERT. Φ 60mm GALVAN.



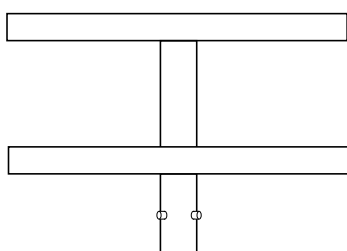
SINGLE F

9990750 3mm 1x0.4m 50x50mm GALVAN.



DOUBLE F

9990760 3mm 1x0.8m 50x50mm GALVAN.



QUADRUPLE F

9990770 3mm 2x0.8m 50x50mm GALVAN.

2024
lighting
electrical
catalog

14

SOLAR LIGHTS

**FLOODLIGHTS, STREET LIGHTS, WALL
LIGHTS & GARDEN FIXTURES**

GENERAL INFORMATION

SAHARA 100, is a solar waterproof, IP65, projector equipped with SMD LEDs & photo-sensor.

Transparent diffuser.

Housing of ABS in black color. polycarbonate solar panel and glass.

New type ETFE Photovoltaic monocrystalline panel 5V - 10W.

Battery: Lithium 2xLiFePO4 3.2V 8000mAh

Charging time: 6-8h

Autonomy: 12-14h

Is equipped with remote control with the following functions:

ON - Brightness will be decreased from 100%, the light will be off after 12-14 hours.

OFF - Light off.

HIGH LIGHT - The button is effective when the light is on, the brightness will keep 165%, and light will be off after 3 hours.

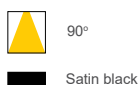
SLIGHTLY LIGHT - The button is effective when the light is on, the brightness will keep 35%, and the light will be off after 12-14 hours.
 2H - Keep 165% brightness, the light will be off after 2 hours.

4H - Brightness will be decreased from 100%, the light will be off after 4 hours.

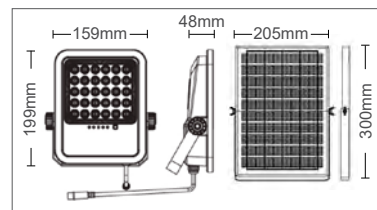
6H - Brightness will be decreased from 100%, the light will be off after 6 hours.

AUTO - Brightness will be decreased from 100%, the light will be off after 12-14 hours.

OUTDOOR LED SOLAR LIGHTS



SAHARA 100



3210200 100W 1100lm 6000K

GENERAL INFORMATION

SAHARA 150, is a solar waterproof, IP65, projector equipped with SMD LEDs & photo-sensor.

Transparent diffuser.

Housing of ABS in black color. polycarbonate solar panel and glass.

New type ETFE Photovoltaic monocrystalline panel 5V - 15W.

Battery: Lithium 3xLiFePO4 3.2V 12000mAh

Charging time: 6-8h

Autonomy: 12-14h

Is equipped with remote control with the following functions:

ON - Brightness will be decreased from 100%, the light will be off after 12-14 hours.

OFF - Light off.

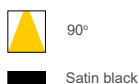
HIGH LIGHT - The button is effective when the light is on, the brightness will keep 165%, and light will be off after 3 hours.

SLIGHTLY LIGHT - The button is effective when the light is on, the brightness will keep 35%, and the light will be off after 12-14 hours.
 2H - Keep 165% brightness, the light will be off after 2 hours.

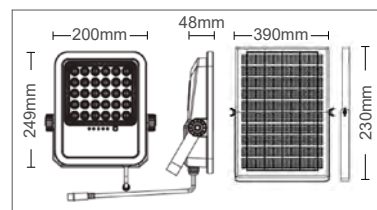
4H - Brightness will be decreased from 100%, the light will be off after 4 hours.

6H - Brightness will be decreased from 100%, the light will be off after 6 hours.

AUTO - Brightness will be decreased from 100%, the light will be off after 12-14 hours.



SAHARA 150



3210210 150W 1650lm 6000K

GENERAL INFORMATION

SAHARA 250, is a solar waterproof, IP65, projector equipped with SMD LEDs & photo-sensor.

Transparent diffuser.

Housing of ABS in black color. polycarbonate solar panel and glass.

New type ETFE Photovoltaic monocrystalline panel 5V - 20W.

Battery: Lithium 5xLiFePO4 3.2V 20000mAh

Charging time: 6-8h

Autonomy: 12-14h

Is equipped with remote control with the following functions:

ON - Brightness will be decreased from 100%, the light will be off after 12-14 hours.

OFF - Light off.

HIGH LIGHT - The button is effective when the light is on, the brightness will keep 165%, and light will be off after 3 hours.

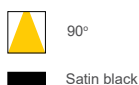
SLIGHTLY LIGHT - The button is effective when the light is on, the brightness will keep 35%, and the light will be off after 12-14 hours.
 2H - Keep 165% brightness, the light will be off after 2 hours.

4H - Brightness will be decreased from 100%, the light will be off after 4 hours.

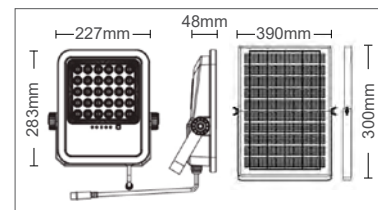
6H - Brightness will be decreased from 100%, the light will be off after 6 hours.

AUTO - Brightness will be decreased from 100%, the light will be off after 12-14 hours.

OUTDOOR LED SOLAR LIGHTS



SAHARA 250



3210220 250W 2750lm 6000K

GENERAL INFORMATION

SAHARA 250, is a solar waterproof, IP65, projector equipped with SMD LEDs & photo-sensor.

Transparent diffuser.

Housing of ABS in black color. polycarbonate solar panel and glass.

New type ETFE Photovoltaic monocrystalline panel 5V - 25W.

Battery: Lithium 6xLiFePO4 3.2V 24000mAh

Charging time: 6-8h

Autonomy: 12-14h

Is equipped with remote control with the following functions:

ON - Brightness will be decreased from 100%, the light will be off after 12-14 hours.

OFF - Light off.

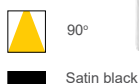
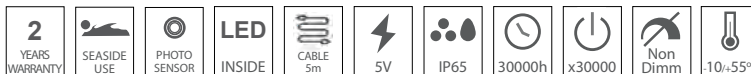
HIGH LIGHT - The button is effective when the light is on, the brightness will keep 165%, and light will be off after 3 hours.

SLIGHTLY LIGHT - The button is effective when the light is on, the brightness will keep 35%, and the light will be off after 12-14 hours.
 2H - Keep 165% brightness, the light will be off after 2 hours.

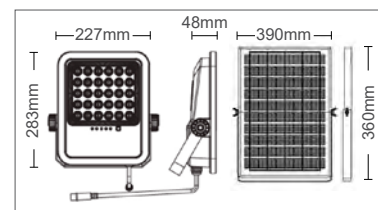
4H - Brightness will be decreased from 100%, the light will be off after 4 hours.

6H - Brightness will be decreased from 100%, the light will be off after 6 hours.

AUTO - Brightness will be decreased from 100%, the light will be off after 12-14 hours.



SAHARA 300



3210230 300W 3300lm 6000K

GENERAL INFORMATION

ATAKAMA 10, is a solar waterproof, IP65, projector equipped with SMD LEDs, PIR & photosensor.

Mounting arm of profiled steel board, also painted in sandblasted satin color.

Semi ransparent tempered glass diffuser with a thickness of 4 mm.

Housing of ABS in black color. polycarbonate solar panel and glass.

New type PET Photovoltaic monocrystalline panel 5V.

Battery: Lithium 18650 3.7V 2200mAh - **Re-placeable**

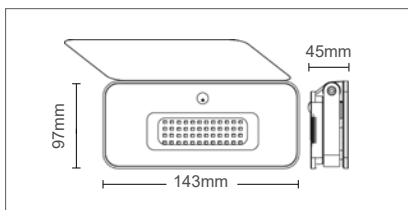
Charging time: 6-8h. Autonomy: 6-8h

Detection Distance of PIR Sensor: 3m.

Operates with Photosensor & PIR sensor.

In the dark, the light will automatically on for 30s once sensing people movement and off afterwards.

2 way button on the back - 3 steps brightness mode and CCT change.



OUTDOOR LED SOLAR LIGHTS



ATAKAMA 10

3022500 10W 1000lm 3CCT



GENERAL INFORMATION

ATAKAMA 20, is a solar waterproof, IP65, projector equipped with SMD LEDs, PIR & photosensor.

Mounting arm of profiled steel board, also painted in sandblasted satin color.

Semi ransparent tempered glass diffuser with a thickness of 4 mm.

Housing of ABS in black color. polycarbonate solar panel and glass.

New type ETFE Photovoltaic monocrystalline panel 5.5V - 2.5W.

Battery: Lithium 18650 3.7V 2600mAh - **Re-placeable**

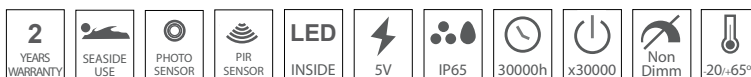
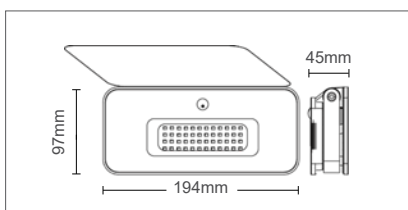
Charging time: 6-8h. Autonomy: 6-8h.

Detection Distance of PIR Sensor: 3m.

Operates with Photosensor & PIR sensor.

In the dark, the light will automatically on for 30s once sensing people movement and off afterwards.

2 way button on the back - 3 steps brightness mode and CCT change.



ATAKAMA 20

3022510 20W 1300lm 3CCT



GENERAL INFORMATION

SONORA 120, is a solar waterproof, IP65, street light fixture equipped with SMD LEDs, PIR & photosensor.

It is intended to be mounted on arm.

Housing of ABS in black color. polycarbonate solar panel and glass.

New type ETFE Photovoltaic monocrystalline panel 5V - 12W.

Battery: LiFePO4 33140 3.2V 12000mAh

Charging time: 6h, Autonomy: 12-14h

Operates with Photosensor & PIR sensor, turns on during the night when lux<5-10 & off automatically when lux >10.

Installation height: 3-6m.

Detection Distance of PIR Sensor: max 12m.

Is equipped with remote control with the following functions:

ON - Brightness will be decreased from 100%, the light will be off after 12-14 hours.

OFF - Light off.

HIGH LIGHT - The button is effective when the light is on, the brightness will keep 165%, and light will be off after 3 hours.

SLIGHTLY LIGHT - The button is effective when the light is on, the brightness will keep 35%, and the light will be off after 12-14 hours.

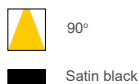
2H - Keep 165% brightness, the light will be off after 2 hours.

4H - Brightness will be decreased from 100%, the light will be off after 4 hours.

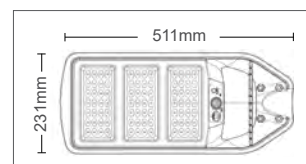
6H - Brightness will be decreased from 100%, the light will be off after 6 hours.

AUTO - Brightness will be decreased from 100%, the light will be off after 12-14 hours.

OUTDOOR LED SOLAR LIGHTS



SONORA 120



3210290 120W 1800lm 6000K

GENERAL INFORMATION

SONORA 200, is a solar waterproof, IP65, street light fixture equipped with SMD LEDs, PIR & photosensor.

It is intended to be mounted on arm.

Housing of ABS in black color. polycarbonate solar panel and glass.

New type ETFE Photovoltaic monocrystalline panel 5V - 20W.

Battery: LiFePO4 3x32700 3.2V 18000mAh

Charging time: 6h, Autonomy: 12-14h

Operates with Photosensor & PIR sensor, turns on during the night when lux<5-10 & off automatically when lux >10.

Installation height: 3-6m.

Detection Distance of PIR Sensor: max 12m.

Is equipped with remote control with the following functions:

ON - Brightness will be decreased from 100%, the light will be off after 12-14 hours.

OFF - Light off.

HIGH LIGHT - The button is effective when the light is on, the brightness will keep 165%, and light will be off after 3 hours.

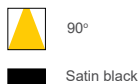
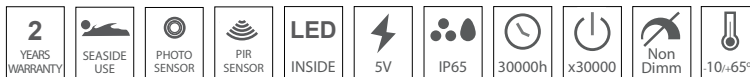
SLIGHTLY LIGHT - The button is effective when the light is on, the brightness will keep 35%, and the light will be off after 12-14 hours.

2H - Keep 165% brightness, the light will be off after 2 hours.

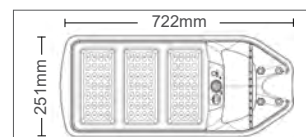
4H - Brightness will be decreased from 100%, the light will be off after 4 hours.

6H - Brightness will be decreased from 100%, the light will be off after 6 hours.

AUTO - Brightness will be decreased from 100%, the light will be off after 12-14 hours.



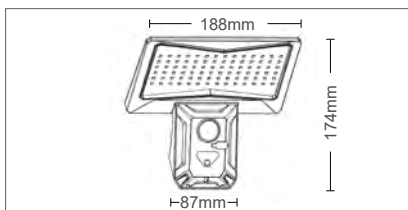
SONORA 200



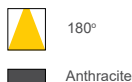
3210300 200W 2700lm 6000K

GENERAL INFORMATION

SOLIGHT P, is a solar waterproof, IP44, projectors equipped with SMD LEDs, PIR & photosensor.
 Made of: ABS
 Panel: Polycrystalline 5.5V, 2.6W
 Battery: Lithium 18650 3.7V 1.8Ah
 Charging Time: 6-8 hours
 Discharging Time: 6-8 hours with sensor use
 Function: photosensor + PIR sensor.
 Human sensor mode 1:
 In the dark, the light will be on consistently.
 Human sensor mode 2:
 In the dark, it will be weak light and automatically on strong light for 15s once sensing people movement and back to weak light afterwards
 Light Sensor Mode 3:
 In the dark, the light will automatically on for 15s once sensing people movement and off afterwards.
 Detection Distance of PIR Sensor: 3-5m.
 Installation Height: 2-3m.



OUTDOOR LED SOLAR LIGHTS



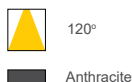
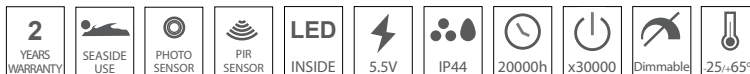
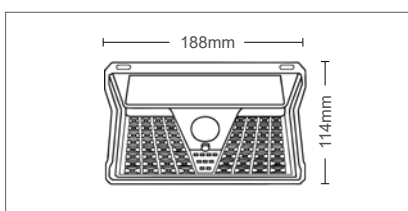
SOLIGHT P



3210150 4W 550lm 6400K

GENERAL INFORMATION

SOLIGHT V, is a solar waterproof, IP44, projector equipped with SMD LEDs, PIR & photosensor.
 Made of: ABS
 Panel: Polycrystalline 5.5V, 1W
 Battery: Lithium 18650 3.7V 2.4Ah
 Charging Time: 6-8 hours
 Discharging Time: 6-8 hours with sensor use
 Function: photosensor + PIR sensor.
 Human sensor mode 1:
 In the dark, the light will be on consistently.
 Human sensor mode 2:
 In the dark, it will be weak light and automatically on strong light for 15s once sensing people movement and back to weak light afterwards.
 Light Sensor Mode 3:
 In the dark, the light will automatically on for 15s once sensing people movement and off afterwards.
 SOS Mode 4:
 In the dark, SOS light will be on consistently.
 Detection Distance of PIR Sensor: 3-5m.
 Installation Height: 2-3m.



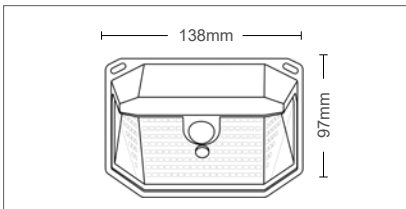
SOLIGHT V



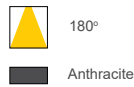
3210160 3W 170lm 6400K

GENERAL INFORMATION

SOLIGHT T, is a solar waterproof, IP44, projector equipped with SMD LEDs, PIR & photosensor.
 Made of: ABS
 Panel: Polycrystalline 5.5V, 0.33W
 Battery: Lithium 18650 3.7V 1.2Ah
 Charging Time: 6-8 hours
 Discharging Time: 6-8 hours with sensor use
 Function: photosensor + PIR sensor.
 Human sensor mode 1:
 In the dark, the light will be on consistently.
 Human sensor mode 2:
 In the dark, it will be weak light and automatically on strong light for 15s once sensing people movement and back to weak light afterwards.
 Light Sensor Mode 3:
 In the dark, the light will automatically on for 15s once sensing people movement and off afterwards.
 Detection Distance of PIR Sensor: 3-5m.
 Installation Height: 2-3m.



OUTDOOR LED SOLAR LIGHTS




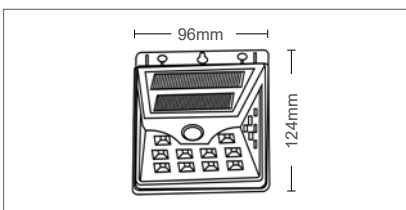
SOLIGHT T



3210170 1W 170lm 6400K

GENERAL INFORMATION

SOLIGHT W, is a solar waterproof, IP44, projector equipped with SMD LEDs, PIR & photosensor.
 Made of: ABS
 Panel: Polycrystalline 5.5V, 0.3W
 Battery: Lithium 18650 3.7V 1.2Ah
 Charging Time: 6-8 hours
 Discharging Time: 6-8 hours with sensor use
 Function: photosensor + PIR sensor.
 Human Sensor Mode: In the dark, the light will automatically on for 15s once sensing people movement and off afterwards.
 Detection Distance of PIR Sensor: 3-5m
 Installation Height: 3-5m



SOLIGHT W



3210180 1W 110lm 6400K

GENERAL INFORMATION

SOLUX W, is a solar waterproof, IP44, projector equipped with SMD LEDs, PIR & photosensor.

Transparent polycarbonate diffuser with a thickness of 4 mm.

New type ETFE Photovoltaic polycrystalline polycarbonate panel 5.5V - 1.65W.

Battery: 18650 3.7V 1850mAh.

Charging time: 8-10h

Autonomy: 8-12h

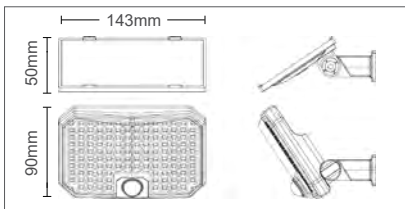
Function: photosensor + PIR sensor.

Human sensor mode 1: In the dark, the light will be on consistently.

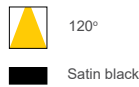

Human sensor mode 2: In the dark, it will be weak light and automatically on strong light for 15s once sensing people movement and back to weak light afterwards.

Light Sensor Mode 3: In the dark, the light will automatically on for 15s once sensing people movement and off afterwards.

- Detection Distance of PIR Sensor: 3-5m.



OUTDOOR LED SOLAR LIGHTS



SOLUX W

3210340 2W 450lm 6000K

GENERAL INFORMATION

SOLIGHT F, is a solar waterproof, IP44, projector equipped with SMD LEDs, PIR & photosensor.

Made of: ABS

Panel: Polycrystalline 5.5V, 2W

Battery: Lithium 18650 3.7V 1.8Ah

Charging Time: 6-8 hours

Discharging Time: 6-8 hours with sensor use

Function: photosensor + radar sensor.

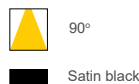
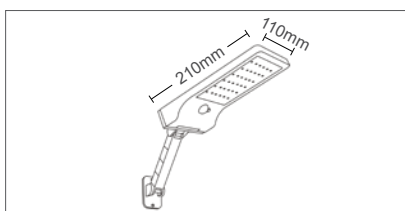
Human sensor mode:

In the dark, it will be weak light and automatically on strong light for 15s once sensing people movement

and back to weak light afterwards.

Detection Distance of PIR Sensor: 3-5m

Installation Height: 2-3m



SOLIGHT F


3210190 3W 440lm 6400K



GENERAL INFORMATION

KALAHARI, is a solar waterproof, IP65, fixture equipped with SMD LEDs, photosensor.
Transparent glass diffuser with a thickness of 4 mm.
Housing of ABS in black color.
Polycarbonate solar panel.
New type ETFE Photovoltaic polycrystalline panel 5V - 1.6W.
Battery: LiFePO4 3.2V 1800mAh.
Charging time: 4-6h
Autonomy: 10-12h
Operates with Photosensor, turns on & off automatically.
Light beam direction by 4 sides.

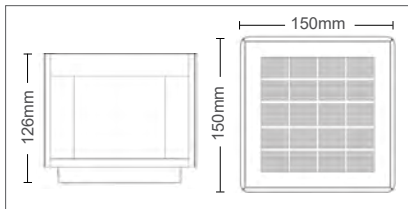
OUTDOOR LED
SOLAR LIGHTS



40°



Satin black



KALAHARI



3210280 2W 100lm 3CCT

GENERAL INFORMATION

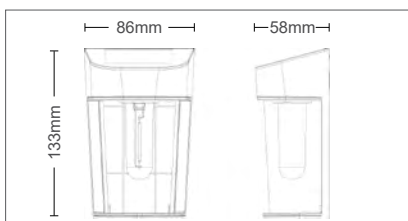
SOLUX F, is a solar waterproof, IP44, wall fixture equipped with SMD LEDs & photosensor.
Transparent polycarbonate diffuser with a thickness of 4 mm.
Housing of ABS in black color.
Polycarbonate solar panel.
New type ETFE Photovoltaic polycrystalline panel 2V - 0.33W.
Battery: AA 1.2V 600mAh, NiCd
Charging time: 6-8h
Autonomy: 8-10h
Operates with Photosensor, turns on automatically when detects lux<5 & off when lux>5.



180°



Satin black



SOLUX F

3210310 1W 20lm 3000K

OUTDOOR LED
SOLAR LIGHTS

GENERAL INFORMATION

SOLUX P, is a solar waterproof, IP44, garden fixture equipped with SMD LEDs & photo-sensor.

Transparent polycarbonate diffuser with a thickness of 4 mm.

Housing of ABS in black color.

Polycarbonate solar panel.


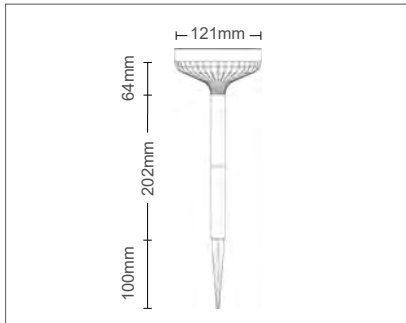
New type ETFE Photovoltaic polycrystalline panel 2V - 0.4W.

Battery: 18650 3.7V 1200mAh

Charging time: 6-8h

Autonomy: 8-10h

Operates with Photosensor, turns on automatically when detects lux<5 & off when lux>5.



360°



Satin black

SOLUX P

3210320 1W 50lm 6000K

GENERAL INFORMATION

SOLUX S, is a solar waterproof, IP44, garden fixture equipped with SMD LEDs, & photo-sensor.

Transparent polycarbonate diffuser with a thickness of 4 mm.

Housing of ABS in black color.

Polycarbonate solar panel.


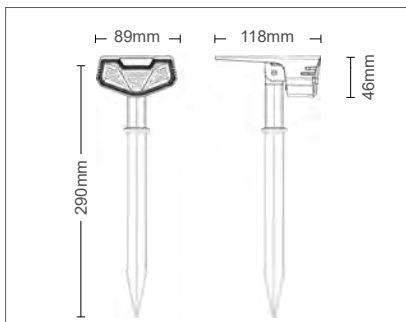
New type ETFE Photovoltaic polycrystalline panel 5V - 0.09W.

Battery: 18650 3.7V 1500mAh

Charging time: 6-8h

Autonomy: 6-8h

Operates with Photosensor, turns on automatically when detects lux<5 & off when lux>5.



120°



Satin black

SOLUX S

3210330 1W 150lm 6000K

OUTDOOR LED
 SOLAR LIGHTS

GENERAL INFORMATION

VICTORIA, is a solar waterproof, IP65, led strip set, with remote control.

Housing of ABS in black color.

Polycarbonate solar panel.

New type ETFE Photovoltaic monocrystalline panel 5V - 1.6W.

Battery: Lithium LiFePO4 3.2V 1800mAh

Charging time: 4-6h.

Autonomy: 12-14h

Is equipped with remote control with the following functions:

ON - Light ON and enter to AUTO mode.

OFF - Light off.

HIGH LIGHT - Brightness will be gradually decreased from 100%, light off after 12-14.

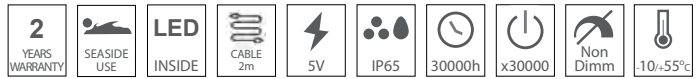
SLIGHTLY LIGHT - Brightness will be gradually decreased from 40%, light off after 12-14 hours.

3H - Brightness will be gradually decreased from 100%, light off after 3.

6H - Brightness will be gradually decreased from 100%, light off after 6.

MODE - Single color: always on—«breathing»* flash—>slow flash.

AUTO - Brightness will be gradually decreased from 100%, light off after 12-14



120°



Satin black

VICTORIA

3210240	18W	900lm	5M	3000K
3210250	18W	900lm	5M	6000K
3210260	40W	2000lm	10M	3000K
3210270	40W	2000lm	10M	6000K



2024
lighting
electrical
catalog

15

**PORTABLE &
EMERGENCY LIGHTS**
TORCHES, NIGHT LAMPS & EXIT

GENERAL INFORMATION

LAMPAS is a family of rechargeable portable led torches.

LAMPAS 13 is a two way light sources, side light (145Lm & 2W) torch (300Lm & 5W), total 7W output power.

Characteristics:

Battery: Lead-Acid 4V 1600mAh

Charging time: 12 - 15h

Discharging time: 4h for the side light, 2h for the torch.

Non-slip Grip.

Class II.

Color: Red & black.

Dimensions: Φ 91x287mm.

2 pin power cable with euro plug and 0.5m long for charging included in the package.



5000470 7W (5+2w) 445lm 6000K

LAMPAS 13

GENERAL INFORMATION

LAMPAS is a family of rechargeable portable led torches.

LAMPAS 9 is a one way light source with 2 functions: High (150Lm), Low (55Lm), total 3W output power.

Characteristics:

Battery: Lead Acid 4V 900mAh

220-240V Charging.

DC Operating.

Charging time: 10 - 12h

Discharging time: 2.5 - 6h

Non-slip Grip.

Class II. Color: Yellow & black.

Dimensions: Φ 78x230mm.

2 pin power cable with euro plug and 0.5m long for charging included in the package.



5000430 3W 150lm 6000K

LAMPAS 9

GENERAL INFORMATION

LAMPAS is a family of rechargeable portable led torches.

LAMPAS 11 is a one way light source with 2 functions: High (125Lm), Low (40Lm), total 3W output power.

Characteristics:

Battery: Lead Acid 4V 400mAh

DC Charging.

DC Operating.

Charging time: 10 - 12h

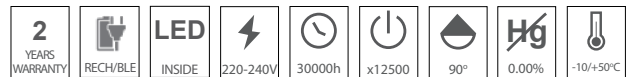
Discharging time: 1 - 4h

Non-slip Grip.

Class II. Color: Green & black.

Dimensions: Φ 65x190mm.

Built in euro plug for direct charging.



5000450 3W 125lm 6000K

LAMPAS 11

GENERAL INFORMATION

LAMPAS is a family of rechargeable portable led torches.

LAMPAS 1 is a one way light source with 3 functions: High (500Lm) / Mid (200Lm) / Low (50Lm), total 25W output power.

Characteristics:

Battery: Li-ion 3.7V 2000mAh

DC Charging.

DC Operating.

Charging time: 4 - 6h

Discharging time: 1.5 - 20h

Class II.

Color: Yellow.

Hook on the handle.

Dimensions: Φ 110x190mm.

USB Charging cable 0.5m included.



5000360 25W 500lm 6000K

LAMPAS 1

GENERAL INFORMATION

LAMPAS is a family of rechargeable portable led torches.

LAMPAS 2 is a two way light sources, side light (500Lm & 6W) torch (50Lm & 0.5W), total 6.5W output power.

Characteristics:

Battery: Lead-Acid 4V 900mAh

220-240V Charging. DC Operating.

Charging time: 12 - 15h

Discharging time: 2.5h (side light), 7h (torch).

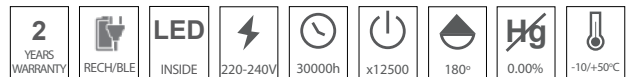
Autonomy: 7h

Sliding hook on top.

Class II. Color: Yellow & white.

Dimensions: 148x58x42mm.

2 pin power cable with euro plug and 0.5m long for charging included in the package.



5000370 6.5W (6+0.5W) 500lm 6000K

LAMPAS 2

GENERAL INFORMATION

LAMPAS is a family of rechargeable portable led torches.

LAMPAS 11 is a two way light sources, side light (140Lm & 19W) torch (140Lm & 3W), total 22W output power.

Characteristics:

Battery: Li-ion 3.7V 1800mAh

DC Charging.

DC Operating.

Charging time: 6 - 8h

Discharging time: 1.5h - 40h (side light),

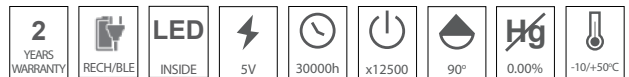
3.5 - 80h (torch).

Class III.

Color: White & grey.

Dimensions: Φ 83x202mm.

USB Charging cable 0.5m included.



5000410 22W (19+3W) 280lm 6000K

LAMPAS 11

GENERAL INFORMATION

LAMPAS is a family of rechargeable portable led torches.

LAMPAS 8 is a two way light sources, folding internal side light (140Lm & 3W) torch (50Lm & 1.4W), total 4.4W output power.

Characteristics:

Battery: Li-ion 3.7V 1200mAh.

DC Charging.

DC Operating.

Charging time: 4 - 6h

Discharging time: 5h (side light), 2 - 10h (torch).

Class III.

Color: White & grey.

Dimensions: Φ 67x180mm.

USB Charging cable 0.5m included in the package.

5000420 4.4W (3+1.4w) 190lm 6000K



LAMPAS 8

GENERAL INFORMATION

FLASH is a family of portable led flash lights.

FLASH 1 is a two way light sources, internal side light COB (150Lm & 2W) torch XPE with zoomable head (50Lm & 1W), total 3W output power.

Characteristics:

Battery: Li-ion 14500 400mAh

DC Charging.

DC Operating.

Charging time: 6h

Discharging time: 6h

Class III.

Color: Black

Dimensions: Φ 25x92mm.

USB Charging cable 0.5m included in the package.

5000480 3W 200lm 6000K



FLASH 1

GENERAL INFORMATION

FLASH is a family of portable led flash lights.

FLASH 2 is a one way light source, torch (15Lm & 1W).

Characteristics:

Operating time: 4h.

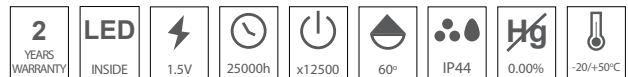
Beam range: 15m.

Battery: 2xAA (not included).

Color: Black

Dimensions: Φ 42x150mm.

5000490 1W 15lm 6000K



FLASH 2

GENERAL INFORMATION

FLASH is a family of portable led flash lights.
FLASH 3 is a one way light source, torch (200Lm & 3W).
Characteristics:
Operating time: 6h.
Beam range: 15m.
Battery: 3xAA (not included).
Hook for hanging.
Magnet on the back side.
Color: Black & orange
Dimensions: 290x60x37mm.
Made of ABS & rubber.

2 YEARS WARRANTY	LED INSIDE	⚡ 1.5V	🕒 25000h	🔌 x12500	☔ 60°	💧 IP44	☒ 0.00%	🌡️ -20/+50°C
------------------------	---------------	-----------	-------------	-------------	----------	-----------	------------	-----------------



5000500 3W 200lm 6000K

FLASH 3

GENERAL INFORMATION

FLASH is a family of portable led flash lights.
FLASH 4 is a two way light source, front side (120Lm & 1W).
Characteristics:
Operating time: 6h.
Beam range: 15m.
Battery: 3xAA (not included).
Hook for hanging.
Magnet on the back side.
Color: Black.
Dimensions: 210x60x30mm.
Made of ABS & rubber.

2 YEARS WARRANTY	LED INSIDE	⚡ 1.5V	🕒 25000h	🔌 x12500	☔ 90°	💧 IP44	☒ 0.00%	🌡️ -20/+50°C
------------------------	---------------	-----------	-------------	-------------	----------	-----------	------------	-----------------



5000510 1W 120lm 6000K

FLASH 4

GENERAL INFORMATION

FLASH is a family of portable led flash lights.
FLASH 5 is a headlight with two way sources, top light COB (40Lm & 1W) torch (80Lm & 2W), total 3W output power.
Characteristics:
Battery: Li-ion 18650.
DC Charging.
DC Operating.
Charging time: 6h
Discharging time: 5h
Beam range: 50m.
Class III.
Magnet on the right side.
Dimensions: Φ25x92mm.
USB Charging cable 0.5m included in the package.

2 YEARS WARRANTY	🔌 RECH/BLE	LED INSIDE	⚡ 5V	🕒 25000h	🔌 x12500	☔ 60°	💧 IP44	☒ 0.00%	🌡️ -20/+50°C
------------------------	---------------	---------------	---------	-------------	-------------	----------	-----------	------------	-----------------



5000520 3W (1+2W) 120lm 6000K

FLASH 5

GENERAL INFORMATION

BEE is an RGB night lamp.
Operating with Photocell sensor. When the luminosity in the room is less than 20lux then automatically switches ON.- The body of the bee glows yellow and the wings changing RGB colors randomly.
Color: Black & orange
Dimensions: 130x90mm.
Made of ABS & polycarbonate.

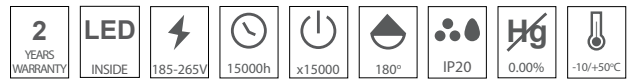


5200570 0.4W 50lm RGB

BEE

GENERAL INFORMATION

OWL is a modern night lamp.
Operating with Photocell sensor. When the luminosity in the room is less than 20lux then automatically switches ON.
Color: Green & white
Dimensions: 96x95mm.
Made of NON FLAMABLE ABS.



5200690 0.5W 50lm 6000K

OWL

GENERAL INFORMATION

SUN is an all time classic night lamp.
Operating with ON/OFF switch.
Available in 3 different kelvins.
Color: White & transparent.
Dimensions: Φ65mm.
Made of PS & ABS.

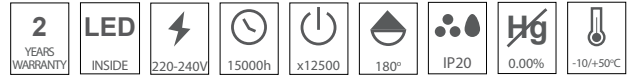


5200460 0.4W 50lm 6400K
5200430 0.4W 30lm BLUE
5200450 0.4W 40lm PINK

SUN

GENERAL INFORMATION

ROSE is an all time classic night lamp.
Operating with ON/OFF switch.
Available in 3 different kelvins.
Color: White & transparent.
Dimensions: Φ 55mm.
Made of PS & ABS.



ROSE

5200380	0.4W	50lm	6400K
5200350	0.4W	30lm	BLUE
5200360	0.4W	40lm	GREEN

GENERAL INFORMATION

BUTTERFLY is an all time classic night lamp.
Operating with ON/OFF switch.
Available in 3 different kelvins.
Color: White & transparent.
Dimensions: 72x55mm.
Made of PS & ABS.



BUTTERFLY

5200420	0.3W	50lm	6400K
5200390	0.3W	30lm	BLUE
5200400	0.3W	40lm	GREEN

GENERAL INFORMATION

HEART is an all time classic night lamp.
Operating with ON/OFF switch.
Available in 2 different kelvins.
Color: White & transparent.
Dimensions: 56x55mm.
Made of PS & ABS.



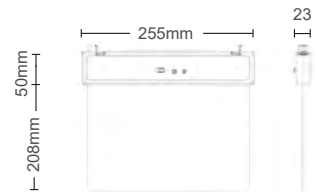
HEART

5200500	0.3W	50lm	6400K
5200470	0.3W	30lm	BLUE

EMERGENCY
LED LIGHTS

GENERAL INFORMATION

EXIT 10 is a rechargeable emergency fixture equipped with SMD LEDs.
2 in 1, can be used as pendant or surface mounted.
Battery: Lithium 14500 3.7V 500mAh.
AC Charging.
DC Operating.
Charging time: 12-15h,
Discharging time: 10h.
Class II.
Housing of ABS, difusser of PS.
Exit & other stickers are included.
EU plug with 40cm cable included in the package.

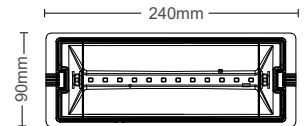


5020140 2W 100lm 6500K

EXIT 10

GENERAL INFORMATION

EXIT C is a rechargeable emergency fixture equipped with SMD LEDs.
Can be used for surface mounted.
It is waterproof, IP65, which means can be used outdoor.
Wasy opening of the difusser with 2 pop-up buttons.
Battery: LiFePO4 3.2V 600mAh.
AC Charging.
DC Operating.
Charging time: 6-8h,
Discharging time: 3h.
Class II.
Housing of ABS, difusser of PC.
Exit & other stickers are included.



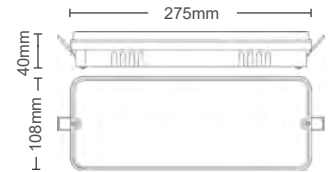
5020130 3W 150lm 6500K

EXIT C

EMERGENCY
LED LIGHTS

GENERAL INFORMATION

EXIT 12L is a rechargeable emergency fixture equipped with SMD LEDs.
 Can be used for surface mounted.
 It is waterproof, IP65, which means can be used outdoor.
 1 step of lighting: 100% 160Lm.
 Battery: Lithium 18650 3.7V 1200mAh.
 AC Charging.
 DC Operating.
 Charging time: 24h,
 Discharging time: 3h.
 Class II.
 Housing of ABS, difusser of PS.
 Exit & other stickers are included.
 EU plug with 40cm cable included in the package.

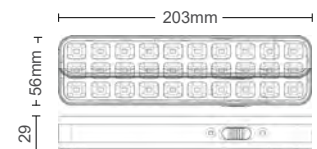


5020100 2W 160lm 6500K

EXIT 12

GENERAL INFORMATION

XIT 30L is a rechargeable emergency fixture equipped with SMD LEDs.
 2 steps of lighting: 100% 160Lm, 50% 80Lm
 Battery: Lithium 18650 3.7V 1200mAh.
 AC Charging.
 DC Operating.
 Charging time: 24h,
 Discharging time: 3h (high), 6h(low)
 Class II.
 Housing of ABS, difusser of PS.
 Exit & other stickers are included.
 EU plug with 40cm cable included in the package.



5020090 2W 160lm 6500K

EXIT 30

GENERAL INFORMATION

EXIT 60 is a rechargeable emergency fixture equipped with SMD LEDs.
 2 steps of lighting: 100% 320Lm, 50% 160Lm
 Battery: Lithium 18650 3.7V 2000mAh.
 AC Charging.
 DC Operating.
 Charging time: 24h,
 Discharging time: 3h (high), 6h(low)
 Class II.
 Housing of ABS, difusser of PS.
 Exit & other stickers are included.
 EU plug with 75cm cable included in the package.



5020120 4W 320lm 6500K

EXIT 60

GENERAL INFORMATION

PUPIL is a portable rechargeable LED desk lamp with 3CCT.
 Characteristics:
 Battery: Li-ion 3.7V 1250mAh
 DC Charging.
 DC Operating.
 Touch control.
 3CCT changing color by a touch button.
 Charging time: 8-10h
 Discharging time: 4-5h
 Class III.
 Color: White and Green with white
 Dimensions: 340x136mm.
 USB Charging cable 0.5m included in the package.



5301600	6W	150lm	3CCT
5301610	6W	150lm	3CCT

PUPIL

GENERAL INFORMATION

SPARKY is a portable rechargeable LED lantern lamp ideal for gardens.
 Characteristics:
 Battery: 18650 3.7V 1200mAh
 DC Charging.
 DC Operating.
 Charging time: 3-4h
 Discharging time: 30h
 Class III.
 Color: Green.
 Made of ABS & PC.
 USB Charging cable 1.2m included in the package.



5010280	5W	20lm	1600K
---------	----	------	-------

SPARKY

16

BULBS

GENERAL INFORMATION

LEDISONE 2 CLEAR is a family of filament bulbs. They provide High brightness with 3 different light options, brings you comfortable atmosphere, suitable for home, bedroom, kitchen and dining room decorations.

This A60 model with E27 socket for 360° light beam-angle as desired lighting flexibility.

It's ready to be operated with its easy use.

Contain no mercury, no UV & IR, no dazzling, flicker-free, outstanding heat dissipation materials.

1514430	8W	=67W	1000lm	2700K
1514440	8W	=68W	1016lm	4000K
1514450	8W	=69W	1040lm	6400K
1518200	10W	=74W	1110lm	2700K
1518210	10W	=85W	1270lm	4000K



LEDISONE 2 CLEAR A60

GENERAL INFORMATION

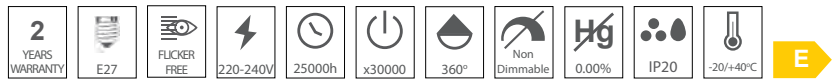
LEDISONE 2 CLEAR is a family of filament bulbs. They provide High brightness with 2 different light options, brings you comfortable atmosphere, suitable for home, bedroom, kitchen and dining room decorations.

This G45 model with E27 socket for 360° light beam-angle as desired lighting flexibility.

It's ready to be operated with its easy use.

Contain no mercury, no UV & IR, no dazzling, flicker-free, outstanding heat dissipation materials.

1514550	4W	=35W	520lm	2700K
1514560	4W	=35W	532lm	4000K
1518300	6W	=48W	726lm	2700K
1518310	6W	=49W	738lm	4000K



LEDISONE 2 CLEAR G45

GENERAL INFORMATION

LEDISONE 2 CLEAR is a family of filament bulbs. They provide High brightness with 2 different light options, brings you comfortable atmosphere, suitable for home, bedroom, kitchen and dining room decorations.

This ST64 model with E27 socket for 360° light beam-angle as desired lighting flexibility.

It's ready to be operated with its easy use.

Contain no mercury, no UV & IR, no dazzling, flicker-free, outstanding heat dissipation materials.

1514580	8W	=67W	1000lm	2700K
1514590	8W	=68W	1016lm	4000K



LEDISONE 2 CLEAR ST64

GENERAL INFORMATION

LEDISONE 2 CLEAR is a family of filament bulbs. They provide High brightness with 2 different light options, brings you comfortable atmosphere, suitable for home, bedroom, kitchen and dining room decorations.

This G95 model with E27 socket for 360° light beam-angle as desired lighting flexibility.

It's ready to be operated with its easy use.

Contain no mercury, no UV & IR, no dazzling, flicker-free, outstanding heat dissipation materials.



1514610	8W	=66W	976lm	2700K
1514620	8W	=67W	1000lm	4000K

LEDISONE 2 CLEAR G95

GENERAL INFORMATION

LEDISONE 2 CLEAR is a family of filament bulbs. They provide High brightness with 3 different light options, brings you comfortable atmosphere, suitable for home, bedroom, kitchen and dining room decorations.

This C35 model with E14 socket for 360° light beam-angle as desired lighting flexibility.

It's ready to be operated with its easy use.

Contain no mercury, no UV & IR, no dazzling, flicker-free, outstanding heat dissipation materials.



1514460	4W	=35W	520lm	2700K
1514470	4W	=35W	532lm	4000K
1514480	4W	=36W	540lm	6000K
1518220	6W	=48W	726lm	2700K
1518230	6W	=49W	738lm	4000K

LEDISONE 2 CLEAR C35

GENERAL INFORMATION

LEDISONE 2 CLEAR is a family of filament bulbs. They provide High brightness with 3 different light options, brings you comfortable atmosphere, suitable for home, bedroom, kitchen and dining room decorations.

This G45 model with E14 socket for 360° light beam-angle as desired lighting flexibility.

It's ready to be operated with its easy use.

Contain no mercury, no UV & IR, no dazzling, flicker-free, outstanding heat dissipation materials.



1514520	4W	=35W	520lm	2700K
1514530	4W	=35W	532lm	4000K
1518280	6W	=48W	726lm	2700K
1518290	6W	=49W	738lm	4000K
1519080	6W	=50W	750lm	6000K

LEDISONE 2 CLEAR G45

GENERAL INFORMATION

LEDISONE 2 CLEAR DIM is a family of filament dimmable bulbs. They provide High brightness with 2 different light options, brings you comfortable atmosphere, suitable for home, bedroom, kitchen and dining room decorations. This C35 model with E14 socket for 360° light beam-angle as desired lighting flexibility. It is compatible with the most dimmers in the market. Contain no mercury, no UV & IR, no dazzling, flicker-free, outstanding heat dissipation materials.



1518340	6W	=50W	660lm	2700K
1518350	6W	=50W	666lm	4000K

LEDISONE 2 CLEAR C35 DIM

GENERAL INFORMATION

LEDISONE 2 CLEAR DIM is a family of filament dimmable bulbs. They provide High brightness with 2 different light options, brings you comfortable atmosphere, suitable for home, bedroom, kitchen and dining room decorations. This G45 model with E14 socket for 360° light beam-angle as desired lighting flexibility. It is compatible with the most dimmers in the market. Contain no mercury, no UV & IR, no dazzling, flicker-free, outstanding heat dissipation materials.



1518360	6W	=50W	660lm	2700K
1518370	6W	=50W	660lm	4000K

LEDISONE 2 CLEAR G45 DIM

GENERAL INFORMATION

LEDISONE 2 CLEAR DIM is a family of filament dimmable bulbs. They provide High brightness with 2 different light options, brings you comfortable atmosphere, suitable for home, bedroom, kitchen and dining room decorations. This A60 model with E27 socket for 360° light beam-angle as desired lighting flexibility. It is compatible with the most dimmers in the market. Contain no mercury, no UV & IR, no dazzling, flicker-free, outstanding heat dissipation materials.



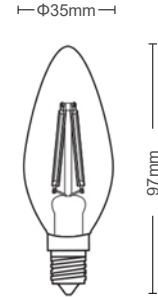
1518320	8W	=68W	1016lm	2700K
1518330	8W	=69W	1040lm	4000K

LEDISONE 2 CLEAR A60 DIM

GENERAL INFORMATION

LEDISONE 2 RETRO is a family of filament dimmable bulbs. They provide High brightness. Available only in warm white color. Brings you comfortable atmosphere, suitable for home, bedroom, kitchen and dining room decorations. This C35 model with E14 socket for 360° light beam-angle as desired lighting flexibility. It is compatible with the most dimmers in the market. Contain no mercury, no UV & IR, no dazzling, flicker-free, outstanding heat dissipation materials.

1514650 4W ≈35W 432lm 2500K




LEDISONE 2 RETRO C35TW DIM

GENERAL INFORMATION

LEDISONE 2 RETRO is a family of filament dimmable bulbs. They provide High brightness. Available only in warm white color. Brings you comfortable atmosphere, suitable for home, bedroom, kitchen and dining room decorations. This G95 model with E27 socket for 360° light beam-angle as desired lighting flexibility. It is compatible with the most dimmers in the market. Contain no mercury, no UV & IR, no dazzling, flicker-free, outstanding heat dissipation materials.

1513900 8W ≈60W 880lm 2500K

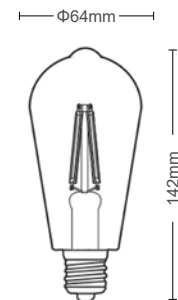


LEDISONE 2 RETRO G95 DIM

GENERAL INFORMATION

LEDISONE 2 RETRO is a family of filament dimmable bulbs. They provide High brightness. Available only in warm white color. Brings you comfortable atmosphere, suitable for home, bedroom, kitchen and dining room decorations. This ST64 model with E27 socket for 360° light beam-angle as desired lighting flexibility. It is compatible with the most dimmers in the market. Contain no mercury, no UV & IR, no dazzling, flicker-free, outstanding heat dissipation materials.

1513910 8W ≈60W 880lm 2500K



LEDISONE 2 RETRO ST64 DIM

GENERAL INFORMATION

LEDISONE RETRO is a family of filament bulbs. They provide High brightness. Available only in warm white color. brings you comfortable atmosphere, suitable for home, bedroom, kitchen and dining room decorations.

This G125 model with E27 socket for 360° light beam-angle as desired lighting flexibility.

It's ready to be operated with its easy use.

Contain no mercury, no UV & IR, no dazzling, flicker-free, outstanding heat dissipation materials.

1513550 8W =60W 880lm 2500K



LEDISONE RETRO G125

GENERAL INFORMATION

LEDISONE RETRO is a family of filament bulbs. They provide High brightness. Available only in warm white color. brings you comfortable atmosphere, suitable for home, bedroom, kitchen and dining room decorations.

This G95 model with E27 socket for 360° light beam-angle as desired lighting flexibility.

It's ready to be operated with its easy use.

Contain no mercury, no UV & IR, no dazzling, flicker-free, outstanding heat dissipation materials.

1513540 8W =60W 880lm 2500K



LEDISONE RETRO G95

GENERAL INFORMATION

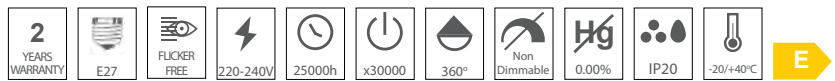
LEDISONE RETRO is a family of filament bulbs. They provide High brightness. Available only in warm white color. brings you comfortable atmosphere, suitable for home, bedroom, kitchen and dining room decorations.

This ST64 model with E27 socket for 360° light beam-angle as desired lighting flexibility.

It's ready to be operated with its easy use.

Contain no mercury, no UV & IR, no dazzling, flicker-free, outstanding heat dissipation materials.

1513530 8W =60W 880lm 2500K



LEDISONE RETRO ST64

GENERAL INFORMATION

LEDISONE 2 RETRO is a family of filament bulbs. They provide High brightness. Available only in warm white color. brings you comfortable atmosphere, suitable for home, bedroom, kitchen and dining room decorations.

This ST64 model with E27 socket for 360° light beam-angle as desired lighting flexibility.

It's ready to be operated with its easy use.

Contain no mercury, no UV & IR, no dazzling, flicker-free, outstanding heat dissipation materials.

1519220 6W =60W 822lm 2500K



LEDISONE 2 RETRO ST64

GENERAL INFORMATION

LEDISONE 2 RETRO is a family of filament bulbs. They provide High brightness. Available only in warm white color. brings you comfortable atmosphere, suitable for home, bedroom, kitchen and dining room decorations.

This A60 model with E27 socket for 360° light beam-angle as desired lighting flexibility.

It's ready to be operated with its easy use.

Contain no mercury, no UV & IR, no dazzling, flicker-free, outstanding heat dissipation materials.

1519200 6W =60W 840lm 2500K
1519210 4W =60W 568lm 2500K



LEDISONE 2 RETRO A60

GENERAL INFORMATION

LEDISONE 2 RETRO is a family of filament bulbs. They provide High brightness. Available only in warm white color. brings you comfortable atmosphere, suitable for home, bedroom, kitchen and dining room decorations.

This G45 model with E27 socket for 360° light beam-angle as desired lighting flexibility.

It's ready to be operated with its easy use.

Contain no mercury, no UV & IR, no dazzling, flicker-free, outstanding heat dissipation materials.

1519230 2W =30W 300lm 2500K



LEDISONE RETRO G45

GENERAL INFORMATION

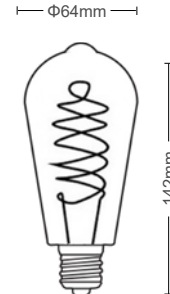
LEDISONE VINTAGE is a family of filament bulbs. They provide High brightness. Available only in warm white color. brings you comfortable atmosphere, suitable for home, bedroom, kitchen and dining room decorations.

This ST64 model with E27 socket for 360° light beam-angle as desired lighting flexibility.

It's ready to be operated with its easy use.

Contain no mercury, no UV & IR, no dazzling, flicker-free, outstanding heat dissipation materials.

1519170 4W =35W 400lm 2200K



LEDISONE VINTAGE ST64

GENERAL INFORMATION


LEDISONE VINTAGE is a family of filament bulbs. They provide High brightness. Available only in warm white color. brings you comfortable atmosphere, suitable for home, bedroom, kitchen and dining room decorations.

This G95 model with E27 socket for 360° light beam-angle as desired lighting flexibility.

It's ready to be operated with its easy use.

Contain no mercury, no UV & IR, no dazzling, flicker-free, outstanding heat dissipation materials.

1519180 4W =40W 428lm 2200K



LEDISONE VINTAGE G95

GENERAL INFORMATION

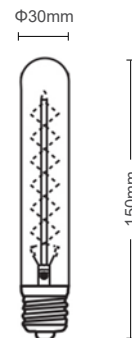
LEDISONE VINTAGE is a family of filament bulbs. They provide High brightness. Available only in warm white color. brings you comfortable atmosphere, suitable for home, bedroom, kitchen and dining room decorations.

This T30 model with E27 socket for 360° light beam-angle as desired lighting flexibility.

It's ready to be operated with its easy use.

Contain no mercury, no UV & IR, no dazzling, flicker-free, outstanding heat dissipation materials.

1519190 5W =40W 425lm 2200K



LEDISONE VINTAGE T30

GENERAL INFORMATION

ADVANCE is a premium family of led bulbs. G95 model with E27 socket & 200° light beam-angle as desired lighting flexibility. Available in 2 different light options. Contain no mercury, no UV & IR, no dazzling.



ADVANCE G95

1519040	14W	=90W	1250lm	4000K
1519050	14W	=90W	1300lm	6400K

GENERAL INFORMATION

ADVANCE is a premium family of led bulbs. G125 model with E27 socket & 200° light beam-angle as desired lighting flexibility. Available in 2 different light options. Contain no mercury, no UV & IR, no dazzling.

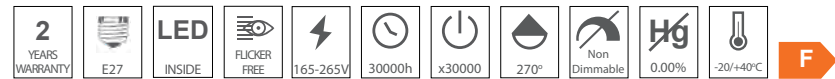


ADVANCE G125

1519060	20W	=130W	1900lm	4000K
1519070	20W	=130W	1950lm	6400K

GENERAL INFORMATION

SUPERNOVA is a high power family of led bulbs. T80 model with E27 socket & 270° light beam-angle as desired lighting flexibility. Available in 1 light option only. Contain no mercury, no UV & IR, no dazzling.



SUPERNOVA T80

1519660	20W	=115W	1700lm	6400K
---------	-----	-------	--------	-------

GENERAL INFORMATION

SUPERNOVA is a high power family of led bulbs.
T100 model with E27 socket & 270° light beam-angle as desired lighting flexibility.
Available in 1 light option only.
Contain no mercury, no UV & IR, no dazzling.



1519510 30W =170W 2550lm 6400K

SUPERNOVA T100

GENERAL INFORMATION

SUPERNOVA is a high power family of led bulbs.
T120 model with E27 socket & 270° light beam-angle as desired lighting flexibility.
Available in 1 light option only.
Contain no mercury, no UV & IR, no dazzling.



1519520 40W =230W 3400lm 6400K

SUPERNOVA T120

GENERAL INFORMATION

SUPERNOVA is a high power family of led bulbs.
T140 model with E27 socket & 270° light beam-angle as desired lighting flexibility.
Available in 1 light option only.
Contain no mercury, no UV & IR, no dazzling.



1519530 50W =285W 4250lm 6400K

SUPERNOVA T140

GENERAL INFORMATION

SUPREME is a high lumens family of led bulbs. Available in 3 different light options. A60 model with E27 socket.

Each of the bulbs is constructed from thermal plastic which doesn't heat up, even after long periods of use.

1519540	7W	=65W	980lm	2700K
1519550	7W	=65W	980lm	4000K
1519560	7W	=65W	980lm	6400K
1519570	9W	=85W	1260lm	2700K
1519580	9W	=85W	1260lm	4000K
1519590	9W	=85W	1260lm	6400K
1519600	12W	=110W	1680lm	2700K
1519610	12W	=110W	1680lm	4000K
1519620	12W	=110W	1680lm	6400K
1519630	15W	=140W	2100lm	2700K
1519640	15W	=140W	2100lm	4000K
1519650	15W	=140W	2100lm	6400K



SUPREME A60 E27 HIGH LUMENS

GENERAL INFORMATION

ADVANCE is a premium family of led bulbs. Available in 3 different light options.

A60 model with E27 socket & 220° light beam-angle as desired lighting flexibility.

Wide voltage range operating.

Each of the bulbs is constructed from thermal plastic which doesn't heat up, even after long periods of use.

Contain no mercury, no UV & IR, no dazzling, flicker-free, outstanding heat dissipation materials.

1519300	12W	=80W	1152lm	2700K
1519310	12W	=80W	1176lm	4000K
1519320	12W	=80W	1200lm	6400K
1519330	15W	=95W	1440lm	2700K
1519340	15W	=95W	1470lm	4000K
1519350	15W	=95W	1500lm	6400K



ADVANCE A60 E27

GENERAL INFORMATION

ADVANCE is a premium family of led bulbs. Available in 3 different light options.

A70 model with E27 socket & 220° light beam-angle as desired lighting flexibility.

Wide voltage range operating.

Each of the bulbs is constructed from thermal plastic which doesn't heat up, even after long periods of use.

Contain no mercury, no UV & IR, no dazzling, flicker-free, outstanding heat dissipation materials.

1519360	18W	=110W	1728lm	2700K
1519370	18W	=110W	1764lm	4000K
1519380	18W	=110W	1800lm	6400K



ADVANCE A70 E27

GENERAL INFORMATION

ADVANCE is a premium family of led bulbs. Available in 3 different light options. G45 model with E27 socket & 180° light beam-angle as desired lighting flexibility. Wide voltage range operating. Each of the bulbs is constructed from thermal plastic which doesn't heat up, even after long periods of use. Contain no mercury, no UV & IR, no dazzling, flicker-free, outstanding heat dissipation materials.

1519450	9W	=60W	792lm	2700K
1519460	9W	=60W	810lm	4000K
1519470	9W	=60W	828lm	6400K



ADVANCE G45 E27

GENERAL INFORMATION

ADVANCE is a premium family of led bulbs. Available in 3 different light options. G45 model with E14 socket & 180° light beam-angle as desired lighting flexibility. Wide voltage range operating. Each of the bulbs is constructed from thermal plastic which doesn't heat up, even after long periods of use. Contain no mercury, no UV & IR, no dazzling, flicker-free, outstanding heat dissipation materials.

1519420	9W	=60W	792lm	2700K
1519430	9W	=60W	810lm	4000K
1519440	9W	=60W	828lm	6400K



ADVANCE G45 E14

GENERAL INFORMATION

ADVANCE is a premium family of led bulbs. Available in 3 different light options. C38 model with E14 socket & 180° light beam-angle as desired lighting flexibility. Wide voltage range operating. Each of the bulbs is constructed from thermal plastic which doesn't heat up, even after long periods of use. Contain no mercury, no UV & IR, no dazzling, flicker-free, outstanding heat dissipation materials.

1519390	9W	=60W	792lm	2700K
1519400	9W	=60W	810lm	4000K
1519410	9W	=60W	828lm	6400K

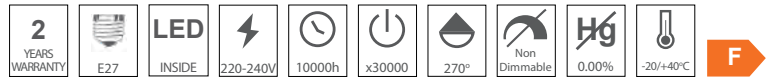


ADVANCE C38 E14

GENERAL INFORMATION

BASIS is an economic family of led bulbs. Available in 3 different light options. A60 model with E27 socket & 270° light beam-angle as desired lighting flexibility. Contain no mercury, no UV & IR, no dazzling.

1515710	9W	=60W	783lm	2700K
1515720	9W	=60W	801lm	4000K
1515730	9W	=60W	819lm	6400K
1515680	11.5W	=75W	1012lm	2700K
1515690	11.5W	=75W	1035lm	4000K
1515700	11.5W	=75W	1058lm	6400K
1515560	15W	=90W	1335lm	2700K
1515570	15W	=90W	1365lm	4000K
1515580	15W	=90W	1395lm	6400K

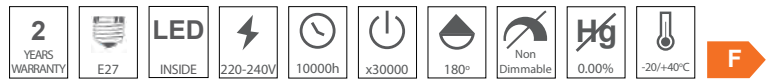


BASIS A60 E27

GENERAL INFORMATION

BASIS is an economic family of led bulbs. Available in 3 different light options. T30 model with E27 socket & 180° light beam-angle gives extra solutions for narrow spaces. Contain no mercury, no UV & IR, no dazzling.

1515410	9W	=60W	675lm	2700K
1515420	9W	=60W	702lm	4000K
1515430	9W	=60W	720lm	6400K



BASIS T37 E27

GENERAL INFORMATION

BASIS is an economic family of led bulbs. Available in 3 different light options. G45 model with E27 socket & 180° light beam-angle as desired lighting flexibility. Contain no mercury, no UV & IR, no dazzling.

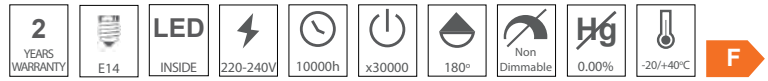
1518890	5W	=40W	390lm	2700K
1518900	5W	=40W	403lm	4000K
1518910	5W	=40W	416lm	6400K
1515620	7W	=50W	514lm	2700K
1515630	7W	=50W	520lm	4000K
1515640	7W	=50W	540lm	6400K



BASIS G45 E27

GENERAL INFORMATION

BASIS is an economic family of led bulbs. Available in 3 different light options. G45 model with E14 socket & 180° light beam-angle as desired lighting flexibility. Contain no mercury, no UV & IR, no dazzling.



1518860	5W	=40W	390lm	2700K
1518870	5W	=40W	403lm	4000K
1518880	5W	=40W	416lm	6400K
1515740	7W	=50W	514lm	2700K
1515750	7W	=50W	520lm	4000K
1515760	7W	=50W	540lm	6400K



BASIS G45 E14

GENERAL INFORMATION

BASIS is an economic family of led bulbs. Available in 3 different light options. C37 model with E14 socket & 180° light beam-angle as desired lighting flexibility. Contain no mercury, no UV & IR, no dazzling.



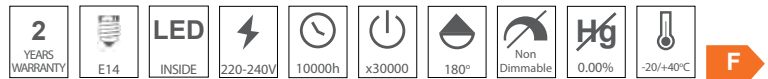
1518920	5W	=40W	390lm	2700K
1518930	5W	=40W	403lm	4000K
1518940	5W	=40W	416lm	6400K
1515590	7W	=50W	507lm	2700K
1515600	7W	=50W	520lm	4000K
1515610	7W	=50W	533lm	6400K



BASIS C37 E14

GENERAL INFORMATION

BASIS is an economic family of led bulbs. Available in 3 different light options. C37T special shape model with E14 socket & 180° light beam-angle as desired lighting flexibility. Contain no mercury, no UV & IR, no dazzling.



1516050	7W	=50W	514lm	2700K
1516060	7W	=50W	527lm	4000K
1516070	7W	=50W	533lm	6400K



BASIS C37T E14

GENERAL INFORMATION

ADVANCE is a premium led bulbs with Photo sensor.

A60 model with Photosensor built-in, E27 socket & 180° light beam-angle as desired lighting flexibility.

Wide voltage range operating.

Each of the bulbs is constructed from thermal plastic which doesn't heat up, even after long periods of use.

Light up when detects dark, lux<15 and turn off automatically when the sensor detects lux>15.

Contain no mercury, no UV & IR, no dazzling.

1519020	9W	=55W	810lm	4000K
1519030	9W	=55W	835lm	6400K



ADVANCE A60 E27 PHOTOCELL

GENERAL INFORMATION

ADVANCE PIR is a premium led bulb with PIR sensor.

A60 model with PIR sensor built-in, E27 socket & 180° light beam-angle as desired lighting flexibility.

Wide voltage range operating.

Each of the bulbs is constructed from thermal plastic which doesn't heat up, even after long periods of use.

Detection range: 5 meters.

Detection angle: 100°

Installation height: 5m max.

Time delay: 45sec.

Sensitivity: 10lux.

Contain no mercury, no UV & IR, no dazzling.

1518550	11W	=70W	1045lm	4000K
---------	-----	------	--------	-------



ADVANCE A60 E27 PIR SENSOR

GENERAL INFORMATION

BASIS MOSQUITO is a special purpose bulb. Intended to be used as mosquito repellent. Operates in 600nm wave length. It doesn't kill the mosquitos.

Contain no mercury, no UV & IR, no dazzling.



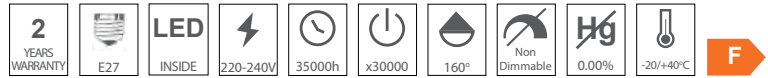
1518730	9W	=45W	630lm	1700K
---------	----	------	-------	-------

BASIS A60 E27 MOSQUITO

GENERAL INFORMATION

ADVANCE is a family of led bulbs with long neck.
Available in 3 different light options.
R63 model with E27 socket & 160° light beam-angle as desired lighting flexibility.
Contain no mercury, no UV & IR, no dazzling.

1512930	9W	=55W	756lm	2700K
1512940	9W	=55W	828lm	4000K
1512950	9W	=55W	846lm	6400K



ADVANCE R63 E27

GENERAL INFORMATION

ADVANCE is a family of led bulbs with long neck.
Available in 3 different light options.
R50 model with E14 socket & 160° light beam-angle as desired lighting flexibility.
Contain no mercury, no UV & IR, no dazzling.

1512840	7.7W	=45W	662lm	2700K
1512850	7.7W	=45W	678lm	4000K
1512860	7.7W	=45W	693lm	6400K



ADVANCE R50 E14

GENERAL INFORMATION

ADVANCE PRO is a new premium family of led bulbs. Available in 3 different light options.
PAR16 model with GU10 socket & 38° light beam-angle as desired lighting flexibility.
Wide voltage range operating.
Each of the bulbs is constructed from thermal plastic which doesn't heat up, even after long periods of use.
Contain no mercury, no UV & IR, no dazzling, flicker-free, outstanding heat dissipation materials.

1519670	6W	=35W	516lm	2700K
1519680	6W	=35W	528lm	4000K
1519690	6W	=35W	540lm	6400K



ADVANCE PRO GU10

GENERAL INFORMATION

BASIS is an economic family of led bulbs. Available in 3 different light options. PAR16 model with GU10 socket & 120° light beam-angle as desired lighting flexibility. Contain no mercury, no UV & IR, no dazzling, flicker-free, outstanding heat dissipation materials.



1518950	5W	≈25W	395lm	2700K
1518960	5W	≈25W	408lm	4000K
1518970	5W	≈25W	421lm	6400K
1515650	7W	≈35W	514lm	2700K
1515660	7W	≈35W	527lm	4000K
1515670	7W	≈35W	540lm	6400K



BASIS GU10

GENERAL INFORMATION

ADVANCE is a premium family of led bulbs. Available in 3 different light options. PAR16 model with GU10 socket & 120° light beam-angle as desired lighting flexibility. Wide voltage range operating. Each of the bulbs is constructed from thermal plastic which doesn't heat up, even after long periods of use. Contain no mercury, no UV & IR, no dazzling, flicker-free, outstanding heat dissipation materials.



1519480	9W	≈55W	756lm	2700K
1519490	9W	≈55W	774lm	4000K
1519500	9W	≈55W	792lm	6400K



ADVANCE GU10

GENERAL INFORMATION

ADVANCE is a premium family of led bulbs. Available in 3 different light options. PAR16 model with GU10 socket & 38° light beam-angle as desired lighting flexibility. It is Dimmable and compatible with the most dimmers in the market. Wide voltage range operating. Each of the bulbs is constructed from thermal plastic which doesn't heat up, even after long periods of use. Contain no mercury, no UV & IR, no dazzling, flicker-free, outstanding heat dissipation materials.



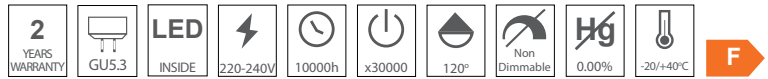
1513850	6W	≈30W	414lm	2700K
1513840	6W	≈30W	426lm	4000K
1513830	6W	≈30W	438lm	6400K



ADVANCE GU10 DIMMABLE

GENERAL INFORMATION

BASIS is an economic family of led bulbs. Available in 3 different light options. MR16 model with GU5.3 socket & 120° light beam-angle as desired lighting flexibility. Contain no mercury, no UV & IR, no dazzling.



1514280	3.3W	=20W	244lm	2700K
1514290	3.3W	=20W	257lm	4000K
1514300	3.3W	=20W	264lm	6400K
1515770	7W	=40W	514lm	2700K
1515780	7W	=40W	527lm	4000K
1515790	7W	=40W	540lm	6400K



BASIS GU5.3 220V

GENERAL INFORMATION

ADVANCE is a family of led bulbs. Available in 3 different light options. MR16 model with GU5.3 socket & 120° light beam-angle gives extra solutions for narrow spaces. Contain no mercury, no UV & IR, no dazzling.



1501140	3.5W	=20W	280lm	2700K
1501150	3.5W	=20W	288lm	4000K
1501160	3.5W	=20W	300lm	6400K



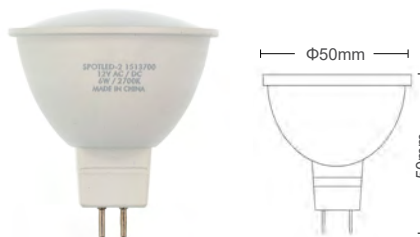
ADVANCE GU5.3 12V DIMMABLE

GENERAL INFORMATION

ADVANCE is a family of led bulbs. Available in 3 different light options. MR16 model with GU5.3 socket & 120° light beam-angle gives extra solutions for narrow spaces. Contain no mercury, no UV & IR, no dazzling.




1513700	6W	=35W	486lm	2700K
1513710	6W	=35W	508lm	4000K
1513720	6W	=35W	528lm	6400K



ADVANCE GU5.3 12V DIMAMBLE

GENERAL INFORMATION

SAGA is a family of smart led bulbs. Body is made of PBT & diffuser by PC. This A60 10W model includes LED in RGB+W CCT, E27 socket & 220° light beam-angle as desired lighting flexibility. Download and Install the TuyaSmart or Smart Life applications in your Smart MobilePhone, and sign in the App!. Add your Smart Device in the Application and Set Up the Settings as you want for **Google Assistant & Amazon Alexa**. Then control your bulb to evaluate the lighting effect you desired.

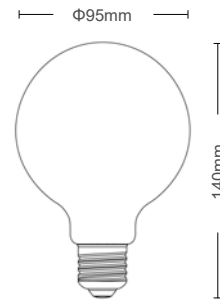


SAGA A60

1518700 10W 850lm RGB+CCT

GENERAL INFORMATION

SAGA is a family of smart led bulbs. Body is made of PBT & diffuser by PC. This G95 14W model includes LED in RGB+W CCT, E27 socket & 270° light beam-angle as desired lighting flexibility. Download and Install the TuyaSmart or Smart Life applications in your Smart MobilePhone, and sign in the App!. Add your Smart Device in the Application and Set Up the Settings as you want for **Google Assistant & Amazon Alexa**. Then control your bulb to evaluate the lighting effect you desired.

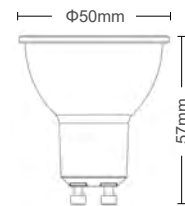


SAGA G95

1518720 14W 1260lm RGB+CCT

GENERAL INFORMATION

SAGA is a family of smart led bulbs. Body is made of PBT & diffuser by PC. This PAR16 6W model includes LED in RGB+W CCT, GU10 socket & 120° light beam-angle as desired lighting flexibility. Download and Install the TuyaSmart or Smart Life applications in your Smart MobilePhone, and sign in the App!. Add your Smart Device in the Application and Set Up the Settings as you want for **Google Assistant & Amazon Alexa**. Then control your bulb to evaluate the lighting effect you desired.



SAGA GU10

1518710 6W 450lm RGB+CCT

GENERAL INFORMATION

FLAMMY is a family of decorative bulbs. Artificial Vivid Fire, Dynamic Moving Flame, Simulate Nature Fire Flicker Flame, but flameless.
Replacement of Tradicional Gas Lantern, Eg Retrofit Oil Lamp, Hurricane Lamp Atmosphere Mood Lamp, Decorate Your Space with its Orange Warm Flame Color, Give You A Peaceful Romantic and Relax Moment When Light Up One Fire Flame Bulbs, Flame Modes: Flicking Light/Breathing Light/G-Sensor Light.
Contain no mercury, no UV & IR, no dazzling, flicker-free, outstanding heat dissipation

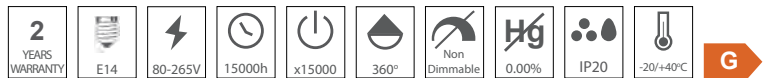


1519740 5W =25W 250lm 1400K

FLAMMY E27

GENERAL INFORMATION

FLAMMY is a family of decorative bulbs. Artificial Vivid Fire, Dynamic Moving Flame, Simulate Nature Fire Flicker Flame, but flameless.
Replacement of Tradicional Gas Lantern, Eg Retrofit Oil Lamp, Hurricane Lamp Atmosphere Mood Lamp, Decorate Your Space with its Orange Warm Flame Color, Give You A Peaceful Romantic and Relax Moment When Light Up One Fire Flame Bulbs, Flame Modes: Flicking Light/Breathing Light/G-Sensor Light.

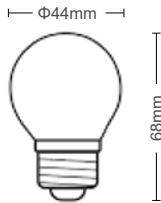


1519730 4W =15W 120lm 1400K

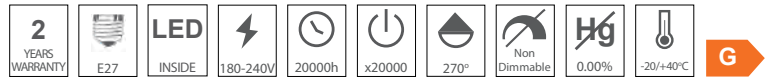
FLAMMY C37T E14

GENERAL INFORMATION

BASIS is an economic family of led bulbs. Available in 3 different light options. PAR16 model with GU10 socket & 120° light beam-angle as desired lighting flexibility. Contain no mercury, no UV & IR, no dazzling, flicker-free, outstanding heat dissipation materials.



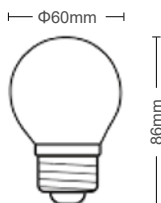
1501520	2W	=10W	120lm	2700K
1501530	2W	=10W	120lm	6400K
1501540	2W	=10W	120lm	RED
1501550	2W	=10W	120lm	GREEN
1501570	2W	=10W	120lm	BLUE
1501560	2W	=10W	120lm	YELLOW



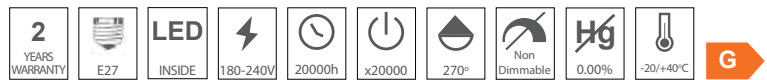
COLORLED G45 E27

GENERAL INFORMATION

BASIS is an economic family of led bulbs. Available in 3 different light options. PAR16 model with GU10 socket & 120° light beam-angle as desired lighting flexibility. Contain no mercury, no UV & IR, no dazzling, flicker-free, outstanding heat dissipation materials.



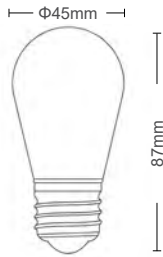
1501630	3W	=15W	180lm	2700K
1501640	3W	=15W	180lm	6400K
1501650	3W	=15W	180lm	RED
1501660	3W	=15W	180lm	GREEN
1501670	3W	=15W	180lm	YELLOW



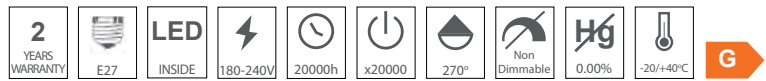
COLORLED G60 E27

GENERAL INFORMATION

BASIS is an economic family of led bulbs. Available in 3 different light options. PAR16 model with GU10 socket & 120° light beam-angle as desired lighting flexibility. Contain no mercury, no UV & IR, no dazzling, flicker-free, outstanding heat dissipation materials.




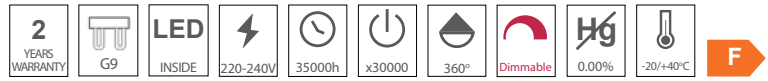
1501580	2.5W	=10W	150lm	2700K
1501590	2.5W	=10W	150lm	6400K
1501600	2.5W	=10W	150lm	RED
1501610	2.5W	=10W	150lm	GREEN
1501620	2.5W	=10W	150lm	YELLOW



COLORLED S14 E27

GENERAL INFORMATION

CAPSULED 2 is a family of G4 & G9 led bulbs. G9 model with 360° light beam-angle as desired lighting flexibility. It is Dimmable and compatible with the most dimmers in the market. No UV or IR radiation, a great combination of excellent energy efficiency,



1513560	3W	≈20W	290lm	2700K
1514420	3W	≈20W	294lm	4000K
1513570	3W	≈20W	300lm	6400K

CAPSULED 2 G9 3W DIMMABLE

GENERAL INFORMATION

CAPSULED 2 is a family of G4 & G9 led bulbs. G9 model with 360° light beam-angle as desired lighting flexibility. Our LED bulbs are equipped with fireproof glass that absorbs and dissipates heat better than traditional light bulb holders, extending the lifespan to 30,000 hours. No UV or IR radiation, a great combination of excellent energy efficiency,



1515440	3.2W	≈25W	325lm	2700K
1515450	3.2W	≈25W	336lm	4000K
1515460	3.2W	≈25W	345lm	6400K

CAPSULED 2 COB G9 3.2W

GENERAL INFORMATION

CAPSULED 2 is a family of G4 & G9 led bulbs. G9 model with 360° light beam-angle as desired lighting flexibility. Our LED bulbs are equipped with fireproof glass & ceramic that absorbs and dissipates heat better than traditional light bulb holders, extending the lifespan to 30,000 hours. No UV or IR radiation, a great combination of excellent energy efficiency,



1519240	4W	≈30W	456lm	2700K
1519250	4W	≈30W	484lm	4000K
1519260	4W	≈30W	498lm	6400K

CAPSULED 2 G9 4W

GENERAL INFORMATION

CAPSULED 2 is a family of G4 & G9 led bulbs. G9 model with 360° light beam-angle as desired lighting flexibility.

Our LED bulbs are equipped with fireproof glass & ceramic that absorbs and dissipates heat better than traditional light bulb holders, extending the lifespan to 30,000 hours.

No UV or IR radiation, a great combination of excellent energy efficiency,



1518980	6W	=40W	579lm	2700K
1518990	6W	=40W	593lm	4000K
1519000	6W	=40W	607lm	6400K

CAPSULED 2 G9 6W

GENERAL INFORMATION

CAPSULED 2 is a family of G4 & G9 led bulbs. G9 model with 360° light beam-angle as desired lighting flexibility.

Our LED bulbs are equipped with fireproof glass & ceramic that absorbs and dissipates heat better than traditional light bulb holders, extending the lifespan to 30,000 hours.

No UV or IR radiation, a great combination of excellent energy efficiency,


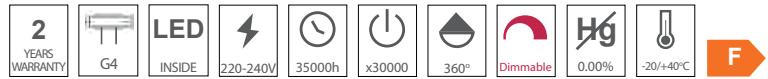


1517800	8W	=65W	920lm	2700K
1517810	8W	=65W	960lm	4000K
1517820	8W	=65W	1000lm	6400K

CAPSULED 2 G9 8W

GENERAL INFORMATION

CAPSULED 2 is a family of G4 & G9 led bulbs. G4 model with 360° light beam-angle as desired lighting flexibility. It is Dimmable and compatible with the most dimmers in the market. No transformer is required for this bulb. No warm-up time, easy and quick installation, no UV or other harmful radiation, good for eye protection, safe and environmentally friendly.



1513750	2,5W	=15W	200lm	2700K
1518690	2,5W	=15W	215lm	4000K

CAPSULED 2 G4 220V DIMMABLE

GENERAL INFORMATION

CAPSULED is a family of G4 & G9 led bulbs. Available in 3 different light options. G4 model with 360° light beam-angle as desired lighting flexibility. A DC12V LED transformer or AC12V halogen transformer is required for this lamp, otherwise the lamps will flicker. Attention: This G4 LED is compatible with AC or DC12V LED transformer. No warm-up time, easy and quick installation, no UV or other harmful radiation, good for eye protection, safe and environmentally friendly.



1519120	2W	=15W	170lm	2700K
1519130	2W	=15W	175lm	4000K
1519140	2W	=15W	180lm	6400K

CAPSULED G4 12V

GENERAL INFORMATION

ECO R7s is a halogen bulb. Halogen R7s used for Security floodlight have a Ring design which promises a long life. High Quality finish and Optimised for saving energy. Is a dimmable bulb but only with dimmers intended to halogen bulbs.



1100011	100W	1200lm	2800K
1100031	150W	2300lm	2800K
1100051	200W	2800lm	2800K
1100071	300W	5000lm	2800K
1100091	500W	9500lm	2800K

ECO R7s

LED BULBS

GENERAL INFORMATION


TUBELED is a family of single & double led tubes. Available in 2 different light options. T8 model with G13 socket & 320° light beam-angle as desired lighting flexibility. Contain no mercury, no UV & IR, no dazzling.

SINGLE ENDED

1600310	10W	=20W	1000lm	4000K
1600320	10W	=20W	1040lm	6500K

DOUBLE ENDED

1600710	10W	=20W	1000lm	4000K
1600720	10W	=20W	1040lm	6500K



TUBELED T8 G13 60CM

GENERAL INFORMATION

TUBELED is a family of single & double led tubes. Available in 2 different light options. T8 model with G13 socket & 320° light beam-angle as desired lighting flexibility. Contain no mercury, no UV & IR, no dazzling.

SINGLE ENDED

1600800	14W	=30W	1456lm	6500K
---------	-----	------	--------	-------



TUBELED T8 G13 60CM

GENERAL INFORMATION


TUBELED is a family of single & double led tubes. Available in 2 different light options. T8 model with G13 socket & 320° light beam-angle as desired lighting flexibility. Contain no mercury, no UV & IR, no dazzling.

SINGLE ENDED

1600340	20W	=38W	1880lm	4000K
1600350	20W	=38W	1920lm	6500K

DOUBLE ENDED

1600740	20W	=38W	1880lm	4000K
1600750	20W	=38W	1920lm	6500K



TUBELED T8 G13 60CM

GENERAL INFORMATION


TUBELED is a family of single & double led tubes. Available in 2 different light options. T8 model with G13 socket & 320° light beam-angle as desired lighting flexibility. Contain no mercury, no UV & IR, no dazzling.

SINGLE ENDED

1600370	24W	=48W	2400lm	4000K
1600380	24W	=48W	2448lm	6500K

DOUBLE ENDED

1600770	24W	=48W	2400lm	4000K
1600780	24W	=48W	2448lm	6500K



TUBELED T8 G13 60CM

17

**ELECTRICAL
EQUIPMENT**

17. Electrical equipment 309-350



UNICO GROUP SOCKETS WITH SWITCH - 312-313



INNOVA GROUP SOCKETS WITH SWITCH - 314



FIS GROUP SOCKETS WITHOUT CABLE - 315



EXTRA GROUP SOCKETS WITHOUT CABLE - 316



CLAS ADAPTERS SCHUKO - 317



SIMPLE M PLUGS SCHUKO - 319



SIMPLE F SOCKETS SCHUKO - 320



ISOLDER - 322-323



PLASTIC TERMINAL BLOCKS - 323



EASY TERMINAL BLOCKS - 324



INSULATION TAPES - 325



CABLE NAIL CLIPS - 326



CABLE TIES - 327



ABS DISTRIBUTION BOXES - 328-329



BUFFET JUNCTION BOXES - 330-331



PIR SENSORS - 332-333



HAND SWAP SENSORS - 334



SMOKE DETECTOR - 334



PHOTO SENSORS - 334-335



VENTI EXHAUST FANS - 336



WIRED DOOR BELLS - 337



WIRELESS DOOR BELLS - 338



WIRELESS ALARM & SENSORS - 339



PLASTIC & VAKELITE LAMP HOLDERS - 340



PORCELAIN LAMP HOLDERS - 341



STARTERS FOR T8 BULBS - 341



SIMPLE PENDANTS - 342



VITEZ PENDANTS - 343




GARLANDS 10 & 15M - 344




CABLE TRUNKS - 345-348



CABLE TRUNKS WITH ADHESIVE TAPE - 349-351



FLOOR CABLE TRUNKS - 351



FLOOR CABLE TRUNKS WITH ADHESIVE TAPE - 351

GROUP SOCKETS
WITH CABLE & SWITCH

GENERAL INFORMATION

UNICO 3 is a unique group socket with switch, made by PP.
Is equipped with cable in different lengths, 1.5m & 3m. The cable type used is H05VV-F and offers maximum load of 16A - 3680W.
The insulation of the cable is PVC.
3 positions: 3x2P+PE SCHUKO.
Safety during use is guaranteed by the construction and selection of self-extinguishing materials.
All VITO group sockets are equipped with protection against direct contact.



8002370	3xSCHUKO	1.5m	3G1.5	WHITE
8002380	3xSCHUKO	3m	3G1.5	WHITE
8002390	3xSCHUKO	3m	3G1.5	BLACK

UNICO 3

GENERAL INFORMATION

UNICO 4 is a unique group socket with switch, made by PP.
Is equipped with cable in different lengths, 1.5m & 3m. The cable type used is H05VV-F and offers maximum load of 16A - 3680W.
The insulation of the cable is PVC.
4 positions: 4x2P+PE SCHUKO.
Safety during use is guaranteed by the construction and selection of self-extinguishing materials.
All VITO group sockets are equipped with protection against direct contact.



8002400	4xSCHUKO	1.5m	3G1.5	WHITE
8002410	4xSCHUKO	1.5m	3G1.5	BLACK
8002420	4xSCHUKO	3m	3G1.5	WHITE
8002490	4xSCHUKO	3m	3G1.5	BLACK

UNICO 4

GENERAL INFORMATION

UNICO 5 is a unique group socket with switch, made by PP.
Is equipped with cable in different lengths, 1.5m & 3m. The cable type used is H05VV-F and offers maximum load of 16A - 3680W.
The insulation of the cable is PVC.
5 positions: 5x2P+PE SCHUKO.
Safety during use is guaranteed by the construction and selection of self-extinguishing materials.
All VITO group sockets are equipped with protection against direct contact.



8002430	5xSCHUKO	1.5m	3G1.5	WHITE
8002440	5xSCHUKO	1.5m	3G1.5	BLACK
8002450	5xSCHUKO	3m	3G1.5	WHITE

UNICO 5

GROUP SOCKETS
WITH CABLE & SWITCH

GENERAL INFORMATION

UNICO-6 is a unique group socket with switch, made by PP.
Is equipped with cable in different lengths, 1.5m & 3m. The cable type used is H05VV-F and offers maximum load of 16A - 3680W.
The insulation of the cable is PVC.
6 positions: 6x2P+PE SCHUKO.
Safety during use is guaranteed by the construction and selection of self-extinguishing materials.
All VITO group sockets are equipped with protection against direct contact.



8002460	3xSCHUKO	1.5m	3G1.5	WHITE
8002470	3xSCHUKO	3m	3G1.5	WHITE
8002500	3xSCHUKO	3m	3G1.5	BLACK

UNICO 6

GENERAL INFORMATION

UNICO 4U is a unique group socket with switch, made by PP.
Is equipped with cable in 1.5m & 3m length.
The cable type used is H05VV-F and offers maximum load of 16A - 3680W.
The insulation of the cable is PVC.
4 positions: 4x2P+PE SCHUKO, 1 position USB type A & 1 position USB type C.
Safety during use is guaranteed by the construction and selection of self-extinguishing materials.
All VITO group sockets are equipped with protection against direct contact.



8002480	4xSCHUKO +1xUSB A +1xUSB C	1.5m	3G1,5	WHITE
8002520	4xSCHUKO +1xUSB A +1xUSB C	1.5m	3G1,5	BLACK
8002510	4xSCHUKO +1xUSB A +1xUSB C	3m	3G1,5	WHITE
8002530	4xSCHUKO +1xUSB A +1xUSB C	3m	3G1,5	BLACK

UNICO 4U

GROUP SOCKETS
WITH CABLE

GENERAL INFORMATION

INNOVA 3 is a group socket made by PP. It is equipped with cable in different lengths. The cable type used is H05VV-F and offers maximum load of 16A - 3680W (except code 2101810 which uses 3x1mm² cable with max. load 10A - 2300W). The insulation of the cable is PVC.

3 positions: 3x2P+PE SCHUKO. Safety during use is guaranteed by the construction and selection of self-extinguishing materials.

All VITO group sockets are equipped with protection against direct contact.



8002300	3xSCHUKO	1.5m	3G1	WHITE
8002310	3xSCHUKO	1.5m	3G1.5	WHITE
8002320	3xSCHUKO	3m	3G1.5	WHITE

INNOVA 3

GENERAL INFORMATION

INNOVA 4 is a group socket made by PP. It is equipped with cable in different lengths. The cable type used is H05VV-F and offers maximum load of 16A - 3680W.

The insulation of the cable is PVC. 4 positions: 4x2P+PE SCHUKO. Safety during use is guaranteed by the construction and selection of self-extinguishing materials.

All VITO group sockets are equipped with protection against direct contact.



8002320	4xSCHUKO	1.5m	3G1.5	WHITE
8002330	4xSCHUKO	3m	3G1.5	WHITE

INNOVA 4

GENERAL INFORMATION

INNOVA 5 is a group socket made by PP. It is equipped with cable in different lengths. The cable type used is H05VV-F and offers maximum load of 16A - 3680W.

The insulation of the cable is PVC. 5 positions: 5x2P+PE SCHUKO. Safety during use is guaranteed by the construction and selection of self-extinguishing materials.

All VITO group sockets are equipped with protection against direct contact.



8002350	5xSCHUKO	1.5m	3G1.5	WHITE
8002360	5xSCHUKO	3m	3G1.5	WHITE

INNOVA 5

GENERAL INFORMATION

FIS 3 is a group socket made by PP.
Maximum load of 16A - 3680W.
3 positions: 3×2P+PE SCHUKO.
Safety during use is guaranteed by the construction and selection of self-extinguishing materials.
These group sockets are without cable.
They are equipped with base for easy wall mounting.



8002000 3xSCHUKO WHITE

FIS 3

GENERAL INFORMATION

FIS 4 is a group socket made by PP.
Maximum load of 16A - 3680W.
4 positions: 4×2P+PE SCHUKO.
Safety during use is guaranteed by the construction and selection of self-extinguishing materials.
These group sockets are without cable.
They are equipped with base for easy wall mounting.



8002040 4xSCHUKO WHITE

FIS 4

GENERAL INFORMATION

FIS 6 is a group socket made by PP.
Maximum load of 16A - 3680W.
6 positions: 6×2P+PE SCHUKO.
Safety during use is guaranteed by the construction and selection of self-extinguishing materials.
These group sockets are without cable.
They are equipped with base for easy wall mounting.

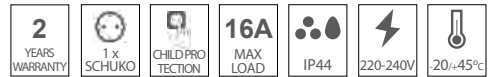


8002080 6xSCHUKO WHITE

FIS 6

GENERAL INFORMATION

EXTRA 1 is a single socket made by rubber. Maximum load of 16A - 3680W. It has a protection class of IP44 which means it can be used for outdoor purposes too. position: 1x2P+PE SCHUKO with rubber cover. Safety during use is guaranteed by the construction and selection of self-extinguishing materials. All VITO group sockets are equipped with protection against direct contact.

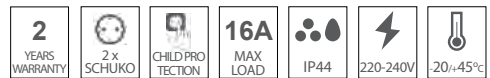


8006640 2xSCHUKO BLACK

EXTRA 1

GENERAL INFORMATION

EXTRA 2 is a group socket made by rubber. Maximum load of 16A - 3680W. It has a protection class of IP44 which means it can be used for outdoor purposes too. 2 positions: 2x2P+PE SCHUKO with rubber cover. Safety during use is guaranteed by the construction and selection of self-extinguishing materials. All VITO group sockets are equipped with protection against direct contact.

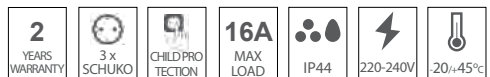


8006650 2xSCHUKO BLACK
8006660 2xSCHUKO BLACK&RED

EXTRA 2

GENERAL INFORMATION

EXTRA 3 is a group socket made by rubber. Maximum load of 16A - 3680W. It has a protection class of IP44 which means it can be used for outdoor purposes too. 3 positions: 2x2P+PE SCHUKO with rubber cover. Safety during use is guaranteed by the construction and selection of self-extinguishing materials. All VITO group sockets are equipped with protection against direct contact.



8006670 3xSCHUKO BLACK
8006680 3xSCHUKO BLACK&RED

EXTRA 3

GENERAL INFORMATION

CLAS 2 is a double adapter made by PP. Maximum load of 16A - 3680W. 2 positions: 2x2P+PE SCHUKO. Safety during use is guaranteed by the construction and selection of self-extinguishing materials.



8006270 2xSCHUKO WHITE

CLAS 2

GENERAL INFORMATION

CLAS 3 is a triple adapter made by PP. Maximum load of 16A - 3680W. 3 positions: 3x2P+PE SCHUKO. Safety during use is guaranteed by the construction and selection of self-extinguishing materials.



8006250 3xSCHUKO WHITE

CLAS 3

GENERAL INFORMATION

CLAS 3S is a triple adapter with switch made by PP. Maximum load of 16A - 3680W. 3 positions: 3x2P+PE SCHUKO. Safety during use is guaranteed by the construction and selection of self-extinguishing materials.




8006280 3xSCHUKO WHITE

CLAS 3S

ADAPTERS

GENERAL INFORMATION

CLAS 3R is a triple adapter made by PP.
Maximum load of 16A - 3680W.
3 positions: 3×2P+PE SCHUKO.
Safety during use is guaranteed by the construction and selection of self-extinguishing materials.




8006230 3xSCHUKO WHITE

CLAS 3R

GENERAL INFORMATION

CLAS 3T is a triple socket made by PP.
Is installed on a regular socket box on the wall.
Maximum load of 16A - 3680W.
3 positions: 3×2P+PE SCHUKO.
Safety during use is guaranteed by the construction and selection of self-extinguishing materials.



8006240 3xSCHUKO WHITE

CLAS 3T

GENERAL INFORMATION

SIMPLE M1 is a male schuko plug made by PP.
The cable is connected from the back.
Safety during use is guaranteed by the construction and selection of self-extinguishing materials.
All VITO group sockets are equipped with protection against direct contact.



- 8006500 WHITE
- 8006510 BLACK

SIMPLE M1

GENERAL INFORMATION

SIMPLE M2 is a male schuko plug made by PP.
The cable is connected from the bottom.
Safety during use is guaranteed by the construction and selection of self-extinguishing materials.
All VITO group sockets are equipped with protection against direct contact.



- 8006480 WHITE
- 8006490 BLACK

SIMPLE M2

GENERAL INFORMATION

SIMPLE M3 is a male angular schuko plug made by PP.
The cable is connected from the back.
It is equipped with handle for easy connection and disconnection.
Safety during use is guaranteed by the construction and selection of self-extinguishing materials.
All VITO group sockets are equipped with protection against direct contact.



- 8006520 WHITE
- 8006530 BLACK

SIMPLE M3

GENERAL INFORMATION

SIMPLE M4 is a male schuko plug with switch made by PP.
The cable is connected from the bottom.
Safety during use is guaranteed by the construction and selection of self-extinguishing materials.
All VITO group sockets are equipped with protection against direct contact.



8006550 WHITE

SIMPLE M4

GENERAL INFORMATION

SIMPLE M3 is a male schuko plug made by rubber.
The cable is connected from the back.
It has a protection class of IP44 which means it can be used for outdoor purposes too.
Safety during use is guaranteed by the construction and selection of self-extinguishing materials.
All VITO group sockets are equipped with protection against direct contact.



8006450 BLACK

SIMPLE M3

GENERAL INFORMATION

SIMPLE M3 is an angular male schuko plug made by rubber.
The cable is connected from the bottom.
Safety during use is guaranteed by the construction and selection of self-extinguishing materials.
All VITO group sockets are equipped with protection against direct contact.



8006470 BLACK

SIMPLE M2

GENERAL INFORMATION

SIMPLE FO1 is a female schuko plug made by rubber.
The cable is connected from the back.
It has a protection class of IP44 which means it can be used for outdoor purposes too.
Safety during use is guaranteed by the construction and selection of self-extinguishing materials.
All VITO group sockets are equipped with protection against direct contact.



8006460 BLACK

SIMPLE FO1

GENERAL INFORMATION

SIMPLE F1 is a female schuko plug made by PP.
The cable is connected from the back.
Safety during use is guaranteed by the construction and selection of self-extinguishing materials.
All VITO group sockets are equipped with protection against direct contact.



8006600 WHITE
8006610 BLACK

SIMPLE F1

GENERAL INFORMATION

UNI 1 is a universal adapter made by PP.
This universal socket power adapter allows you to connect devices from other countries to one socket outlet.
The adapter does not convert/change the voltage.
Current voltage: 250V
Type: EP-A112
High conductivity copper contacts
Adapter from suko male socket to universal female socket
Color: White.




8006540 WHITE

UNI 1

GENERAL INFORMATION

ISOLDER is a new innovative solution for connecting conductors simultaneously provides a soldered, insulated and waterproof connection in just a few seconds. No soldering kit required. Whether you're repairing a damaged electrical appliance cable, splicing wires in a car or in a professional industrial environment, this product will provide a strong, quality, weatherproof connection.

Specifications: 0,5mm²-1mm² x 20pcs.
Shrinkage ratio: 2:1.
Operating temperature: -55°C/+125°C.
Minimum shrink temperature: 80°C.
Starting temperature of solder melt: 115°C.
Temperature of fully solder melt: 150°C.




7200130 0.5-1mm² 20pcs RED

ISOLDER 1

GENERAL INFORMATION

ISOLDER is a new innovative solution for connecting conductors simultaneously provides a soldered, insulated and waterproof connection in just a few seconds. No soldering kit required. Whether you're repairing a damaged electrical appliance cable, splicing wires in a car or in a professional industrial environment, this product will provide a strong, quality, weatherproof connection.

Specifications: 1,5mm²-2,5mm² x 20pcs.
Shrinkage ratio: 2:1.
Operating temperature: -55°C/+125°C.
Minimum shrink temperature: 80°C.
Starting temperature of solder melt: 115°C.
Temperature of fully solder melt: 150°C.




7200140 1.5-2.5mm² 20pcs BLUE

ISOLDER 2

GENERAL INFORMATION

ISOLDER is a new innovative solution for connecting conductors simultaneously provides a soldered, insulated and waterproof connection in just a few seconds. No soldering kit required. Whether you're repairing a damaged electrical appliance cable, splicing wires in a car or in a professional industrial environment, this product will provide a strong, quality, weatherproof connection.

Specifications: 4,0mm²-6,0mm² x 20pcs.
Shrinkage ratio: 2:1.
Operating temperature: -55°C/+125°C.
Minimum shrink temperature: 80°C.
Starting temperature of solder melt: 115°C.
Temperature of fully solder melt: 150°C.



7200150 4.0-6.0mm² 20pcs YELLOW

ISOLDER 3

GENERAL INFORMATION

ISOLDER is a set of new innovative solution for connecting conductors simultaneously provides a soldered, insulated and waterproof connection in just a few seconds. No soldering kit required.
 Specifications: Set of 70pcs:
 5pcs x 0.25 - 0.34mm².
 30pcs x 0.50 - 1.00mm².
 30pcs x 1.50 - 2.50mm².
 5pcs x 4.00 - 6.00mm².
 Shrinkage ratio: 2:1.
 Operating temperature: -55°C/+125°C.
 Minimum shrink temperature: 80°C.
 Starting temperature of solder melt: 115°C.
 Temperature of fully solder melt: 150°C.



7200160 70pcs

ISOLDER 4

GENERAL INFORMATION

TERMI is a safe connectors family for solid & non flexible, wires only. Maximum resistance of 450V. Are available in 5 different types. 100pcs in each box, each size.



7200030 12 POSITIONS 3A 4mm

TERMI 1



7200040 12 POSITIONS 5A 6mm

TERMI 2



7200010 12 POSITIONS 10A 10mm

TERMI 3



7200020 12 POSITIONS 30A 16mm

TERMI 4



7200050 12 POSITIONS 60A 25mm

TERMI 5

GENERAL INFORMATION

QUICKY is a quick and safe connectors family for solid, non flexible, wires only. Maximum resistance of 300V. Are available in 4 different types. 100pcs in each bag, each size.



2
YEARS
WARRANTY

7200060 2 POSITIONS 24A 0,5mm²-2,5mm²

QUICKY 2



2
YEARS
WARRANTY

7200070 3 POSITIONS 24A 0,5mm²-2,5mm²

QUICKY 3



2
YEARS
WARRANTY

7200080 5 POSITIONS 24A 0,5mm²-2,5mm²

QUICKY 5



2
YEARS
WARRANTY

7200090 4 POSITIONS 24A 0,5mm²-2,5mm²

QUICKY 4

GENERAL INFORMATION

QUICKY-1 is a quick and safe connectors family for flexible and non flexible wires. Maximum resistance of 450V. Are available in 3 different types. 100pcs in each box, each size.



2
YEARS
WARRANTY

7200100 2 POSITIONS 32A 0,5mm²-4mm²

QUICKY 12



2
YEARS
WARRANTY

7200110 3 POSITIONS 32A 0,5mm²-4mm²

QUICKY 13



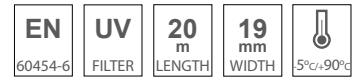
2
YEARS
WARRANTY

7200120 5 POSITIONS 32A 0,5mm²-4mm²

QUICKY 15

GENERAL INFORMATION

ISOLANTE 20 is a professional insulation tape family. It is flame retardant and can be used as electric insulation for e.g. power connections, or as wire-marker to identify individual wires. 5000V breakdown. 100% elasticity. Strength > 15N/cm. According to standard EN 60454-6. Material: PVC. Grip 1.8 N/cm. Electrical strength 40 kV/mm. Tape width: 19mm. Winding length: 20m. Tape thickness: 0.13mm. Available in variety of colors.

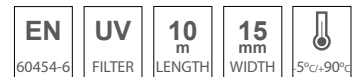


7500130	19mm	20m	RED
7500140	19mm	20m	BLUE
7500110	19mm	20m	WHITE
7500120	19mm	20m	BLACK
7500150	19mm	20m	YELLOW

ISOLANTE 20

GENERAL INFORMATION

ISOLANTE 10 is a professional insulation tape family. It is flame retardant and can be used as electric insulation for e.g. power connections, or as wire-marker to identify individual wires. 5000V breakdown. 100% elasticity. Strength > 15N/cm. According to standard EN 60454-6. Material: PVC. Grip 1.8 N/cm. Electrical strength 40 kV/mm. Tape width: 15mm. Winding length: 10m. Tape thickness: 0.13mm. Available in variety of colors.



7500090	15mm	10m	RED
7500100	15mm	10m	BLUE
7500070	15mm	10m	WHITE
7500080	15mm	10m	BLACK

ISOLANTE 10

GENERAL INFORMATION

ARC nail clips are pre-mounted fixing elements with a nail and clip. The nail clip is positioned with the inserted cable and the nail is hammered in. The VITO nail clips are ideal for quickly and securely fixing individual cables in wood, wooden materials, plasterboard, aerated concrete and vertically perforated brick. Are available in 8 different sizes and the blister is with zip opening which means you can open and close many times. 100pcs in each bag, each size.



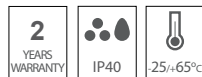
ARC 1

7600020 No:1 W:5mm NAIL:15mm



ARC 2

7600140 No:1.5 W:6mm NAIL:22mm



ARC 3

7600030 No:2 W:7mm NAIL:22mm



ARC 4

7600150 No:2.5 W:8mm NAIL:22mm



ARC 5

7600040 No:3 W:9mm NAIL:22mm



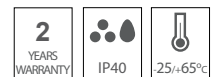
ARC 6

7600050 No:4 W:10mm NAIL:25mm



ARC 7

7600070 No:5 W:12mm NAIL:27mm



ARC 8

7600090 No:6 W:14mm NAIL:32mm

GENERAL INFORMATION

TIE P is a family of plastic, flame retardant, cable ties made of high quality nylon PA6. They have strong bearing capacity and are not easy to break. Bright color, good toughness, not easy to aging and long service life. Strong, durable great for organizing cables. They are available in 2 colors, white & black. Black color cable ties are having a UV film for extra protection against the sun.



TIE P

7100210	2,5x100mm	TENSION: 8KG	100PCS	WHITE
7100230	2,5x150mm	TENSION: 8KG	100PCS	WHITE
7100250	2,5x200mm	TENSION: 8KG	100PCS	WHITE
7100270	3,6x150mm	TENSION: 18KG	100PCS	WHITE
7100290	3,6x200mm	TENSION: 18KG	100PCS	WHITE
7100310	3,6x300mm	TENSION: 18KG	100PCS	WHITE
7100330	4,6x200mm	TENSION: 22KG	100PCS	WHITE
7100350	4,6x300mm	TENSION: 22KG	100PCS	WHITE
7100370	4,8x250mm	TENSION: 22KG	50PCS	WHITE
7100390	4,8x350mm	TENSION: 22KG	50PCS	WHITE
7100410	7,0x350mm	TENSION: 40KG	25PCS	WHITE
7100430	7,0x500mm	TENSION: 40KG	25PCS	WHITE

7100220	2,5x100mm	TENSION: 8KG	100PCS	BLACK
7100240	2,5x150mm	TENSION: 8KG	100PCS	BLACK
7100260	2,5x200mm	TENSION: 8KG	100PCS	BLACK
7100280	3,6x150mm	TENSION: 18KG	100PCS	BLACK
7100300	3,6x200mm	TENSION: 18KG	100PCS	BLACK
7100320	3,6x300mm	TENSION: 18KG	100PCS	BLACK
7100340	4,6x200mm	TENSION: 22KG	100PCS	BLACK
7100360	4,6x300mm	TENSION: 22KG	100PCS	BLACK
7100380	4,8x250mm	TENSION: 22KG	50PCS	BLACK
7100400	4,8x350mm	TENSION: 22KG	50PCS	BLACK
7100420	7,0x350mm	TENSION: 40KG	25PCS	BLACK
7100440	7,0x500mm	TENSION: 40KG	25PCS	BLACK

GENERAL INFORMATION

SEAT P is a family of plastic, flame retardant, fixed seats for cable ties made of high quality nylon PA66. Perfect for securing cable ties to a flat surface using the screw mount to make sure the base is fastened firmly. They are available in 2 colors, white & black. Black color fixed seats are having a UV film for extra protection against the sun.



SEAT P

7100460	OPENING SIZE: 5mm	50PCS	WHITE
7100480	OPENING SIZE: 9mm	50PCS	WHITE

7100470	OPENING SIZE: 5mm	50PCS	BLACK
7100490	OPENING SIZE: 9mm	50PCS	BLACK

GENERAL INFORMATION

TIE MP is a set of 300 plastic, flame retardant, cable ties made of high quality nylon PA6. They have strong bearing capacity and are not easy to break. Not easy to aging. They are available in 6 mixed colors, white, black, green, red, yellow & cyan. Black color cable ties are having a UV film for extra protection against the sun.



7100450	2,5x100mm	25PCS	RED
	2,5x150mm	25PCS	YELLOW
	2,5x100mm	25PCS	BLACK
	2,2x100mm	25PCS	GREEN
	2,5x100mm	50PCS	WHITE
	3,5x200mm	50PCS	RED
	3,5x200mm	50PCS	BLUE
3,5x300mm	50PCS	WHITE	

TIE MP

GENERAL INFORMATION

PANO 1 is a halogen free Distribution box made of polycarbonate with solid door. It is equipped with a steel plate on the back with thickness of 2mm. Containing 1 plastic key and 4 bases for wall installation. Door opening: 270°. Degree of protection: IP54. Resistance to impact: IK07. Glow wire resistance: 650°C. Ambient temperature range: -25°C / +40°C. Dimensions: 220x300x150mm.



PANO 1

ISI-454002230302230 220x300x150mm

GENERAL INFORMATION

PANO 2 is a halogen free Distribution boxes made of polycarbonate with solid door. It is equipped with a steel plate on the back with thickness of 2mm. Containing 1 plastic key and 4 bases for wall installation. Door opening: 270°. Degree of protection: IP54. Resistance to impact: IK07. Glow wire resistance: 650°C. Ambient temperature range: -25°C / +40°C. Dimensions: 300x400x150mm.



PANO 2

ISI-465003040302231 300x400x150mm

GENERAL INFORMATION

PANO 3 is a halogen free Distribution boxes made of polycarbonate with solid door. It is equipped with a steel plate on the back with thickness of 2mm. Containing 1 plastic key and 4 bases for wall installation. Door opening: 270°. Degree of protection: IP54. Resistance to impact: IK07. Glow wire resistance: 650°C. Ambient temperature range: -25°C / +40°C. Dimensions: 400x600x200mm.



PANO 3

ISI-465004060302236 400x600x200mm

GENERAL INFORMATION

PANO 4 is a halogen free Distribution box made of polycarbonate with semi transparent door.
It is equipped with a steel plate on the back with thickness of 2mm.
Containing 1 plastic key and 4 bases for wall installation
Door opening: 270°.
Degree of protection: IP54.
Resistance to impact: IK07.
Glow wire resistance: 650°C.
Ambient temperature range: -25°C / +40°C.
Dimensions: 220x300x150mm.



PANO 4

ISI-454002233302233 220x300x150mm

GENERAL INFORMATION

PANO 5 is a halogen free Distribution box made of polycarbonate with semi transparent door.
It is equipped with a steel plate on the back with thickness of 2mm.
Containing 1 plastic key and 4 bases for wall installation
Door opening: 270°.
Degree of protection: IP54.
Resistance to impact: IK07.
Glow wire resistance: 650°C.
Ambient temperature range: -25°C / +40°C.
Dimensions: 300x400x150mm.



PANO 5

ISI-465003040302232 300x400x150mm

GENERAL INFORMATION

BUFFET 1 is a junction box intended for electrical junctions.
 Degree of protection: IP20.
 Resistance to impact: IK07.
 Glow wire resistance: 650°C.
 Ambient temperature range: -25°C / +40°C.
 Maximum operating voltage: 1000V AC - 1500V DC.
 Dimensions: 85x85mm.



ISI-554001111302200

85x85mm

BUFFET 1

GENERAL INFORMATION

BUFFET 2 is a halogen free junction box intended for electrical junctions.
 Containing cable soft glands for avoiding water penetration.
 Degree of protection: IP40.
 Resistance to impact: IK07.
 Glow wire resistance: 650°C.
 Ambient temperature range: -25°C / +40°C.
 Maximum operating voltage: 1000V AC - 1500V DC.
 Dimensions: 110x110x70mm.



ISI-554001111302213

Φ90mm

BUFFET 2

GENERAL INFORMATION

BUFFET 3 is a halogen free junction box intended for electrical junctions.
 Containing 1 silicone ring and cable soft glands for avoiding water penetration.
 Degree of protection: IP54.
 Resistance to impact: IK07.
 Glow wire resistance: 650°C.
 Ambient temperature range: -25°C / +40°C.
 Maximum operating voltage: 1000V AC - 1500V DC.
 Double insulation: Class II.
 Dimensions: 110x110x70mm.



ISI-554001111302210

110x110x70mm

BUFFET 3

GENERAL INFORMATION

BUFFET 4 is a halogen free junction box intended for electrical junctions. Containing 1 silicone ring and cable soft glands for avoiding water penetration. Degree of protection: IP54. Resistance to impact: IK07. Glow wire resistance: 650°C. Ambient temperature range: -25°C / +40°C. Maximum operating voltage: 1000V AC - 1500V DC. Double insulation: Class II. Dimensions: 110x180x70mm.



ISI-554001111302211 110x180x70mm

BUFFET 4

GENERAL INFORMATION

BUFFET 5 is a halogen free junction box intended for electrical junctions. Containing 1 silicone ring and cable soft glands for avoiding water penetration. Degree of protection: IP54. Resistance to impact: IK07. Glow wire resistance: 650°C. Ambient temperature range: -25°C / +40°C. Maximum operating voltage: 1000V AC - 1500V DC. Double insulation: Class II. Dimensions: 180x270x100mm.



ISI-554001111302212 180x270x100mm

BUFFET 5

GENERAL INFORMATION

BUFFET 3 is a halogen free junction box intended for electrical junctions with semi-transparent cover. Containing 1 silicone ring and cable soft glands for avoiding water penetration. Degree of protection: IP54. Resistance to impact: IK07. Glow wire resistance: 650°C. Ambient temperature range: -25°C / +40°C. Maximum operating voltage: 1000V AC - 1500V DC. Double insulation: Class II. Dimensions: 180x270x100mm.



ISI-554001111302223 180x270x100mm

BUFFET 6

GENERAL INFORMATION

MS 06 is a surface mounted PIR sensor made of polycarbonate.
The base is rotatable horizontal and vertical
Is intended for internal installations as its protection class is IP20.
Detection Angle: 360°.
Maximum Detection Range:<6m (24°C).
Motion detection speed:0,6~1,5m/s.
Height of Installation: 2,2-4m.
Ambient Light: 3~2000lux.
Time Delay: 10sec-120sec.
Available in white color.



6110090 1200W 59x72mm WHITE

MS 06

GENERAL INFORMATION

MS 08 is a recessed PIR sensor made of ABS.
Is intended for internal installations as its protection class is IP20.
Detection Angle: 160°.
Maximum Detection Range:<9m (24°C).
Motion detection speed:0,6~1,5m/s.
Ambient Light: 10~2000lux.
Time Delay: 10sec-420sec.
Available in white color.



6110120 500W 83x83x43mm WHITE

MS 08

GENERAL INFORMATION

MS 07 is a surface mounted PIR sensor made of polycarbonate.
Head is movable in both axis, horizontal & vertical.
Is intended for internal and external installations as its protection class is IP44.
Detection Angle: 180°.
Maximum Detection Range:<12m (24°C).
Motion detection speed:0,6~1,5m/s.
Height of Installation: 2,2-4m.
Ambient Light: 3~2000lux.
Time Delay: 10sec-900sec.
Available in white and black colors.



6110100 1200W 84x92x65mm WHITE

6110110 1200W 84x92x65mm BLACK

MS 07

GENERAL INFORMATION

MS 04 is a recessed PIR sensor made of polycarbonate.
Is intended for internal installations as its protection class is IP20.
Detection Angle: 360°.
Maximum Detection Range: <6m (24°C).
Motion detection speed: 0,6~1,5m/s.
Height of Installation: 2,2-4m.
Ambient Light: 3~2000lux.
Time Delay: 10sec-900sec.
Cut hole for installation: Φ40mm.
Available in white color.



6110070 800W Φ40 CUT Φ50 WHITE

MS 04

GENERAL INFORMATION

MS 05 is a surface mounted PIR sensor made of plastic.
Is intended for internal installations as its protection class is IP20.
Detection Angle: 360°.
Maximum Detection Range: <6m (24°C).
Motion detection speed: 0,6~1,5m/s.
Height of Installation: 2,2-4m.
Ambient Light: 10~2000lux.
Time Delay: 10sec-420sec.
Available in white color.



6110080 400W Φ76x20mm WHITE

MS 05

GENERAL INFORMATION

MS 09 is a surface mounted Microwave sensor made of polycarbonate.
Is intended for internal installations as its protection class is IP20.
Detection Angle: 360°.
Maximum Detection Range: <6m (24°C).
Motion detection speed: 0,6~1,5m/s.
Height of Installation: 2,2-4m.
Ambient Light: 3~2000lux.
Time Delay: 10sec-720sec.
Available in white color.



6110130 800W Φ102x24mm WHITE

MS 09

GENERAL INFORMATION

MS 10 is a recessed Hand sweep sensor made of ABS.
Is intended for internal installations as its protection class is IP20.
Detection Angle: 360°.
Maximum Detection Range:<5-6cm.
Motion detection speed:0,6~1,5m/s.
Time Delay: 10sec-480sec.
Cut hole for installation: Φ22mm.
Available in black color.



MS 10

6110140 500W Φ22 CUT Φ30 BLACK

GENERAL INFORMATION

SD ION is a single-station alarm with an early warning signal, made of plastic.
Is intended for internal installations as its protection class is IP21.
This alarm utilizes ionization sensing technology to activate in the event of a smoke or fire incident and its compact design lends it a discreet profile in your home or business.
Powered by a 9-Volt battery (not included), this smoke alarm will protect you, your family and home during a power outage. - When the battery begins to lose power, a low-battery alert will begin to chirp to notify you it is time to replace.
Available in white color.



SD ION

6120010 BATTERY 9V Φ132x42mm WHITE

GENERAL INFORMATION

PHS 05 is a surface mounted Photocell sensor made of plastic.
Is intended for external installations as its protection class is IP44.
Detection Angle: 360°.
Maximum Detection Range:<1-8m (24°C).
Ambient Light: 5~50lux.



PHS 05

6100050 2000W 10A Φ72x70mm

GENERAL INFORMATION

PHS 01 is a surface mounted Photocell sensor made of plastic.
Is intended for external installations as its protection class is IP44.
Detection Angle: 180°.
Maximum Detection Range:<1-8m (24°C).
Ambient Light: 5~15lux.

6100010 1000W 6A 45x45x35mm



PHS 01

GENERAL INFORMATION

PHS 02 is a surface mounted Photocell sensor made of plastic.
Is intended for external installations as its protection class is IP44.
Detection Angle: 360°.
Maximum Detection Range:<1-8m (24°C).
Ambient Light: 5~50lux.

6100020 2000W 10A Φ62x75mm



PHS 02

GENERAL INFORMATION

PHS-04 is a surface mounted Photocell sensor made of plastic.
Is intended for external installations as its protection class is IP44.
Detection Angle: 360°.
Maximum Detection Range:<1-8m (24°C).
Ambient Light: 5~100lux.

6100040 3000W 25A Φ72x70mm

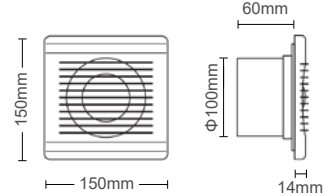


PHS 04

GENERAL INFORMATION

VENTI G1 is the most commercial exhaust fan of VITO.
Front surface of the fan is Gril.
The Discreet slim profile with the length of the neck of the back side to be less than 60mm, makes it suitable almost for any project.
Diameter of the back pipe is $\Phi 100\text{mm}$.
It can be installed recessed in ceilings or walls.
Long life and silent motor, lasts 50.000 hours and the noise is <35dB (3m).
Ability to absorb $100\text{m}^3/\text{h}$ of air .
Consumption of the fan is 12W.
Available in white mat color.
Electrical connection can be done inside or outside of the fan.

8005100 $\Phi 100\text{mm}$ 12W $100\text{m}^3/\text{h}$ WHITE

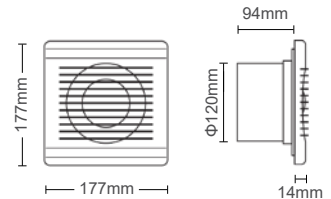


VENTI G1

GENERAL INFORMATION

VENTI G2 is the most commercial exhaust fan of VITO.
Front surface of the fan is Gril.
Discreet slim profile with the length of the neck of the back side to be less than 95mm.
Diameter of the back pipe is $\Phi 120\text{mm}$.
It can be installed recessed in ceilings or walls.
Long life and silent motor, lasts 50.000 hours and the noise is <36dB (3m).
Ability to absorb $150\text{m}^3/\text{h}$ of air .
Consumption of the fan is 15W.
Available in white mat color.
Electrical connection can be done inside or outside of the fan.

8005120 $\Phi 120\text{mm}$ 15W $150\text{m}^3/\text{h}$ WHITE

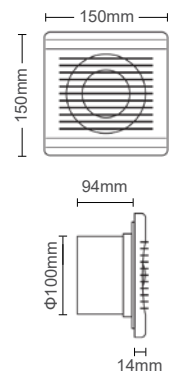


VENTI G2

GENERAL INFORMATION

VENTI F1 is the most commercial exhaust fan of VITO.
Front surface of the fan is flat and is removable.
Discreet slim profile with the length of the neck of the back side to be less than 95mm.
Diameter of the back pipe is $\Phi 100\text{mm}$.
It can be installed recessed in ceilings or walls.
Long life and silent motor, lasts 50.000 hours and the noise is <35dB (3m).
Ability to absorb $100\text{m}^3/\text{h}$ of air .
Consumption of the fan is 12W.
Available in silver and black mat colors.
Electrical connection can be done inside or outside of the fan.

8005170 $\Phi 100\text{mm}$ 12W $100\text{m}^3/\text{h}$ SILVER
8005111 $\Phi 100\text{mm}$ 12W $100\text{m}^3/\text{h}$ BLACK



VENTI F1

GENERAL INFORMATION

VITO electric doorbells are intended for home use, but they can also be used in other areas. BELLA 4 is a wired mechanical doorbell with transformer. 220V in - 12V out. Is made of plastic. Sound: 1 melody, mechanical Ding-Dong. Volume: 80db (non adjustable). Power Consumption:<2W.

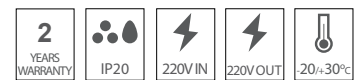


5800100 1 MELODY 162x98x42 WHITE

BELLA 4

GENERAL INFORMATION

VITO electric doorbells are intended for home use, but they can also be used in other areas. BELLA 5 is a wired mechanical doorbell 220V Is made of plastic. Sound: 1 melody, mechanical Ding-Dong. Volume: 80db (non adjustable). Power Consumption:<2W.

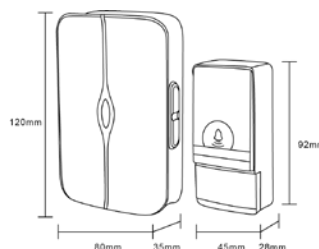


5800110 1 MELODY 162x98x42 WHITE

BELLA 5

GENERAL INFORMATION

BELLA 3 is a kinetic digital wireless doorbell made of ABS. It is equipped with bright LED light indicator. Pairing method: automatic pairing – self-learning.
 Sound: digital 4 chord, 20 melodies.
 Volume: 70-80db (3 steps, low,middle,high).
 A long wireless range of wireless doorbell guarantees clear and smooth communication between the push button and the doorbell itself.
 Working Range: maximum 100m (in open spaces).
 Transmitter Voltage: is self powered by kinetic energy, free of batteries.
 Receiver Voltage: Direct to the plug 110V/220V.
 Available in black mat color.

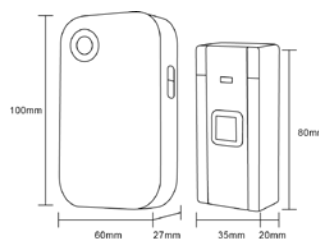


5800070 20 MELODIES 120x80x35 BLACK

BELLA 3

GENERAL INFORMATION

BELLA 2 is a digital wireless doorbell made of ABS. It is equipped with bright LED light indicator. Strong Anti-jamming system, unique code to avoid false trigger. Pairing method: automatic pairing – self-learning.
 Sound: digital 4 chord, 20 melodies.
 Volume: 70-80db (3 steps, low,middle,high).
 A long wireless range of wireless doorbells guarantees clear and smooth communication between the push button and the doorbell itself.
 Working Range: maximum 100m (in open spaces). Transmitter Voltage: 12V V23GA battery (included). Receiver Voltage: 4.5V 3xAAA batteries (are not included).
 Available in white with grey color.

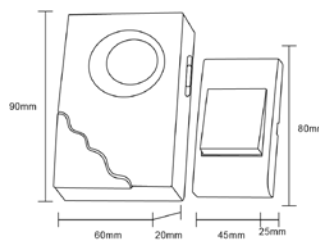


5800060 20 MELODIES 100x60x27 WHITE

BELLA 2

GENERAL INFORMATION

BELLA 1 is a digital wireless doorbell made of ABS.
 Pairing method: automatic pairing – self-learning.
 Share frequency, with no interference from others.
 With bright LED light indicator.
 Sound: 36 melodies.
 Volume: 75dB.
 Transmitter Voltage: 12V V23GA battery (included).
 Receiver Voltage: 3V 2xAAA batteries (are not included).
 Working Range: 80m (in open spaces).
 Available in white with blue color.

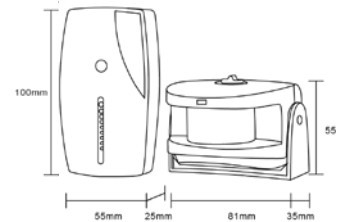


5800050 36 MELODIES 90x60x20 WHITE

BELLA 1

GENERAL INFORMATION

BELLA 6 is an intelligent alarm set with separate wireless infrared sensor.
 Volume: 70-80db (3 steps, low,middle,high).
 Sound: 2 melodies.
 Transmitter Voltage: 4.5V DC 3xAAA .
 (are not included).
 Receiver Voltage: 3V DC 2xAAA (are not included).
 Sensor transmitter: 2 options, 1. stand alone alarm sound, 2. use with the receiver.
 Working frequency: RF 315MHz / 433.92MHz.
 Detection angle: 100° adjustable.
 Detection distance: 3-7m.
 Receiver/Transmitter Range: 130-150m (in open spaces).
 Available in white color.

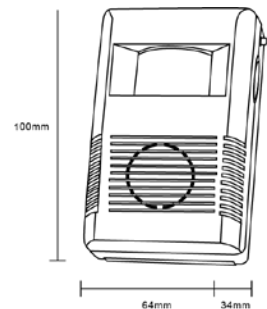


5800080 2 MELODIES 100x55x25 WHITE

BELLA 6

GENERAL INFORMATION

BELLA 7 is an intelligent alarm set with built in infrared sensor.
 Volume: 85db.
 Working Voltage: 4.5V DC 3xAAA
 (are not included).
 Sensor transmitter: 2 options, 1. play a sound among 36 available melodies, 2. welcome voice.
 Detection angle: 100° adjustable.
 Detection distance: 3-7m.
 Available in white color.



5800090 2 MELODIES 100x64x34 WHITE

BELLA 7

GENERAL INFORMATION

UNI is a family of lampholders E14 & E27 made of plastic with pressed ends.
 DUI is family of lampholders E14 & E27 made of bakelite with screwed ends.
 Max. temperature: 210°C. Housing material: PBT. Max. load: 4A. Voltage: 250V. Available in 2 colors, white and black.



UNI-1

7300040 E14 300PCS/BOX WHITE



UNI-2

7300020 E14 400PCS/BOX WHITE



UNI-3

7300030 E14 500PCS/BOX WHITE

this model include 2 rings



UNI-4

7300010 E14 800PCS/BOX WHITE

this model include 2 rings



DUI-1

7310030 E14 800PCS/BOX BLACK



DUI-2

7310040 E27 400PCS/BOX BLACK



DUI-3

7310010 E14 500PCS/BOX BLACK

this model include 2 rings



DUI-4

7310020 E27 400PCS/BOX BLACK

this model include 2 rings

GENERAL INFORMATION

TRI is a family of lampholders E14 & E27 made of porcelain.
S is family of starters intended to be used with fluorescent tubes T8 G13.



TRI-1

7320050 E27 360PCS/BOX



TRI-2

7320040 E27 400PCS/BOX



TRI-3

7320030 E27 400PCS/BOX



TRI-4

7320020 E14 400PCS/BOX



TRI-1

7320090 GU10 1000PCS/BOX



TRI-2

7320080 MR16 2000PCS/BOX



S2

6400020 GU10 4-22W 1000PCS/BOX

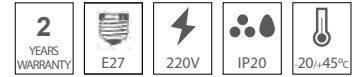


S10

6400010 GU10 4-65W 1000PCS/BOX

GENERAL INFORMATION

PENDO 1 is a pendant set of bulb base, with terminal box and cable.
 Cable length: 20cm.
 Max. temperature: 210°C.
 Housing material: PBT.
 Max. load: 4A.
 Voltage: 250V.
 Cable cross-section: 2x0,75mm².
 Cable type: H03VV-F.
 100pcs in a box.
 Available in 2 colors, white and black.




7300081	4A	Φ37x59x250mm	WHITE
7300080	4A	Φ37x59x250mm	BLACK

PENDO 1

GENERAL INFORMATION

PENDO 2 is a pendant set of bulb base, with cable and rozete.
 Cable length: 65cm.
 Max. temperature: 210°C.
 Housing material: PBT.
 Max. load: 4A.
 Voltage: 250V.
 Cable cross-section: 2x0,75mm².
 Cable type: H03VV-F.
 100pcs in a box.
 Available in 2 colors, white and black.

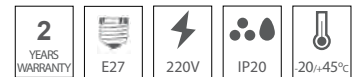


7300200	4A	Φ37x70x650mm	WHITE
7300210	4A	Φ37x70x650mm	BLACK

PENDO 2

GENERAL INFORMATION

PENDO 3 is a pendant set of E27 bulb base, with rozete and plastic pipe.
 Pipe length: 20cm.
 Max. temperature: 210°C.
 Housing material: PBT.
 Max. load: 4A.
 Voltage: 250V.
 Cable cross-section: 2x0,75mm².
 Cable type: H03VV-F.
 50pcs in a box.
 Available in white color.



7300190	4A	Φ37x59x250mm	WHITE
---------	----	--------------	-------

PENDO 3

GENERAL INFORMATION

VITEZ XS is a pendant fixture with rozete and cable.
 Cable length: 65cm.
 Housing material: PE.
 Max. load: 4A.
 Voltage: 250V.
 Cable cross-section: 2x0,75mm².
 Cable type: H03VV-F.
 16pcs in a box.
 Available in 2 colors, white and black.



4102550	4A	Φ205x180x650mm	WHITE
4102560	4A	Φ205x180x650mm	BLACK



VITEZ XS

GENERAL INFORMATION

VITEZ XM is a pendant fixture with rozete and cable.
 Cable length: 65cm.
 Housing material: PE.
 Max. load: 4A.
 Voltage: 250V.
 Cable cross-section: 2x0,75mm².
 Cable type: H03VV-F.
 16pcs in a box.
 Available in 2 colors, white and black.



4102620	4A	Φ205x180x650mm	GREEN
4102640	4A	Φ205x180x650mm	YELLOW
4102580	4A	Φ205x180x650mm	WHITE
4102590	4A	Φ205x180x650mm	BLACK



VITEZ XM

GENERAL INFORMATION

STRING 10 is a garland system of lighting made of PVC.
It has a protection class of IP44 which means it can be used for outdoor purposes too.
Can transform gardens, verandas or terraces into cozy space for having fun & relax.
The String is interconnected and you can create lines of lighting with only one plug.
It consisted of 10+3m, 3x0.75mm², of cable and 10 base holders E27.
Distance between base holders is 1m.
Lighting sources are not included.
Maximum wattage of led bulbs 60W.



7300170 10xE27 10m

STRING 10

GENERAL INFORMATION

STRING-15 is a garland system of lighting made of PVC.
It has a protection class of IP44 which means it can be used for outdoor purposes too.
Can transform gardens, verandas or terraces into cozy space for having fun & relax.
The String is interconnected and you can create lines of lighting with only one plug.
It consisted of 15+3m, 3x0.75mm², of cable and 15 base holders E27.
Distance between base holders is 1m.
Lighting sources are not included.
Maximum wattage of led bulbs 60W.



7300180 15xE27 15m

STRING 15



GENERAL INFORMATION

CANYON 1212 is a cable trunk which is made of PVC UL94,VOM1 and with max.load capacity 1.7kg.
It is produced in white color (RAL 9010), with UV protection film and can be painted at any color.
Can resist temperatures up to 960°C.
Operating temperature: -25 / +65°C.Resistant to UV radiation. Impact Resistance: 0.5Joule.
Is packed in carton box and minimum order quantity is 1 box.



8000020 12x12x2000mm 252 M/BOX WHITE

CANYON 1212

GENERAL INFORMATION

CANYON 1510 is a cable trunk which is made of PVC UL94,VOM1 and with max.load capacity 1.75kg.
It is produced in white color (RAL 9010), with UV protection film and can be painted at any color.
Can resist temperatures up to 960°C.
Operating temperature: -25 / +65°C.Resistant to UV radiation. Impact Resistance: 0.5Joule.
Is packed in carton box and minimum order quantity is 1 box.



8000030 15x10x2000mm 240 M/BOX WHITE

CANYON 1510

GENERAL INFORMATION

CANYON 1616 is a cable trunk which is made of PVC UL94,VOM1 and with max.load capacity 2.5kg.
It is produced in white color (RAL 9010), with UV protection film and can be painted at any color.
Can resist temperatures up to 960°C.
Operating temperature: -25 / +65°C.Resistant to UV radiation. Impact Resistance: 0.5Joule.
Is packed in carton box and minimum order quantity is 1 box.



8000040 16x16x2000mm 266 M/BOX WHITE

CANYON 1616

GENERAL INFORMATION

CANYON 2010 is a cable trunk which is made of PVC UL94,VOM1 and with max.load capacity 2.5kg.
It is produced in white color (RAL 9010), with UV protection film and can be painted at any color.
Can resist temperatures up to 960°C.
Operating temperature: -25 / +65°C.Resistant to UV radiation. Impact Resistance: 0.5Joule.
Is packed in carton box and minimum order quantity is a box.



8000050 20x10x2000mm 198 M/BOX WHITE

CANYON 2010

GENERAL INFORMATION

CANYON 2516 is a cable trunk which is made of PVC UL94,VOM1 and with max.load capacity 2.9kg.
It is produced in white color (RAL 9010), with UV protection film and can be painted at any color.
Can resist temperatures up to 960°C.
Operating temperature: -25 / +65°C.Resistant to UV radiation. Impact Resistance: 0.5Joule.
Is packed in carton box and minimum order quantity is 1 box.

8000060 25x16x2000mm 168 M/BOX WHITE



CANYON 2516

GENERAL INFORMATION

CANYON 2525 is a cable trunk which is made of PVC UL94,VOM1 and with max.load capacity 4.4kg.
It is produced in white color (RAL 9010), with UV protection film and can be painted at any color.
Can resist temperatures up to 960°C.
Operating temperature: -25 / +65°C.Resistant to UV radiation. Impact Resistance: 0.5Joule.
Is packed in carton box and minimum order quantity is 1 box.

8000070 25x25x2000mm 130 M/BOX WHITE



CANYON 2525

GENERAL INFORMATION

CANYON 4016 is a cable trunk which is made of PVC UL94,VOM1 and with max.load capacity 4.7kg.
It is produced in white color (RAL 9010), with UV protection film and can be painted at any color.
Can resist temperatures up to 960°C.
Operating temperature: -25 / +65°C.Resistant to UV radiation. Impact Resistance: 0.5Joule.
Is packed in carton box and minimum order quantity is 1 box.

8000090 40x16x2000mm 98 M/BOX WHITE



CANYON 4016

GENERAL INFORMATION

CANYON 4025 is a cable trunk which is made of PVC UL94,VOM1 and with max.load capacity 5.8kg.
It is produced in white color (RAL 9010), with UV protection film and can be painted at any color.
Can resist temperatures up to 960°C.
Operating temperature: -25 / +65°C.Resistant to UV radiation. Impact Resistance: 0.5Joule.
Is packed in carton box and minimum order quantity is a box.

8000100 40x25x2000mm 80 M/BOX WHITE



CANYON 4025

GENERAL INFORMATION

CANYON 4040 is a cable trunk which is made of PVC UL94,VOM1 and with max.load capacity 7kg.
It is produced in white color (RAL 9010), with UV protection film and can be painted at any color.
Can resist temperatures up to 960°C.
Operating temperature: -25 / +65°C.Resistant to UV radiation. Impact Resistance: 0.5Joule.
Is packed in carton box and minimum order quantity is 1 box.

8000110 40x40x2000mm 72 M/BOX WHITE



CANYON 4040

GENERAL INFORMATION

CANYON 6040 is a cable trunk which is made of PVC UL94,VOM1 and with max.load capacity 10.5kg.
It is produced in white color (RAL 9010), with UV protection film and can be painted at any color.
Can resist temperatures up to 960°C.
Operating temperature: -25 / +65°C.Resistant to UV radiation. Impact Resistance: 0.5Joule.
Is packed in carton box and minimum order quantity is 1 box.

8000120 60x40x2000mm 48 M/BOX WHITE



CANYON 6040

GENERAL INFORMATION

CANYON 6060 is a cable trunk which is made of PVC UL94,VOM1 and with max.load capacity 12.4kg.
It is produced in white color (RAL 9010), with UV protection film and can be painted at any color.
Can resist temperatures up to 960°C.
Operating temperature: -25 / +65°C.Resistant to UV radiation. Impact Resistance: 0.5Joule.
Is packed in carton box and minimum order quantity is 1 box.

8000130 60x60x2000mm 40 M/BOX WHITE



CANYON 6060

GENERAL INFORMATION

CANYON 8040 is a cable trunk which is made of PVC UL94,VOM1 and with max.load capacity 12.7kg.
It is produced in white color (RAL 9010), with UV protection film and can be painted at any color.
Can resist temperatures up to 960°C.
Operating temperature: -25 / +65°C.Resistant to UV radiation. Impact Resistance: 0.5Joule.
Is packed in carton box and minimum order quantity is a box.

8000140 80x40x2000mm 28 M/BOX WHITE



CANYON 8040

CABLE TRUNKS
WITHOUT ADHESIVE TAPE

GENERAL INFORMATION

CANYON 10040 is a cable trunk which is made of PVC UL94,VOM1 and with max.load capacity 17.3kg.
It is produced in white color (RAL 9010), with UV protection film and can be painted at any color.
Can resist temperatures up to 960°C.
Operating temperature: -25 / +65°C.Resistant to UV radiation. Impact Resistance: 0.5Joule.
Is packed in carton box and minimum order quantity is 1 box.

8000160 100x40x2000mm 16 M/BOX WHITE



CANYON 10040

GENERAL INFORMATION

CANYON 10060 is a cable trunk which is made of PVC UL94,VOM1 and with max.load capacity 20.3kg.
It is produced in white color (RAL 9010), with UV protection film and can be painted at any color.
Can resist temperatures up to 960°C.
Operating temperature: -25 / +65°C.Resistant to UV radiation. Impact Resistance: 0.5Joule.
Is packed in carton box and minimum order quantity is 1 box.

8000170 100x60x2000mm 24 M/BOX WHITE



CANYON 10060

CABLE TRUNKS
WITH ADHESIVE TAPE

GENERAL INFORMATION

CANYON A1212 is a cable trunk which is made of PVC UL94,VOM1 and with max.load capacity 1.7kg. Is equipped with high quality adhesive tape. It is produced in white color (RAL 9010), with UV protection film and can be painted at any color.
Can resist temperatures up to 960°C.
Operating temperature: -25 / +65°C.Resistant to UV radiation. Impact Resistance: 0.5Joule. Is packed in carton box and minimum order quantity is 1 box.




8000190	12x12x2000mm	252 M/BOX	WHITE
8000290	12x12x2000mm	252 M/BOX	BLACK

CANYON A1212

GENERAL INFORMATION

CANYON A1510 is a cable trunk which is made of PVC UL94,VOM1 and with max.load capacity 1.75kg. Is equipped with high quality adhesive tape. It is produced in white color (RAL 9010), with UV protection film and can be painted at any color.
Can resist temperatures up to 960°C.
Operating temperature: -25 / +65°C.Resistant to UV radiation. Impact Resistance: 0.5Joule. Is packed in carton box and minimum order quantity is 1 box.




8000200	15x10x2000mm	240 M/BOX	WHITE
8000300	15x10x2000mm	240 M/BOX	BLACK

CANYON A1510

GENERAL INFORMATION

CANYON A1616 is a cable trunk which is made of PVC UL94,VOM1 and with max.load capacity 2.5kg. It is produced in white color (RAL 9010), with UV protection film and can be painted at any color.
Can resist temperatures up to 960°C.
Operating temperature: -25 / +65°C.Resistant to UV radiation. Impact Resistance: 0.5Joule. Is packed in carton box and minimum order quantity is 1 box.



8000210	16x16x2000mm	266 M/BOX	WHITE
8000310	16x16x2000mm	266 M/BOX	BLACK

CANYON A1616

GENERAL INFORMATION

CANYON A2010 is a cable trunk which is made of PVC UL94,VOM1 and with max.load capacity 2.5kg. Is equipped with high quality adhesive tape.It is produced in white color (RAL 9010), with UV protection film and can be painted at any color.
Can resist temperatures up to 960°C.
Operating temperature: -25 / +65°C.Resistant to UV radiation. Impact Resistance: 0.5Joule. Is packed in carton box and minimum order quantity is a box.



8000220	20x10x2000mm	198 M/BOX	WHITE
---------	--------------	-----------	-------

CANYON A2010

CABLE TRUNKS
WITH ADHESIVE TAPE

GENERAL INFORMATION

CANYON A2516 is a cable trunk which is made of PVC UL94,VOM1 and with max.load capacity 2.9kg. Is equipped with high quality adhesive tape. It is produced in white color (RAL 9010), with UV protection film and can be painted at any color.
Can resist temperatures up to 960°C.
Operating temperature: -25 / +65°C.Resistant to UV radiation. Impact Resistance: 0.5Joule. Is packed in carton box and minimum order quantity is 1 box.

8000230 25x16x2000mm 168 M/BOX WHITE




CANYON A2516

GENERAL INFORMATION

CANYON A2525 is a cable trunk which is made of PVC UL94,VOM1 and with max.load capacity 4.4kg. Is equipped with high quality adhesive tape.It is produced in white color (RAL 9010), with UV protection film and can be painted at any color.
Can resist temperatures up to 960°C.
Operating temperature: -25 / +65°C.Resistant to UV radiation. Impact Resistance: 0.5Joule. Is packed in carton box and minimum order quantity is 1 box.

8000240 25x25x2000mm 130 M/BOX WHITE




CANYON A2525

GENERAL INFORMATION

CANYON A4016 is a cable trunk which is made of PVC UL94,VOM1 and with max.load capacity 4.7kg. Is equipped with high quality adhesive tape.It is produced in white color (RAL 9010), with UV protection film and can be painted at any color.
Can resist temperatures up to 960°C.
Operating temperature: -25 / +65°C.Resistant to UV radiation. Impact Resistance: 0.5Joule. Is packed in carton box and minimum order quantity is 1 box.

8000260 40x16x2000mm 98 M/BOX WHITE

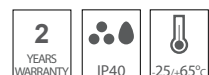



CANYON A4016

GENERAL INFORMATION

CANYON A4025 is a cable trunk which is made of PVC UL94,VOM1 and with max.load capacity 5.8kg. Is equipped with high quality adhesive tape. It is produced in white color (RAL 9010), with UV protection film and can be painted at any color.
Can resist temperatures up to 960°C.
Operating temperature: -25 / +65°C.Resistant to UV radiation. Impact Resistance: 0.5Joule. Is packed in carton box and minimum order quantity is a box.

8000270 40x25x2000mm 80 M/BOX WHITE




CANYON A4025

CABLE TRUNKS
WITH ADHESIVE TAPE

GENERAL INFORMATION

CANYON A4040 is a cable trunk which is made of PVC UL94,VOM1 and with max. load capacity 7kg. Is equipped with high quality adhesive tape. It is produced in white color (RAL 9010), with UV protection film and can be painted at any color.
Can resist temperatures up to 960°C.
Operating temperature: -25 / +65°C. Resistant to UV radiation. Impact Resistance: 0.5Joule.
Is packed in carton box and minimum order quantity is 1 box.

8000280 40x40x2000mm 72 M/BOX WHITE

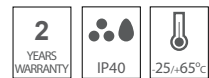


CANYON A4040

GENERAL INFORMATION

CANYON A6040 is a cable trunk which is made of PVC UL94,VOM1 and with max. load capacity 10.5kg. Is equipped with high quality adhesive tape. It is produced in white color (RAL 9010), with UV protection film and can be painted at any color.
Can resist temperatures up to 960°C.
Operating temperature: -25 / +65°C. Resistant to UV radiation. Impact Resistance: 0.5Joule.
Is packed in carton box and minimum order quantity is 1 box.

8000450 60x40x2000mm 48 M/BOX GREY




CANYON A6040

GENERAL INFORMATION

CANYON 2012 FG is a cable trunk which is made of PVC UL94,VOM1 and with max. load capacity 263kg. It is produced in grey RAL7035. Shock-proof, high resistance to crushing. Easy install. Paintable. Different compartments for electric, telephone and data transmission separately.
Resistant to acids, oils and greases.
Non-conductive. - Non flammable.
Is packed in carton box and minimum order quantity is 1 box.

8010020 50x12x2000mm 50 M/BOX GREY




CANYON 5012 FG

GENERAL INFORMATION

CANYON 2012 FG is a cable trunk which is made of PVC UL94,VOM1 and with max. load capacity 263kg. It is produced in grey RAL7035. Is equipped with high quality adhesive tape. Shock-proof, high resistance to crushing. Easy install. Paintable. Different compartments for electric, telephone and data transmission separately.
Resistant to acids, oils and greases.
Non-conductive. - Non flammable.
Is packed in carton box and minimum order quantity is 1 box.

8010080 50x12x2000mm 50 M/BOX GREY



CANYON A5012 FG




lighting
& electrical
catalog
















vito[®]
all about lighting
















lighting & electrical catalog
















VITO EUROPE
102 Iztochna Tangenta str. 4th Floor,
1528, Sofia/Bulgaria
Phone: +359 2 4341575
E-mail: info@vitoeuropa.com
www.vitolighting.com
















vito[®]
all about lighting




	CODE	PAGE NUMBER	EAN CODE	DESCRIPTION	PCS/BOX	
	2101980	19		MAGNETIC LED SPOT LIGHTING FIXTURE MAGNA-S1X 5W 400Lm 3000K (WARM WHITE) 24° Φ35x80mm 48V BLACK 2101980 VITO	50	12,96 €
	2101990	19		MAGNETIC LED SPOT LIGHTING FIXTURE MAGNA-S1X 5W 410Lm 4000K (NATURAL WHITE) 24° Φ35x80mm 48V BLACK 2101980 VITO	50	12,96 €
	2102120	19	6972538045232	MAGNETIC LED SPOT LIGHTING FIXTURE MAGNA-S1 12W 960Lm 3000K (WARM WHITE) 15° Φ50x120mm 48V BLACK 2102120 VITO	50	17,69 €
	2102130	19	6972538045249	MAGNETIC LED SPOT LIGHTING FIXTURE MAGNA-S1 12W 984Lm 4000K (NATURAL WHITE) 15° Φ50x120mm 48V BLACK 2102130 VITO	50	17,69 €
	2102141	20		MAGNETIC LED SPOT LIGHTING FIXTURE MAGNA-HS1 20W 1600Lm 3000K (WARM WHITE) 24° Φ60x140mm 48V BLACK 2102141 VITO	50	20,00 €
	2102151	20		MAGNETIC LED SPOT LIGHTING FIXTURE MAGNA-HS1 20W 1640Lm 4000K (NATURAL WHITE) 24° Φ60x140mm 48V BLACK 2102151 VITO	50	20,00 €
	2102140	20	6972538045256	MAGNETIC LED SPOT LIGHTING FIXTURE MAGNA-S1 20W 1600Lm 3000K (WARM WHITE) 24° Φ60x140mm 48V BLACK 2102140 VITO	50	26,17 €
	2102150	20	6972538045263	MAGNETIC LED SPOT LIGHTING FIXTURE MAGNA-S1 20W 1640Lm 4000K (NATURAL WHITE) 24° Φ60x140mm 48V BLACK 2102150 VITO	50	26,17 €
	2102160	20	6972538045270	MAGNETIC LED SPOT LIGHTING FIXTURE MAGNA-S1 30W 2400Lm 3000K (WARM WHITE) 24° Φ70x160mm 48V BLACK 2102160 VITO	40	32,20 €
	2102170	20	6972538045287	MAGNETIC LED SPOT LIGHTING FIXTURE MAGNA-S1 30W 2460Lm 4000K (NATURAL WHITE) 24° Φ70x160mm 48V BLACK 2102170 VITO	40	32,20 €
	2102080	21	6972538045195	MAGNETIC LED SPOT LIGHTING FIXTURE LINEAR MAGNA-S2 12W 960Lm 3000K (WARM WHITE) 36° 220x22x25mm 48V BLACK 2102080 VITO	50	18,34 €
	2102090	21	6972538045201	MAGNETIC LED SPOT LIGHTING FIXTURE LINEAR MAGNA-S2 12W 984Lm 4000K (NATURAL WHITE) 36° 220x22x25mm 48V BLACK 2102090 VITO	50	18,34 €
	2102100	21	6972538045218	MAGNETIC LED SPOT LIGHTING FIXTURE LINEAR MAGNA-S2 18W 1440Lm 3000K (WARM WHITE) 36° 330x22x25mm 48V BLACK 2102100 VITO	50	26,62 €
	2102110	21	6972538045225	MAGNETIC LED SPOT LIGHTING FIXTURE LINEAR MAGNA-S2 18W 1476Lm 4000K (NATURAL WHITE) 36° 330x22x25mm 48V BLACK 2102110 VITO	50	26,62 €
















	2102180	22	6972538045294	MAGNETIC LED SPOT LIGHTING FIXTURE WITH ADJUSTABLE BEAM ANGLE MAGNA-S3 6W 480Lm 3000K (WARM WHITE) 36° 110x22x110mm 48V BLACK 2102180 VITO	50	18,91 €
	2102190	22	6972538045300	MAGNETIC LED SPOT LIGHTING FIXTURE WITH ADJUSTABLE BEAM ANGLE MAGNA-S3 6W 492Lm 4000K (NATURAL WHITE) 36° 110x22x110mm 48V BLACK 2102190 VITO	50	18,91 €
	2102200	22	6972538045317	MAGNETIC LED SPOT LIGHTING FIXTURE WITH ADJUSTABLE BEAM ANGLE MAGNA-S3 12W 960Lm 3000K (WARM WHITE) 36° 220x22x110mm 48V BLACK 2102200 VITO	50	29,44 €
	2102210	22	6972538045324	MAGNETIC LED SPOT LIGHTING FIXTURE WITH ADJUSTABLE BEAM ANGLE MAGNA-S3 12W 994Lm 4000K (NATURAL WHITE) 36° 220x22x110mm 48V BLACK 2102210 VITO	50	29,44 €
	2102000	23	6972538045119	MAGNETIC LED SPOT LIGHTING FIXTURE LINEAR MAGNA-S4 10W 800Lm 3000K (WARM WHITE) 120° 300x22x25mm 48V BLACK 2102000 VITO	60	10,88 €
	2102010	23	6972538045126	MAGNETIC LED SPOT LIGHTING FIXTURE LINEAR MAGNA-S4 10W 820Lm 4000K (NATURAL WHITE) 120° 300x22x25mm 48V BLACK 2102010 VITO	60	10,88 €
	2102020	23	6972538045133	MAGNETIC LED SPOT LIGHTING FIXTURE LINEAR MAGNA-S4 20W 1600Lm 3000K (WARM WHITE) 120° 600x22x25mm 48V BLACK 2102020 VITO	30	15,95 €
	2102030	23	6972538045140	MAGNETIC LED SPOT LIGHTING FIXTURE LINEAR MAGNA-S4 20W 1640Lm 4000K (NATURAL WHITE) 120° 600x22x25mm 48V BLACK 2102030 VITO	30	15,95 €
	2102040	24	6972538045157	MAGNETIC LED SPOT LIGHTING FIXTURE LINEAR MAGNA-S4 30W 2400Lm 3000K (WARM WHITE) 120° 900x22x25mm 48V BLACK 2102040 VITO	30	30,88 €
	2102050	24	6972538045164	MAGNETIC LED SPOT LIGHTING FIXTURE LINEAR MAGNA-S4 30W 2460Lm 4000K (NATURAL WHITE) 120° 900x22x25mm 48V BLACK 2102050 VITO	30	30,88 €
	2102060	24	6972538045171	MAGNETIC LED SPOT LIGHTING FIXTURE LINEAR MAGNA-S4 40W 3200Lm 3000K (WARM WHITE) 120° 1200x22x25mm 48V BLACK 2102060 VITO	30	39,75 €
	2102070	24	6972538045188	MAGNETIC LED SPOT LIGHTING FIXTURE LINEAR MAGNA-S4 40W 3280Lm 4000K (NATURAL WHITE) 120° 1200x22x25mm 48V BLACK 2102070 VITO	30	39,75 €
	2102220	25	6972538045331	MAGNETIC LED SPOT LIGHTING FIXTURE PENDANT MAGNA-S5 12W 960Lm 3000K (WARM WHITE) 24° Φ40x300mm 48V BLACK 2102220 VITO	50	26,06 €
	2102230	25	6972538045348	MAGNETIC LED SPOT LIGHTING FIXTURE PENDANT MAGNA-S5 12W 984Lm 4000K (NATURAL WHITE) 24° Φ40x300mm 48V BLACK 2102230 VITO	50	26,06 €
	2102211	25		MAGNETIC LED SPOT LIGHTING FIXTURE WITH ADJUSTABLE BEAM ANGLE MAGNA-HS3 12W 984Lm 4000K (NATURAL WHITE) 24° 220x22x110mm 48V BLACK 2102211 VITO	50	21,64 €
















	2102121	26		MAGNETIC LED SPOT LIGHTING FIXTURE MAGNA-HS1 12W 960Lm 3000K (WARM WHITE) 15° Φ50x120mm 48V BLACK 2102121 VITO	50	13,40 €
	2102131	26		MAGNETIC LED SPOT LIGHTING FIXTURE MAGNA-HS1 12W 984Lm 4000K (NATURAL WHITE) 15° Φ50x120mm 48V BLACK 2102131 VITO	50	13,40 €
	2102001	27		MAGNETIC LED SPOT LIGHTING FIXTURE LINEAR MAGNA-HS4 10W 800Lm 3000K (WARM WHITE) 120° 300x22x25mm 48V BLACK 2102001 VITO	30	7,59 €
	2102011	27		MAGNETIC LED SPOT LIGHTING FIXTURE LINEAR MAGNA-HS4 10W 820Lm 4000K (NATURAL WHITE) 120° 300x22x25mm 48V BLACK 2102011 VITO	30	7,59 €
	2102021	27		MAGNETIC LED SPOT LIGHTING FIXTURE LINEAR MAGNA-HS4 20W 1600Lm 3000K (WARM WHITE) 120° 600x22x25mm 48V BLACK 2102021 VITO	30	12,43 €
	2102031	27		MAGNETIC LED SPOT LIGHTING FIXTURE LINEAR MAGNA-HS4 20W 1640Lm 4000K (NATURAL WHITE) 120° 600x22x25mm 48V BLACK 2102031 VITO	30	12,43 €
	9910700	28	6972538045355	MAGNETIC TRACK LINE SURFACE MOUNTED MAGNA-S20 1M 53x26mm 48V BLACK 9910700 VITO	8	17,80 €
	9910710	28	6972538045362	MAGNETIC TRACK LINE SURFACE MOUNTED MAGNA-S20 2M 53x26mm 48V BLACK 9910710 VITO	8	36,18 €
	9910720	28	6972538045379	MAGNETIC TRACK LINE XQNEYTH MAGNA-S20 1M 53x26mm 48V BLACK 9910720 VITO	5	20,87 €
	9910730	28	6972538045386	MAGNETIC TRACK LINE XQNEYTH MAGNA-S20 2M 53x26mm 48V BLACK 9910730 VITO	5	41,16 €
	9910780	29	6972538045430	SURFACE MOUNTED HORIZONTAL ANGLE CONNECTOR MAGNA-SCI FOR MAGNETIC TRACK LINES 9901780 VITO	100	4,27 €
	9910790	29	6972538045447	RECESSED MOUNTED HORIZONTAL ANGLE CONNECTOR MAGNA-R20 FOR MAGNETIC TRACK LINES 9901790 VITO	50	4,95 €
	9910800	29	6972538045454	RECESSED MOUNTED VERTICAL ANGLE CONNECTOR MAGNA-R30 FOR MAGNETIC TRACK LINES 9901800 VITO	50	4,87 €
	9910850	29	6972538047083	SURFACE MOUNTED VERTICAL ANGLE CONNECTOR MAGNA-SCI FOR MAGNETIC TRACK LINES 9901780 VITO	100	4,05 €
	9910830	29	6972538047007	CONNECTOR FOR RECESSED MOUNTED MAGNETIC TRACK LINES MAGNA RT 9910830 VITO	500	0,44 €
















	9910840	29	6972538047014	CONNECTOR FOR SURFACE MOUNTED MAGNETIC TRACK LINES MAGNA ST 9910840 VITO	200	0,44 €
	9910811	30		TRANSFORMER FOR MAGNETIC TRACK LINES MAGNA-PPO 100W 48V IP20 9901811 VITO	30	0,00 €
	9910821	30		TRANSFORMER FOR MAGNETIC TRACK LINES MAGNA-PPO 200W 48V IP20 9901821 VITO	30	0,00 €
	9910810	30	6972538045461	TRANSFORMER FOR MAGNETIC TRACK LINES MAGNA-PS 100W 48V IP20 9901810 VITO	30	27,94 €
	9910820	30	6972538045478	TRANSFORMER FOR MAGNETIC TRACK LINES MAGNA-PS 200W 48V IP20 9901820 VITO	30	35,55 €
	9910740	30	6972538045393	END CAPS SET MAGNA-C FOR MAGNETIC TRACK LINES 9901740 VITO	200	1,77 €
	9910750	30	6972538045409	SET OF 2 ROPES FOR PENDANT INSTALLATION MAGNA-PE FOR MAGNETIC TRACK LINES 9901750 VITO	100	4,56 €
	9910760	30	6972538045416	INTERNAL STRAIGHT CONNECTOR MAGNA-S1 FOR MAGNETIC TRACK LINES 9901760 VITO	200	3,97 €
	9910770	30	6972538045423	EXTERNAL OPEN ANGLE CONNECTOR MAGNA-CI FOR MAGNETIC TRACK LINES 9901770 VITO	100	5,06 €
	2101660	32	6970233838937	LED TRACK LIGHTING FIXTURE SINGLE PHASE SUN-P2 12W 852Lm COB 15° 3000K (WARM WHITE) 2101660 VITO	30	21,02 €
	2101670	32		LED TRACK LIGHTING FIXTURE SINGLE PHASE SUN-P2 12W 876Lm COB 15° 4500K (NATURAL WHITE) BLACK 2101670 VITO	30	21,02 €
	2101680	32	6970233838951	LED TRACK LIGHTING FIXTURE SINGLE PHASE SUN-P2 12W 852Lm COB 15° 3000K (WARM WHITE) WHITE 2101680 VITO	30	21,02 €
	2101690	32		LED TRACK LIGHTING FIXTURE SINGLE PHASE SUN-P2 12W 876Lm COB 15° 4500K (NATURAL WHITE) WHITE 2101690 VITO	30	21,02 €
	2101720	LAST PIECES		LED TRACK LIGHTING FIXTURE SINGLE PHASE SUN-G2 20W 1620Lm COB 36° 3000K (WARM WHITE) BLACK 2101720 VITO	20	17,36 €
	2101730	LAST PIECES		LED TRACK LIGHTING FIXTURE SINGLE PHASE SUN-G2 20W 1660Lm COB 36° 4500K (NATURAL WHITE) BLACK 2101730 VITO	20	17,20 €








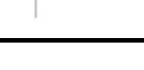







	2101740	LAST PIECES		LED TRACK LIGHTING FIXTURE SINGLE PHASE SUN-G2 20W 1620Lm COB 24° 3000K (WARM WHITE) WHITE 2101740 VITO	20	17,20 €
	2101760	LAST PIECES		LED TRACK LIGHTING FIXTURE SINGLE PHASE SUN-G2 20W 1620Lm COB 36° 3000K (WARM WHITE) WHITE 2101760 VITO	20	17,20 €
	2101770	LAST PIECES		LED TRACK LIGHTING FIXTURE SINGLE PHASE SUN-G2 20W 1660Lm COB 36° 4500K (NATURAL WHITE) WHITE 2101770 VITO	20	17,20 €
	2101780	LAST PIECES		LED TRACK LIGHTING FIXTURE SINGLE PHASE SUN-G3 30W 2430Lm COB 24° 3000K (WARM WHITE) BLACK 2101780 VITO	30	22,78 €
	2101810	LAST PIECES		LED TRACK LIGHTING FIXTURE SINGLE PHASE SUN-G3 30W 2490Lm COB 36° 4500K (NATURAL WHITE) BLACK 2101810 VITO	30	22,55 €
	2101820	LAST PIECES		LED TRACK LIGHTING FIXTURE SINGLE PHASE SUN-G3 30W 2430Lm COB 24° 3000K (WARM WHITE) WHITE 2101820 VITO	30	22,55 €
	2101840	LAST PIECES		LED TRACK LIGHTING FIXTURE SINGLE PHASE SUN-G3 30W 2430Lm COB 36° 3000K (WARM WHITE) WHITE 2101840 VITO	30	22,55 €
	2102810	34		TRACK LIGHTING FIXTURE FOR GU10 BULBS SINGLE PHASE LUMO-N WHITE Ø65x120mm 2102810 VITO		6,84 €
	2102800	34		TRACK LIGHTING FIXTURE FOR GU10 BULBS SINGLE PHASE LUMO-N BLACK Ø65x120mm 2102800 VITO		6,84 €
	2102270	34	6972538045744	TRACK LIGHTING FIXTURE FOR GU10 BULBS SINGLE PHASE LUMO-S BLACK Ø75x95mm 2102270 VITO	50	10,66 €
	2101940	35	6972538043788	TRACK LIGHTING FIXTURE FOR GU10 BULBS SINGLE PHASE LUMO-T WHITE Ø55x100mm 2101940 VITO	50	6,92 €
	2101950	35	6972538043795	TRACK LIGHTING FIXTURE FOR GU10 BULBS SINGLE PHASE LUMO-T BLACK Ø55x100mm 2101950 VITO	50	6,92 €
	2102260	LAST PIECES	6972538045737	TRACK LIGHTING FIXTURE FOR GU10 BULBS SINGLE PHASE LUMO-T BLACK & TRANSPARENT Ø55x100mm 2102260 VITO	50	7,44 €
	2101960	35	6972538043801	PENDANT TRACK LIGHTING FIXTURE FOR GU10 BULBS SINGLE PHASE LUMO-P WHITE Ø55x200mm 2101960 VITO	50	12,61 €
	2101970	35	6972538043818	PENDANT TRACK LIGHTING FIXTURE FOR GU10 BULBS SINGLE PHASE LUMO-P BLACK Ø55x200mm 2101970 VITO	50	12,61 €
















	2102280	35	6972538045751	PENDANT TRACK LIGHTING FIXTURE FOR GU10 BULBS SINGLE PHASE LUMO-P BLACK & TRANSPARENT Ø55x200mm 2102280 VITO	50	12,61 €
	9902680	36		SINGLE PHASE TRACK LINES PT1 BLACK 1m 9902680 VITO	30	4,40 €
	9902700	36	6970233839224	SINGLE PHASE TRACK LINES PT1 BLACK 2m 9902700 VITO	30	8,71 €
	9902670	36		SINGLE PHASE TRACK LINES PT1 WHITE 1m 9902670 VITO	20	4,40 €
	9902690	36	6970233839217	SINGLE PHASE TRACK LINES PT1 WHITE 2m 9902690 VITO	30	8,71 €
	9902570	36		ANGLE CONNECTOR FOR SINGLE PHASE TRACK LINES APT1 WHITE 90° 9902570 VITO	100	1,49 €
	9902580	36		ANGLE CONNECTOR FOR SINGLE PHASE TRACK LINES APT1 BLACK 90° 9902580 VITO	100	1,49 €
	9902590	36		T SHAPE CONNECTOR FOR SINGLE PHASE TRACK LINES APT1 WHITE 9902590 VITO	50	2,22 €
	9902600	36		T SHAPE CONNECTOR FOR SINGLE PHASE TRACK LINES APT1 BLACK 9902600 VITO	50	2,22 €
	9902610	36		CROSS CONNECTOR FOR SINGLE PHASE TRACK LINES APT1 WHITE 9902610 VITO	50	2,75 €
	9902620	36		CROSS CONNECTOR FOR SINGLE PHASE TRACK LINES APT1 BLACK 9902620 VITO	50	2,75 €
	9902630	36		MIDDLE CONNECTOR FOR SINGLE PHASE TRACK LINES APT1 WHITE 9902630 VITO	100	1,45 €
	9902640	36	6970233839309	MIDDLE CONNECTOR FOR SINGLE PHASE TRACK LINES APT1 BLACK 9902640 VITO	100	1,45 €
	9902650	36		FLEXIBLE ANGLE CONNECTOR FOR SINGLE PHASE TRACK LINES APT1 WHITE 9902650 VITO	200	1,67 €
	9902660	36	6970233839323	FLEXIBLE ANGLE CONNECTOR FOR SINGLE PHASE TRACK LINES APT1 BLACK 9902660 VITO	200	1,67 €



	3300150	39	6970233837961	LINEAR LED LIGHT FIXTURE SURFACE OR PENDANT MOUNTED (BOTH SETS ARE INCLUDED IN THE PACKAGE) FITLINE-60 50x50x1200mm 60W 4000K (NATURAL WHITE) 6600Lm WHITE 3300150 VITO	10	33,06 €
	3300160	39	6970233837978	LINEAR LED LIGHT FIXTURE SURFACE OR PENDANT MOUNTED (BOTH SETS ARE INCLUDED IN THE PACKAGE) FITLINE-60 50x50x1200mm 60W 4000K (NATURAL WHITE) 6600Lm BLACK 3300160 VITO	10	33,06 €
	2429780	39		LINEAR LED LIGHT FIXTURE SURFACE OR PENDANT MOUNTED (BOTH SETS ARE INCLUDED IN THE PACKAGE) LINETA-40 52x82x1200mm 40W 3000K (WARM WHITE) 4200Lm WHITE 2424780 VITO	12	48,89 €
	2429790	39		LINEAR LED LIGHT FIXTURE SURFACE OR PENDANT MOUNTED (BOTH SETS ARE INCLUDED IN THE PACKAGE) LINETA-40 52x82x1200mm 40W 4000K (NATURAL WHITE) 4400Lm WHITE 2424790 VITO	12	48,89 €
	2429810	39		LINEAR LED LIGHT FIXTURE SURFACE OR PENDANT MOUNTED (BOTH SETS ARE INCLUDED IN THE PACKAGE) LINETA-40 52x82x1200mm 40W 3000K (WARM WHITE) 4200Lm BLACK 2429810 VITO	12	48,89 €
	2429820	39		LINEAR LED LIGHT FIXTURE SURFACE OR PENDANT MOUNTED (BOTH SETS ARE INCLUDED IN THE PACKAGE) LINETA-40 52x82x1200mm 40W 4000K (NATURAL WHITE) 4400Lm BLACK 2429820 VITO	12	48,89 €
	2424480	40		LINEAR LED LIGHT FIXTURE SURFACE MOUNTED PROFILED-SL1 53x83x590mm 20W 3000K (WARM WHITE) 2000Lm WHITE 2424480 VITO	1	41,75 €
	2424630	40		LINEAR LED LIGHT FIXTURE SURFACE MOUNTED PROFILED-SL1 53x83x590mm 20W 3000K (WARM WHITE) 2000Lm BLACK 2424630 VITO	1	41,75 €
	2424490	40		LINEAR LED LIGHT FIXTURE SURFACE MOUNTED PROFILED-SL1 53x83x590mm 20W 4000K (NATURAL WHITE) 2100Lm WHITE 2424490 VITO	1	41,75 €
	2424640	40		LINEAR LED LIGHT FIXTURE SURFACE MOUNTED PROFILED-SL1 53x83x590mm 20W 4000K (NATURAL WHITE) 2100Lm BLACK 2424640 VITO	1	41,75 €
	2424500	40		LINEAR LED LIGHT FIXTURE SURFACE MOUNTED PROFILED-SL1 53x83x590mm 20W 6500K (COOL WHITE) 2200Lm WHITE 2424500 VITO	1	41,75 €
	2424650	40		LINEAR LED LIGHT FIXTURE SURFACE MOUNTED PROFILED-SL1 53x83x590mm 20W 6500K (COOL WHITE) 2200Lm BLACK 2424650 VITO	1	41,75 €
	2424510	41		LINEAR LED LIGHT FIXTURE SURFACE MOUNTED PROFILED-SL1 53x83x890mm 32W 3000K (WARM WHITE) 3200Lm WHITE 2424510 VITO	1	49,88 €
	2424660	41		LINEAR LED LIGHT FIXTURE SURFACE MOUNTED PROFILED-SL1 53x83x890mm 32W 3000K (WARM WHITE) 3200Lm BLACK 2424660 VITO	1	49,88 €
	2424520	41		LINEAR LED LIGHT FIXTURE SURFACE MOUNTED PROFILED-SL1 53x83x890mm 32W 4000K (NATURAL WHITE) 3360Lm WHITE 2424520 VITO	1	49,88 €




	2424670	41		LINEAR LED LIGHT FIXTURE SURFACE MOUNTED PROFILED-SL1 53x83x890mm 32W 4000K (NATURAL WHITE) 3360Lm BLACK 2424670 VITO	1	49,88 €
	2424530	41		LINEAR LED LIGHT FIXTURE SURFACE MOUNTED PROFILED-SL1 53x83x890mm 32W 6500K (COOL WHITE) 3520Lm WHITE 2424530 VITO	1	49,88 €
	2424680	41		LINEAR LED LIGHT FIXTURE SURFACE MOUNTED PROFILED-SL1 53x83x890mm 32W 6500K (COOL WHITE) 3520Lm BLACK 2424680 VITO	1	49,88 €
	2424540	42		LINEAR LED LIGHT FIXTURE SURFACE MOUNTED PROFILED-SL1 53x83x1200mm 42W 3000K (WARM WHITE) 4200Lm WHITE 2424540 VITO	1	61,08 €
	2424690	42		LINEAR LED LIGHT FIXTURE SURFACE MOUNTED PROFILED-SL1 53x83x1200mm 42W 3000K (WARM WHITE) 4200Lm BLACK 2424690 VITO	1	61,08 €
	2424550	42		LINEAR LED LIGHT FIXTURE SURFACE MOUNTED PROFILED-SL1 53x83x1200mm 42W 4000K (NATURAL WHITE) 4410Lm WHITE 2424550 VITO	1	61,08 €
	2424700	42		LINEAR LED LIGHT FIXTURE SURFACE MOUNTED PROFILED-SL1 53x83x1200mm 42W 4000K (NATURAL WHITE) 4410Lm BLACK 2424700 VITO	1	61,08 €
	2424560	42		LINEAR LED LIGHT FIXTURE SURFACE MOUNTED PROFILED-SL1 53x83x1200mm 42W 6500K (COOL WHITE) 4620Lm WHITE 2424560 VITO	1	61,08 €
	2424710	42		LINEAR LED LIGHT FIXTURE SURFACE MOUNTED PROFILED-SL1 53x83x1200mm 42W 6500K (COOL WHITE) 4620Lm BLACK 2424710 VITO	1	61,08 €
	2424570	43		LINEAR LED LIGHT FIXTURE SURFACE MOUNTED PROFILED-SL1 53x83x1490mm 50W 3000K (WARM WHITE) 5000Lm WHITE 2424570 VITO	1	76,75 €
	2424720	43		LINEAR LED LIGHT FIXTURE SURFACE MOUNTED PROFILED-SL1 53x83x1490mm 50W 3000K (WARM WHITE) 5000Lm BLACK 2424720 VITO	1	76,75 €
	2424580	43		LINEAR LED LIGHT FIXTURE SURFACE MOUNTED PROFILED-SL1 53x83x1490mm 50W 4000K (NATURAL WHITE) 5250Lm WHITE 2424580 VITO	1	76,75 €
	2424730	43		LINEAR LED LIGHT FIXTURE SURFACE MOUNTED PROFILED-SL1 53x83x1490mm 50W 4000K (NATURAL WHITE) 5250Lm BLACK 2424730 VITO	1	76,75 €
	2424590	43		LINEAR LED LIGHT FIXTURE SURFACE MOUNTED PROFILED-SL1 53x83x1490mm 50W 6500K (COOL WHITE) 5500Lm WHITE 2424590 VITO	1	76,75 €
	2424740	43		LINEAR LED LIGHT FIXTURE SURFACE MOUNTED PROFILED-SL1 53x83x1490mm 50W 6500K (COOL WHITE) 5500Lm BLACK 2424740 VITO	1	76,75 €


	2424600	44		LINEAR LED LIGHT FIXTURE SURFACE MOUNTED PROFILED-SL1 53x83x2000mm 66W 3000K (WARM WHITE) 6600Lm WHITE 2424600 VITO	1	97,70 €
	2424750	44		LINEAR LED LIGHT FIXTURE SURFACE MOUNTED PROFILED-SL1 53x83x2000mm 66W 3000K (WARM WHITE) 6600Lm BLACK 2424750 VITO	1	97,68 €
	2424610	44		LINEAR LED LIGHT FIXTURE SURFACE MOUNTED PROFILED-SL1 53x83x2000mm 66W 4000K (NATURAL WHITE) 6930Lm WHITE 2424610 VITO	1	97,70 €
	2424760	44		LINEAR LED LIGHT FIXTURE SURFACE MOUNTED PROFILED-SL1 53x83x2000mm 66W 4000K (NATURAL WHITE) 6930Lm BLACK 2424760 VITO	1	97,68 €
	2424620	44		LINEAR LED LIGHT FIXTURE SURFACE MOUNTED PROFILED-SL1 53x83x2000mm 66W 6500K (COOL WHITE) 7260Lm WHITE 2424620 VITO	1	97,70 €
	2424770	44		LINEAR LED LIGHT FIXTURE SURFACE MOUNTED PROFILED-SL1 53x83x2000mm 66W 6500K (COOL WHITE) 7260Lm BLACK 2424770 VITO	1	97,68 €
	9910400	45		CORNER LIGHTED 90o FOR LINEAR LIGHTING FIXTURES PROFILED SL1 250x250x53mm 9W 3000K (WARM WHITE) TETRIS 2 WHITE 9910400 VITO	1	39,94 €
	9910460	45		CORNER LIGHTED 90o FOR LINEAR LIGHTING FIXTURES PROFILED SL1 250x250x53mm 9W 3000K (WARM WHITE) TETRIS 2 BLACK 9910460 VITO	1	39,94 €
	9910410	45		CORNER LIGHTED 90o FOR LINEAR LIGHTING FIXTURES PROFILED SL1 250x250x53mm 9W 4000K (NATURAL WHITE) TETRIS 2 WHITE 9910410 VITO	1	39,94 €
	9910470	45		CORNER LIGHTED 90o FOR LINEAR LIGHTING FIXTURES PROFILED SL1 250x250x53mm 9W 4000K (NATURAL WHITE) TETRIS 2 BLACK 9910470 VITO	1	39,94 €
	9910420	45		CORNER LIGHTED 90o FOR LINEAR LIGHTING FIXTURES PROFILED SL1 250x250x53mm 9W 6500K (COOL WHITE) TETRIS 2 WHITE 9910420 VITO	1	39,94 €
	9910480	45		CORNER LIGHTED 90o FOR LINEAR LIGHTING FIXTURES PROFILED SL1 250x250x53mm 9W 6500K (COOL WHITE) TETRIS 2 BLACK 9910480 VITO	1	39,94 €
	9910490	46		LED LINEAR T SHAPE LIGHTED 90o FOR LINEAR LIGHTING FIXTURES PROFILED SL1 250x250x53mm 9W 3000K (WARM WHITE) TETRIS 2 WHITE 9910490 VITO	1	39,94 €
	9910550	46		LED LINEAR T SHAPE LIGHTED 90o FOR LINEAR LIGHTING FIXTURES PROFILED SL1 250x250x53mm 9W 3000K (WARM WHITE) TETRIS 2 BLACK 9910550 VITO	1	42,58 €
	9910500	46		LED LINEAR T SHAPE LIGHTED 90o FOR LINEAR LIGHTING FIXTURES PROFILED SL1 250x250x53mm 9W 4000K (NATURAL WHITE) TETRIS 2 WHITE 9910500 VITO	1	42,58 €
















	9910560	46		LED LINEAR T SHAPE LIGHTED 90° FOR LINEAR LIGHTING FIXTURES PROFILED SL1 250x250x53mm 9W 4000K (NATURAL WHITE) TETRIS 2 BLACK 9910560 VITO	1	42,58 €
	9910510	46		LED LINEAR T SHAPE LIGHTED 90° FOR LINEAR LIGHTING FIXTURES PROFILED SL1 250x250x53mm 9W 6500K (COOL WHITE) TETRIS 2 WHITE 9910510 VITO	1	39,94 €
	9910570	46		LED LINEAR T SHAPE LIGHTED 90° FOR LINEAR LIGHTING FIXTURES PROFILED SL1 250x250x53mm 9W 6500K (COOL WHITE) TETRIS 2 BLACK 9910570 VITO	1	42,58 €
	9910010	46	8698553608020	MIDDLE CONNECTOR FOR LINEAR LIGHTING FIXTURES PROFILED SL1 9910010 VITO	50	5,76 €
	9911100	46		WALL MOUNTED SET FOR FOR LINEAR LIGHTING FIXTURES PROFILED SL1 WHITE 9911100 VITO	50	2,54 €
	9911120	46		WALL MOUNTED SET FOR FOR LINEAR LIGHTING FIXTURES PROFILED SL1 BLACK 9911120 VITO	50	2,54 €
	9910030	46		HANGING SET FOR LINEAR LIGHT FIXTURES SURFACE MOUNTED WHITE 1,5M 9910030 VITO	50	12,69 €
	9910020	46		HANGING SET FOR LINEAR LIGHT FIXTURES SURFACE MOUNTED BLACK 1,5M 9910020 VITO	50	12,69 €
	2424990	50		RECESSED LINEAR LIGHTING FIXTURES LED PROFILED-RL1 65x45x590mm 20W 3000K (WARM WHITE) 2000Lm WHITE 2424990 VITO	1	40,83 €
	2424930	50		RECESSED LINEAR LIGHTING FIXTURES LED PROFILED-RL1 65x45x590mm 20W 3000K (WARM WHITE) 2000Lm BLACK 2424930 VITO	1	40,83 €
	2425000	50		RECESSED LINEAR LIGHTING FIXTURES LED PROFILED-RL1 65x45x590mm 20W 4000K (NATURAL WHITE) 2100Lm WHITE 2425000 VITO	1	40,83 €
	2424940	50		RECESSED LINEAR LIGHTING FIXTURES LED PROFILED-RL1 65x45x590mm 20W 4000K (NATURAL WHITE) 2100Lm BLACK 2424940 VITO	1	40,83 €
	2425010	50		RECESSED LINEAR LIGHTING FIXTURES LED PROFILED-RL1 65x45x590mm 20W 6500K (COOL WHITE) 2200Lm WHITE 2425010 VITO	1	40,83 €
	2424950	50		RECESSED LINEAR LIGHTING FIXTURES LED PROFILED-RL1 65x45x590mm 20W 6500K (COOL WHITE) 2200Lm BLACK 2424950 VITO	1	40,83 €
	2425080	50		RECESSED LINEAR LIGHTING FIXTURES LED PROFILED-RL1 65x45x1200mm 42W 3000K (WARM WHITE) 4200Lm WHITE 2425080 VITO	1	63,91 €













	2425020	50		RECESSED LINEAR LIGHTING FIXTURES LED PROFILED-RL1 65x45x1200mm 42W 3000K (WARM WHITE) 4200Lm BLACK 2425020 VITO	1	63,91 €
	2425090	50		RECESSED LINEAR LIGHTING FIXTURES LED PROFILED-RL1 65x45x1200mm 42W 4000K (NATURAL WHITE) 4410Lm WHITE 2425090 VITO	1	63,91 €
	2425030	50		RECESSED LINEAR LIGHTING FIXTURES LED PROFILED-RL1 65x45x1200mm 42W 4000K (NATURAL WHITE) 4410Lm BLACK 2425030 VITO	1	63,91 €
	2425100	50		RECESSED LINEAR LIGHTING FIXTURES LED PROFILED-RL1 65x45x1200mm 42W 6500K (COOL WHITE) 4640Lm WHITE 2425100 VITO	1	63,91 €
	2425040	50		RECESSED LINEAR LIGHTING FIXTURES LED PROFILED-RL1 65x45x1200mm 42W 6500K (COOL WHITE) 4640Lm BLACK 2425040 VITO	1	63,91 €
	9910130	51		CORNER LIGHTED 90° FOR RECESSED LINEAR LIGHTING FIXTURES PROFILED RL1 250x250x65mm 9W 3000K (WARM WHITE) TETRIS 2 WHITE 9910130 VITO	1	37,37 €
	9910190	51		CORNER LIGHTED 90° FOR RECESSED LINEAR LIGHTING FIXTURES PROFILED RL1 250x250x65mm 9W 3000K (WARM WHITE) TETRIS 2 BLACK 9910190 VITO	1	40,46 €
	9910140	51		CORNER LIGHTED 90° FOR RECESSED LINEAR LIGHTING FIXTURES PROFILED RL1 250x250x65mm 9W 4000K (NATURAL WHITE) TETRIS 2 WHITE 9910140 VITO	1	37,37 €
	9910200	51		CORNER LIGHTED 90° FOR RECESSED LINEAR LIGHTING FIXTURES PROFILED RL1 250x250x65mm 9W 4000K (NATURAL WHITE) TETRIS 2 BLACK 9910200 VITO	1	40,46 €
	9910150	51		CORNER LIGHTED 90° FOR RECESSED LINEAR LIGHTING FIXTURES PROFILED RL1 250x250x65mm 9W 6500K (COOL WHITE) TETRIS 2 WHITE 9910150 VITO	1	37,37 €
	9910210	51		CORNER LIGHTED 90° FOR RECESSED LINEAR LIGHTING FIXTURES PROFILED RL1 250x250x65mm 9W 6500K (COOL WHITE) TETRIS 2 BLACK 9910210 VITO	1	40,46 €
	2023880	54	6970233835998	ROUND RECESSED MOUNTED SLIM LED LIGHTING FIXTURE LENA-RX Ø85x20mm 3W 282Lm 3000K (WARM WHITE) WHITE 2023880 VITO	60	2,05 €
	2023890	54	6970233836001	ROUND RECESSED MOUNTED SLIM LED LIGHTING FIXTURE LENA-RX Ø85x20mm 3W 285Lm 4000K (NATURAL WHITE) WHITE 2023890 VITO	60	2,05 €
	2023900	54	6970233836018	ROUND RECESSED MOUNTED SLIM LED LIGHTING FIXTURE LENA-RX Ø85x20mm 3W 300Lm 6000K (COOL WHITE) WHITE 2023900 VITO	60	2,05 €
	2023910	54	6970233836025	ROUND RECESSED MOUNTED SLIM LED LIGHTING FIXTURE LENA-RX Ø120x20mm 6W 564Lm 3000K (WARM WHITE) WHITE 2023910 VITO	40	2,56 €










	2023920	54	6970233836032	ROUND RECESSED MOUNTED SLIM LED LIGHTING FIXTURE LENA-RX Φ 120x20mm 6W 570Lm 4000K (NATURAL WHITE) WHITE 2023920 VITO	40	2,56 €
	2023930	54	6970233836049	ROUND RECESSED MOUNTED SLIM LED LIGHTING FIXTURE LENA-RX Φ 120x20mm 6W 600Lm 6000K (COOL WHITE) WHITE 2023930 VITO	40	2,56 €
	2023940	54	6970233836056	ROUND RECESSED MOUNTED SLIM LED LIGHTING FIXTURE LENA-RX Φ 165x20mm 12W 1128Lm 3000K (WARM WHITE) WHITE 2023940 VITO	40	3,81 €
	2023950	54	6970233836063	ROUND RECESSED MOUNTED SLIM LED LIGHTING FIXTURE LENA-RX Φ 165x20mm 12W 1140Lm 4000K (NATURAL WHITE) WHITE 2023950 VITO	40	3,81 €
	2023960	54	6970233836070	ROUND RECESSED MOUNTED SLIM LED LIGHTING FIXTURE LENA-RX Φ 165x20mm 12W 1200Lm 6000K (COOL WHITE) WHITE 2023960 VITO	40	3,81 €
	2023970	54	6970233836087	ROUND RECESSED MOUNTED SLIM LED LIGHTING FIXTURE LENA-RX Φ 220x20mm 18W 1692Lm 3000K (WARM WHITE) WHITE 2023970 VITO	20	4,97 €
	2023980	54	6970233836094	ROUND RECESSED MOUNTED SLIM LED LIGHTING FIXTURE LENA-RX Φ 220x20mm 18W 1710Lm 4000K (NATURAL WHITE) WHITE 2023980 VITO	20	4,97 €
	2023990	54	6970233836100	ROUND RECESSED MOUNTED SLIM LED LIGHTING FIXTURE LENA-RX Φ 220x20mm 18W 1800Lm 6000K (COOL WHITE) WHITE 2023990 VITO	20	4,97 €
	2024000	54	6970233836117	ROUND RECESSED MOUNTED SLIM LED LIGHTING FIXTURE LENA-RX Φ 295x20mm 24W 2256Lm 3000K (WARM WHITE) WHITE 2024000 VITO	10	8,29 €
	2024010	54	6970233836124	ROUND RECESSED MOUNTED SLIM LED LIGHTING FIXTURE LENA-RX Φ 295x20mm 24W 2280Lm 4000K (NATURAL WHITE) WHITE 2024010 VITO	10	8,29 €
	2024020	54	6970233836131	ROUND RECESSED MOUNTED SLIM LED LIGHTING FIXTURE LENA-RX Φ 295x20mm 24W 2400Lm 6000K (COOL WHITE) WHITE 2024020 VITO	10	8,29 €
	2023989	LAST PIECES		ROUND RECESSED MOUNTED SLIM LED LIGHTING FIXTURE LENA-RX Φ 220x20mm 18W 1710Lm 4000K (NATURAL WHITE) GREY 2023989 VITO	20	5,77 €
	2023999	LAST PIECES		ROUND RECESSED MOUNTED SLIM LED LIGHTING FIXTURE LENA-RX Φ 220x20mm 18W 1800Lm 6000K (COOL WHITE) GREY 2023999 VITO	20	5,77 €
	2027160	55	6970233830382	ROUND RECESSED MOUNTED LED LIGHTING FIXTURE 3W 4000K (NATURAL WHITE) 330Lm Φ 90x28mm CUT Φ 80mm WHITE LINA-R 2027160 VITO	100	2,14 €
	2027170	55	6970233830399	ROUND RECESSED MOUNTED LED LIGHTING FIXTURE 3W 6000K (COOL WHITE) 330Lm Φ 90x28mm CUT Φ 80mm WHITE LINA-R 2027170 VITO	100	2,14 €















	2027180	55	6970233830405	ROUND RECESSED MOUNTED LED LIGHTING FIXTURE 6W 4000K (NATURAL WHITE) 660Lm Φ120x28mm CUT Φ110mm WHITE LINA-R 2027180 VITO	80	2,54 €
	2027190	55	6970233830412	ROUND RECESSED MOUNTED LED LIGHTING FIXTURE 6W 6000K (COOL WHITE) 660Lm Φ120x28mm CUT Φ110mm WHITE LINA-R 2027190 VITO	80	2,54 €
	2027200	55	6970233830429	ROUND RECESSED MOUNTED LED LIGHTING FIXTURE 12W 4000K (NATURAL WHITE) 1320Lm Φ170x28mm CUT Φ155mm WHITE LINA-R 2027200 VITO	60	4,51 €
	2027210	55	6970233830436	ROUND RECESSED MOUNTED LED LIGHTING FIXTURE 12W 6000K (COOL WHITE) 1320Lm Φ170x28mm CUT Φ155mm WHITE LINA-R 2027210 VITO	60	4,51 €
	2027220	55	6970233830443	ROUND RECESSED MOUNTED LED LIGHTING FIXTURE 18W 4000K (NATURAL WHITE) 1980Lm Φ220x28mm CUT Φ205mm WHITE LINA-R 2027220 VITO	40	6,16 €
	2027230	55	6970233830450	ROUND RECESSED MOUNTED LED LIGHTING FIXTURE 18W 6000K (COOL WHITE) 1980Lm Φ220x28mm CUT Φ205mm WHITE LINA-R 2027230 VITO	40	6,16 €
	2027240	55	6970233830467	ROUND RECESSED MOUNTED LED LIGHTING FIXTURE 24W 4000K (NATURAL WHITE) 2680Lm Φ291x28mm CUT Φ280mm WHITE LINA-R 2027240 VITO	20	7,64 €
	2027250	55	6970233830474	ROUND RECESSED MOUNTED LED LIGHTING FIXTURE 24W 6000K (COOL WHITE) 2680Lm Φ291x28mm CUT Φ280mm WHITE LINA-R 2027250 VITO	20	7,64 €
	2025090	LAST PIECES	6972538042705	ROUND RECESSED MOUNTED LED LIGHTING FIXTURE ERIKA-R Φ170x31mm 12W 1104Lm 4000K (NATURAL WHITE) WHITE 2025090 VITO	20	5,62 €
	2025100	LAST PIECES	6972538042712	ROUND RECESSED MOUNTED LED LIGHTING FIXTURE ERIKA-R Φ140x31mm 12W 1128Lm 6000K (COOL WHITE) WHITE 2025100 VITO	20	5,62 €
	2025120	LAST PIECES	6972538042729	ROUND RECESSED MOUNTED LED LIGHTING FIXTURE ERIKA-R Φ225x31mm 18W 1782Lm 4000K (NATURAL WHITE) WHITE 2025120 VITO	20	8,37 €
	2025130	LAST PIECES	6972538042736	ROUND RECESSED MOUNTED LED LIGHTING FIXTURE ERIKA-R Φ225x31mm 18W 1818Lm 6000K (COOL WHITE) WHITE 2025130 VITO	20	8,37 €
	2025150	LAST PIECES	6972538042743	ROUND RECESSED MOUNTED LED LIGHTING FIXTURE ERIKA-R Φ225x31mm 24W 2375Lm 4000K (NATURAL WHITE) WHITE 2025150 VITO	20	9,56 €
	2025160	LAST PIECES	6972538042750	ROUND RECESSED MOUNTED LED LIGHTING FIXTURE ERIKA-R Φ225x31mm 24W 2424Lm 6000K (COOL WHITE) WHITE 2025160 VITO	20	9,56 €
	2025510	56	6972538043337	ROUND RECESSED MOUNTED LED LIGHTING FIXTURE DARIA-R Φ120x32mm 17W 1872Lm 4000K (NATURAL WHITE) WITH ADJUSTABLE CUT HOLE FIT Ø65-100mm 2025510 VITO	40	4,40 €

	2025520	56	6972538043344	ROUND RECESSED MOUNTED LED LIGHTING FIXTURE DARIA-R Φ 120x32mm 17W 1908Lm 6500K (COOL WHITE) WITH ADJUSTABLE CUT HOLE FIT Φ 65-100mm 2025520 VITO	40	4,40 €
	2025540	56	6972538043351	ROUND RECESSED MOUNTED LED LIGHTING FIXTURE DARIA-R Φ 170x32mm 24W 2544Lm 4000K (NATURAL WHITE) WITH ADJUSTABLE CUT HOLE FIT Φ 65-150mm 2025540 VITO	30	7,38 €
	2025550	56	6972538043368	ROUND RECESSED MOUNTED LED LIGHTING FIXTURE DARIA-R Φ 170x32mm 24W 2592Lm 6500K (COOL WHITE) WITH ADJUSTABLE CUT HOLE FIT Φ 65-150mm 2025550 VITO	30	7,38 €
	2025570	56	6972538043375	ROUND RECESSED MOUNTED LED LIGHTING FIXTURE DARIA-R Φ 225x32mm 36W 3888Lm 4000K (NATURAL WHITE) WITH ADJUSTABLE CUT HOLE FIT Φ 65-200mm 2025570 VITO	20	10,66 €
	2025580	56	6972538043382	ROUND RECESSED MOUNTED LED LIGHTING FIXTURE DARIA-R Φ 225x32mm 36W 3888Lm 6500K (COOL WHITE) WITH ADJUSTABLE CUT HOLE FIT Φ 65-200mm 2025580 VITO	20	10,66 €
	2027480	57	6970233832157	FIXTURE 5W 425Lm 4000K (NATURAL WHITE) HELEN Φ 95x25mm CUT Φ 75mm WATERPROOF IP54 WHITE 2027480 VITOROUND RECESSED MOUNTED LED LIGHTING FIXTURE 5W 425Lm 4000K (NATURAL WHITE) HELEN Φ 95x25mm CUT Φ 75mm	60	3,78 €
	2027490	57	6970233832164	FIXTURE 5W 425Lm 6000K (COOL WHITE) HELEN Φ 95x25mm CUT Φ 75mm WATERPROOF IP54 WHITE 2027490 VITOROUND RECESSED MOUNTED LED LIGHTING FIXTURE 5W 425Lm 6000K (COOL WHITE) HELEN Φ 95x25mm CUT Φ 75mm WATERPROOF IP54	60	3,78 €
	2027500	57	6970233832171	FIXTURE 9W 765Lm 4000K (NATURAL WHITE) HELEN Φ 118x25mm CUT Φ 90mm WATERPROOF IP54 WHITE 2027500 VITOROUND RECESSED MOUNTED LED LIGHTING FIXTURE 9W 765Lm 4000K (NATURAL WHITE) HELEN Φ 118x25mm CUT Φ 90mm	40	4,43 €
	2027510	57	6970233832188	FIXTURE 9W 765Lm 6000K (COOL WHITE) HELEN Φ 118x25mm CUT Φ 90mm WATERPROOF IP54 WHITE 2027510 VITOROUND RECESSED MOUNTED LED LIGHTING FIXTURE 9W 765Lm 6000K (COOL WHITE) HELEN Φ 118x25mm CUT Φ 90mm WATERPROOF IP54	40	4,43 €
	2027520	57	6970233832195	ROUND RECESSED MOUNTED LED LIGHTING FIXTURE 18W 1530Lm 4000K (NATURAL WHITE) HELEN Φ 170x25mm CUT Φ 140mm WATERPROOF IP54 WHITE 2027520 VITO	40	6,19 €
	2027530	57	6970233832201	ROUND RECESSED MOUNTED LED LIGHTING FIXTURE 18W 1530Lm 6000K (COOL WHITE) HELEN Φ 170x25mm CUT Φ 140mm WATERPROOF IP54 WHITE 2027530 VITO	40	6,19 €
	2023400	58	6970233835516	ROUND RECESSED MOUNTED LED LIGHTING FIXTURE WITH GLASS LENA-RG Φ 100x40mm 6W 564Lm 3000K (WARM WHITE) 2023400 VITO	40	4,54 €
	2023410	58	6970233835523	ROUND RECESSED MOUNTED LED LIGHTING FIXTURE WITH GLASS LENA-RG Φ 100x40mm 6W 570Lm 4000K (NATURAL WHITE) 2023410 VITO	40	4,54 €
	2023420	58	6970233835530	ROUND RECESSED MOUNTED LED LIGHTING FIXTURE WITH GLASS LENA-RG Φ 100x40mm 6W 600Lm 6000K (COOL WHITE) 2023420 VITO	40	4,54 €
	2023430	58	6970233835547	ROUND RECESSED MOUNTED LED LIGHTING FIXTURE WITH GLASS LENA-RG Φ 160x40mm 12W 1128Lm 3000K (WARM WHITE) 2023430 VITO	20	7,08 €














	2023440	58	6970233835554	ROUND RECESSED MOUNTED LED LIGHTING FIXTURE WITH GLASS LENA-RG Φ160x40mm 12W 1140Lm 4000K (NATURAL WHITE) 2023440 VITO	20	7,08 €
	2023450	58	6970233835561	ROUND RECESSED MOUNTED LED LIGHTING FIXTURE WITH GLASS LENA-RG Φ160x40mm 12W 1200Lm 6000K (COOL WHITE) 2023450 VITO	20	7,08 €
	2023460	58	6970233835578	ROUND RECESSED MOUNTED LED LIGHTING FIXTURE WITH GLASS LENA-RG Φ200x40mm 16W 1504Lm 3000K (WARM WHITE) 2023460 VITO	20	9,13 €
	2023470	58	6970233835585	ROUND RECESSED MOUNTED LED LIGHTING FIXTURE WITH GLASS LENA-RG Φ200x40mm 16W 1520Lm 4000K (NATURAL WHITE) 2023470 VITO	20	9,13 €
	2023480	58	6970233835592	ROUND RECESSED MOUNTED LED LIGHTING FIXTURE WITH GLASS LENA-RG Φ200x40mm 16W 1600Lm 6000K (COOL WHITE) 2023480 VITO	20	9,13 €
	2023490	59	6970233835608	SQUARE RECESSED MOUNTED LED LIGHTING FIXTURE WITH GLASS LENA-SG 100x100x40mm 6W 564Lm 3000K (WARM WHITE) 2023490 VITO	40	4,94 €
	2023500	59	6970233835615	SQUARE RECESSED MOUNTED LED LIGHTING FIXTURE WITH GLASS LENA-SG 100x100x40mm 6W 570Lm 4000K (NATURAL WHITE) 2023500 VITO	40	4,94 €
	2023510	59	6970233835622	SQUARE RECESSED MOUNTED LED LIGHTING FIXTURE WITH GLASS LENA-SG 100x100x40mm 6W 600Lm 6000K (COOL WHITE) 2023510 VITO	40	4,94 €
	2023520	59	6970233835639	SQUARE RECESSED MOUNTED LED LIGHTING FIXTURE WITH GLASS LENA-SG 160x160x40mm 12W 1128Lm 3000K (WARM WHITE) 2023520 VITO	20	7,84 €
	2023530	59	6970233835646	SQUARE RECESSED MOUNTED LED LIGHTING FIXTURE WITH GLASS LENA-SG 160x160x40mm 12W 1140Lm 4000K (NATURAL WHITE) 2023530 VITO	20	7,84 €
	2023540	59	6970233835653	SQUARE RECESSED MOUNTED LED LIGHTING FIXTURE WITH GLASS LENA-SG 160x160x40mm 12W 1200Lm 6000K (COOL WHITE) 2023540 VITO	20	7,84 €
	2023550	59	6970233835660	SQUARE RECESSED MOUNTED LED LIGHTING FIXTURE WITH GLASS LENA-SG 200x200x40mm 16W 1504Lm 3000K (WARM WHITE) 2023550 VITO	20	9,94 €
	2023560	59	6970233835677	SQUARE RECESSED MOUNTED LED LIGHTING FIXTURE WITH GLASS LENA-SG 200x200x40mm 16W 1520Lm 4000K (NATURAL WHITE) 2023560 VITO	20	9,94 €
	2023570	59	6970233835684	SQUARE RECESSED MOUNTED LED LIGHTING FIXTURE WITH GLASS LENA-SG 200x200x40mm 16W 1600Lm 6000K (COOL WHITE) 2023570 VITO	20	9,94 €
	2024030	60	6970233836148	SQUARE RECESSED MOUNTED SLIM LED LIGHTING FIXTURE LENA-SX 85x85x20mm 3W 282Lm 3000K (WARM WHITE) WHITE 2024030 VITO	60	2,54 €
















	2024040	60	6970233836155	SQUARE RECESSED MOUNTED SLIM LED LIGHTING FIXTURE LENA-SX 85x85x20mm 3W 285Lm 4000K (NATURAL WHITE) WHITE 2024040 VITO	60	2,54 €
	2024050	60	6970233836162	SQUARE RECESSED MOUNTED SLIM LED LIGHTING FIXTURE LENA-SX 85x85x20mm 3W 300Lm 6000K (COOL WHITE) WHITE 2024050 VITO	60	2,54 €
	2024060	60	6970233836179	SQUARE RECESSED MOUNTED SLIM LED LIGHTING FIXTURE LENA-SX 120x120x20mm 6W 564Lm 3000K (WARM WHITE) WHITE 2024060 VITO	40	3,25 €
	2024070	60	6970233836186	SQUARE RECESSED MOUNTED SLIM LED LIGHTING FIXTURE LENA-SX 120x120x20mm 6W 570Lm 4000K (NATURAL WHITE) WHITE 2024070 VITO	40	3,25 €
	2024080	60	6970233836193	SQUARE RECESSED MOUNTED SLIM LED LIGHTING FIXTURE LENA-SX 120x120x20mm 6W 600Lm 6000K (COOL WHITE) WHITE 2024080 VITO	40	3,25 €
	2024090	60	6970233836209	SQUARE RECESSED MOUNTED SLIM LED LIGHTING FIXTURE LENA-SX 165x165x20mm 12W 1128Lm 3000K (WARM WHITE) WHITE 2024090 VITO	40	4,47 €
	2024100	60	6970233836216	SQUARE RECESSED MOUNTED SLIM LED LIGHTING FIXTURE LENA-SX 165x165x20mm 12W 1140Lm 4000K (NATURAL WHITE) WHITE 2024100 VITO	40	4,47 €
	2024110	60	6970233836223	SQUARE RECESSED MOUNTED SLIM LED LIGHTING FIXTURE LENA-SX 165x165x20mm 12W 1200Lm 6000K (COOL WHITE) WHITE 2024110 VITO	40	4,47 €
	2024120	60	6970233836230	SQUARE RECESSED MOUNTED SLIM LED LIGHTING FIXTURE LENA-SX 220x220x20mm 18W 1692Lm 3000K (WARM WHITE) WHITE 2024120 VITO	20	5,66 €
	2024130	60	6970233836247	SQUARE RECESSED MOUNTED SLIM LED LIGHTING FIXTURE LENA-SX 220x220x20mm 18W 1710Lm 4000K (NATURAL WHITE) WHITE 2024130 VITO	20	5,66 €
	2024140	60	6970233836254	SQUARE RECESSED MOUNTED SLIM LED LIGHTING FIXTURE LENA-SX 220x220x20mm 18W 1800Lm 6000K (COOL WHITE) WHITE 2024140 VITO	20	5,66 €
	2024150	60	6970233836261	SQUARE RECESSED MOUNTED SLIM LED LIGHTING FIXTURE LENA-SX 295x295x20mm 24W 2256Lm 3000K (WARM WHITE) WHITE 2024150 VITO	10	9,02 €
	2024160	60	6970233836278	SQUARE RECESSED MOUNTED SLIM LED LIGHTING FIXTURE LENA-SX 295x295x20mm 24W 2280Lm 4000K (NATURAL WHITE) WHITE 2024160 VITO	10	9,02 €
	2024170	60	6970233836285	SQUARE RECESSED MOUNTED SLIM LED LIGHTING FIXTURE LENA-SX 295x295x20mm 24W 2400Lm 6000K (COOL WHITE) WHITE 2024170 VITO	10	9,02 €
	2022160	61		SQUARE RECESSED MOUNTED LED LIGHTING FIXTURE 3W 4000K (NATURAL WHITE) 330Lm 91x91x28mm CUT 80x80mm WHITE LINA-S 2027260 VITO	100	2,60 €
















	2027270	61	6970233830498	SQUARE RECESSED MOUNTED LED LIGHTING FIXTURE 3W 6000K (COOL WHITE) 330Lm 91x91x28mm CUT 80x80mm WHITE LINA-S 2027270 VITO	100	2,60 €
	2027280	61	6970233830504	SQUARE RECESSED MOUNTED LED LIGHTING FIXTURE 6W 4000K (NATURAL WHITE) 660Lm 121x121x28mm CUT 110x110mm WHITE LINA-S 2027280 VITO	80	3,12 €
	2027290	61	6970233830511	SQUARE RECESSED MOUNTED LED LIGHTING FIXTURE 6W 6000K (COOL WHITE) 660Lm 121x121x28mm CUT 110x110mm WHITE LINA-S 2027290 VITO	80	3,12 €
	2027300	61	6970233830566	SQUARE RECESSED MOUNTED LED LIGHTING FIXTURE 12W 4000K (NATURAL WHITE) 1320Lm 171x171x28mm CUT 155x155mm WHITE LINA-S 2027300 VITO	60	4,75 €
	2027310	61	6970233830573	SQUARE RECESSED MOUNTED LED LIGHTING FIXTURE 12W 6000K (COOL WHITE) 1320Lm 171x171x28mm CUT 155x155mm WHITE LINA-S 2027310 VITO	60	4,75 €
	2027320	61	6970233830597	SQUARE RECESSED MOUNTED LED LIGHTING FIXTURE 18W 4000K (NATURAL WHITE) 1980Lm 221x221x29mm CUT 205x205mm WHITE LINA-S 2027320 VITO	40	6,55 €
	2027330	61	6970233830603	SQUARE RECESSED MOUNTED LED LIGHTING FIXTURE 18W 6000K (COOL WHITE) 1980Lm 221x221x29mm CUT 205x205mm WHITE LINA-S 2027330 VITO	40	6,55 €
	2027340	61	6970233831068	SQUARE RECESSED MOUNTED LED LIGHTING FIXTURE 24W 4000K (NATURAL WHITE) 2680Lm 291x291x29mm CUT 280x280mm WHITE LINA-S 2027340 VITO	20	8,10 €
	2027350	61		SQUARE RECESSED MOUNTED LED LIGHTING FIXTURE 24W 6000K (COOL WHITE) 2680Lm 291x291x29mm CUT 280x280mm WHITE LINA-S 2027350 VITO	20	8,10 €
	2024910	LAST PIECES	6972538042583	SQUARE RECESSED MOUNTED LED LIGHTING FIXTURE ERIKA-S 115x115x31mm 9W 873Lm 4000K (NATURAL WHITE) WHITE 2024910 VITO	40	4,01 €
	2024920	LAST PIECES	6972538042590	SQUARE RECESSED MOUNTED LED LIGHTING FIXTURE ERIKA-S 115x115x31mm 9W 891Lm 6000K (COOL WHITE) WHITE 2024920 VITO	40	4,01 €
	2024940	LAST PIECES	6972538042606	SQUARE RECESSED MOUNTED LED LIGHTING FIXTURE ERIKA-S 140x140x31mm 12W 1224Lm 4000K (NATURAL WHITE) WHITE 2024940 VITO	40	5,08 €
	2024950	LAST PIECES	6972538042613	SQUARE RECESSED MOUNTED LED LIGHTING FIXTURE ERIKA-S 140x140x31mm 12W 1248Lm 6000K (COOL WHITE) WHITE 2024950 VITO	40	5,08 €
	2024970	LAST PIECES	6972538042620	SQUARE RECESSED MOUNTED LED LIGHTING FIXTURE ERIKA-S 225x225x31mm 20W 2200Lm 4000K (NATURAL WHITE) WHITE 2024970 VITO	40	9,10 €
	2024980	LAST PIECES	6972538042637	SQUARE RECESSED MOUNTED LED LIGHTING FIXTURE ERIKA-S 225x225x31mm 20W 2260Lm 4000K (NATURAL WHITE) WHITE 2024980 VITO	40	9,10 €


	2023600	62	6970233835714	ROUND CEILING LED LIGHTING FIXTURE LINDA-R Φ110x27mm 6W 600Lm 6000K (COOL WHITE) WHITE 2023600 VITO	50	3,85 €
	2023630	62	6970233835745	ROUND CEILING LED LIGHTING FIXTURE LINDA-R Φ110x27mm 9W 900Lm 6000K (COOL WHITE) WHITE 2023630 VITO	50	4,58 €
	2023640	62	6970233835752	ROUND CEILING LED LIGHTING FIXTURE LINDA-R Φ160x27mm 12W 1128Lm 3000K (WARM WHITE) 2023640 VITO	40	4,51 €
	2023650	62	6970233835769	ROUND CEILING LED LIGHTING FIXTURE LINDA-R Φ160x27mm 12W 1140Lm 4000K (NATURAL WHITE) 2023650 VITO	40	4,58 €
	2023660	62	6970233835776	ROUND CEILING LED LIGHTING FIXTURE LINDA-R Φ160x27mm 12W 1200Lm 6000K (COOL WHITE) 2023660 VITO	40	4,58 €
	2023670	62	6970233835783	ROUND CEILING LED LIGHTING FIXTURE LINDA-R Φ210x27mm 20W 1880Lm 3000K (WARM WHITE) 2023670 VITO	20	6,50 €
	2023680	62	6970233835790	ROUND CEILING LED LIGHTING FIXTURE LINDA-R Φ210x27mm 20W 1900Lm 4000K (NATURAL WHITE) 2023680 VITO	20	6,50 €
	2023690	62	6970233835806	ROUND CEILING LED LIGHTING FIXTURE LINDA-R Φ210x27mm 20W 2000Lm 6000K (COOL WHITE) 2023690 VITO	20	6,50 €
	2023700	62	6970233835813	ROUND CEILING LED LIGHTING FIXTURE LINDA-R Φ285x27mm 24W 2256Lm 3000K (WARM WHITE) 2023700 VITO	10	8,79 €
	2023710	62	6970233835820	ROUND CEILING LED LIGHTING FIXTURE LINDA-R Φ285x27mm 24W 2280Lm 4000K (NATURAL WHITE) 2023710 VITO	10	8,79 €
	2023720	62	6970233835837	ROUND CEILING LED LIGHTING FIXTURE LINDA-R Φ285x27mm 24W 2400Lm 6000K (COOL WHITE) 2023720 VITO	10	8,79 €
	2027360	63	6970233831082	ROUND SURFACE MOUNTED LED LIGHTING FIXTURE 12W 4000K (NATURAL WHITE) 1320Lm Φ171x31mm WHITE LARA-R 2027360 VITO	60	4,88 €
	2027370	63		ROUND SURFACE MOUNTED LED LIGHTING FIXTURE 12W 6000K (COOL WHITE) 1320Lm Φ171x31mm WHITE LARA-R 2027370 VITO	60	4,88 €
	2027380	63	6970233831105	ROUND SURFACE MOUNTED LED LIGHTING FIXTURE 18W 4000K (NATURAL WHITE) 1980Lm Φ217x31mm WHITE LARA-R 2027380 VITO	40	6,70 €
	2027390	63		ROUND SURFACE MOUNTED LED LIGHTING FIXTURE 18W 6000K (COOL WHITE) 1980Lm Φ217x31mm WHITE LARA-R 2027390 VITO	40	6,70 €
















	2027400	63	6970233831129	ROUND SURFACE MOUNTED LED LIGHTING FIXTURE 24W 4000K (NATURAL WHITE) 2680Lm Φ291x31mm WHITE LARA-R 2027400 VITO	20	9,44 €
	2027410	63	6970233831136	ROUND SURFACE MOUNTED LED LIGHTING FIXTURE 24W 6000K (COOL WHITE) 2680Lm Φ291x31mm WHITE LARA-R 2027410 VITO	20	9,44 €
	2025170	LAST PIECES	6972538043986	ROUND CEILING LED LIGHTING FIXTURE PETRA-R Φ170x35mm 12W 1152Lm 3000K (WARM WHITE) WHITE 2025170 VITO	20	5,73 €
	2025180	LAST PIECES	6972538042767	ROUND CEILING LED LIGHTING FIXTURE PETRA-R Φ170x35mm 12W 1176Lm 4000K (NATURAL WHITE) WHITE 2025180 VITO	20	5,73 €
	2025190	LAST PIECES	6972538042774	ROUND CEILING LED LIGHTING FIXTURE PETRA-R Φ170x35mm 12W 1200Lm 6500K (COOL WHITE) WHITE 2025190 VITO	20	5,73 €
	2025200	LAST PIECES	6972538043993	ROUND CEILING LED LIGHTING FIXTURE PETRA-R Φ224x35mm 18W 1746Lm 3000K (WARM WHITE) WHITE 2025200 VITO	20	9,13 €
	2025210	LAST PIECES	6972538042781	ROUND CEILING LED LIGHTING FIXTURE PETRA-R Φ224x35mm 18W 1782Lm 4000K (NATURAL WHITE) WHITE 2025210 VITO	20	9,13 €
	2025220	LAST PIECES	6972538042798	ROUND CEILING LED LIGHTING FIXTURE PETRA-R Φ224x35mm 18W 1818Lm 6500K (COOL WHITE) WHITE 2025220 VITO	20	9,13 €
	2025230	LAST PIECES	6972538044006	ROUND CEILING LED LIGHTING FIXTURE PETRA-R Φ224x35mm 24W 2328Lm 3000K (WARM WHITE) WHITE 2025230 VITO	20	10,32 €
	2025240	LAST PIECES	6972538042804	ROUND CEILING LED LIGHTING FIXTURE PETRA-R Φ224x35mm 24W 2328Lm 4000K (NATURAL WHITE) WHITE 2025240 VITO	20	10,32 €
	2025250	LAST PIECES	6972538042811	ROUND CEILING LED LIGHTING FIXTURE PETRA-R Φ224x35mm 24W 2328Lm 6500K (COOL WHITE) WHITE 2025250 VITO	20	10,32 €
	2023730	64	6970233835844	SQUARE CEILING LED LIGHTING FIXTURE LINDA-S 110x110x27mm 6W 564Lm 3000K (WARM WHITE) WHITE 2023730 VITO	50	4,40 €
	2023750	64	6970233835868	SQUARE CEILING LED LIGHTING FIXTURE LINDA-S 110x110x27mm 6W 600Lm 6000K (COOL WHITE) WHITE 2023750 VITO	50	4,15 €
	2023760	64	6970233835875	SQUARE CEILING LED LIGHTING FIXTURE LINDA-S 110x110x27mm 9W 846Lm 3000K (WARM WHITE) WHITE 2023760 VITO	50	4,73 €
	2023770	64	6970233835882	SQUARE CEILING LED LIGHTING FIXTURE LINDA-S 110x110x27mm 9W 855Lm 4000K (NATURAL WHITE) WHITE 2023770 VITO	50	4,73 €
















	2023780	64	6970233835899	SQUARE CEILING LED LIGHTING FIXTURE LINDA-S 110x110x27mm 9W 900Lm 6000K (COOL WHITE) WHITE 2023780 VITO	50	4,73 €
	2023790	64	6970233835905	SQUARE CEILING LED LIGHTING FIXTURE LINDA-S 165x165x27mm 12W 1128Lm 3000K (WARM WHITE) WHITE 2023790 VITO	40	4,97 €
	2023800	64	6970233835912	SQUARE CEILING LED LIGHTING FIXTURE LINDA-S 165x165x27mm 12W 1140Lm 4000K (NATURAL WHITE) WHITE 2023800 VITO	40	4,97 €
	2023810	64	6970233835929	SQUARE CEILING LED LIGHTING FIXTURE LINDA-S 165x165x27mm 12W 1200Lm 6000K (COOL WHITE) WHITE 2023810 VITO	40	4,97 €
	2023820	64	6970233835936	SQUARE CEILING LED LIGHTING FIXTURE LINDA-S 210x210x27mm 20W 1880Lm 3000K (WARM WHITE) WHITE 2023820 VITO	20	6,84 €
	2023830	64	6970233835943	SQUARE CEILING LED LIGHTING FIXTURE LINDA-S 210x210x27mm 20W 1900Lm 4000K (NATURAL WHITE) WHITE 2023830 VITO	20	6,84 €
	2023840	64	6970233835950	SQUARE CEILING LED LIGHTING FIXTURE LINDA-S 210x210x27mm 20W 2000Lm 6000K (COOL WHITE) WHITE 2023840 VITO	20	6,84 €
	2023850	64	6970233835967	SQUARE CEILING LED LIGHTING FIXTURE LINDA-S 280x280x27mm 24W 2256Lm 3000K (WARM WHITE) WHITE 2023850 VITO	10	9,13 €
	2023860	64	6970233835974	SQUARE CEILING LED LIGHTING FIXTURE LINDA-S 280x280x27mm 24W 2280Lm 4000K (NATURAL WHITE) WHITE 2023860 VITO	10	9,13 €
	2023870	64	6970233835981	SQUARE CEILING LED LIGHTING FIXTURE LINDA-S 280x280x27mm 24W 2400Lm 6000K (COOL WHITE) WHITE 2023870 VITO	10	9,13 €
	2027420	65	6970233831143	SQUARE SURFACE MOUNTED LED LIGHTING FIXTURE 12W 4000K (NATURAL WHITE) 1320Lm 171x171x31mm WHITE LARA-S 2027420 VITO	60	5,43 €
	2027430	65	6970233831150	SQUARE SURFACE MOUNTED LED LIGHTING FIXTURE 12W 6000K (COOL WHITE) 1320Lm 171x171x31mm WHITE LARA-S 2027430 VITO	60	5,43 €
	2027440	65	6970233831488	SQUARE SURFACE MOUNTED LED LIGHTING FIXTURE 18W 4000K (NATURAL WHITE) 1980Lm 217x217x31mm WHITE LARA-S 2027440 VITO	40	7,38 €
	2027450	65	6970233831495	SQUARE SURFACE MOUNTED LED LIGHTING FIXTURE 18W 6000K (COOL WHITE) 1980Lm 217x217x31mm WHITE LARA-S 2027450 VITO	40	7,38 €
	2027460	65	6970233831501	SQUARE SURFACE MOUNTED LED LIGHTING FIXTURE 24W 4000K (NATURAL WHITE) 2680Lm 291x291x31mm WHITE LARA-S 2027460 VITO	20	10,32 €
















	2027470	65	6970233831518	SQUARE SURFACE MOUNTED LED LIGHTING FIXTURE 24W 6000K (COOL WHITE) 2680Lm 291x291x31mm WHITE LARA-S 2027470 VITO	20	10,32 €
	2412420	LAST PIECES	6972538046406	LED FRAME PANEL SLIM ANGEL-23 40W 595x595x8mm 4200K (NATURAL WHITE) 3360Lm WHITE WITHOUT DRIVER 2412420 VITO	8	14,05 €
	2412430	LAST PIECES	6972538046413	LED FRAME PANEL SLIM ANGEL-23 40W 595x595x8mm 6400K (COOL WHITE) 3360Lm WHITE WITHOUT DRIVER 2412430 VITO	8	14,05 €
	6200050	LAST PIECES	6972538040435	DRIVER FOR LED PANEL SLIM SURYA & LED PANEL SLIM ANGEL-23 6200050 VITO	200	5,01 €
	2429730	68	6970233830368	LED PANEL BACKLIGHT VENUS-BC 48W SAMSUNG CHIP 595x595x32mm 4200K (NATURAL WHITE) 4800Lm UGR<19 WHITE WITH DRIVER 2429730 VITO	10	18,98 €
	2429740	68	6970233830375	LED PANEL BACKLIGHT VENUS-BC 48W SAMSUNG CHIP 595x595x32mm 6400K (COOL WHITE) 5040Lm UGR<19 WHITE WITH DRIVER 2429740 VITO	10	18,98 €
	2425120	69	8698553615202	LED PANEL BACKLIGHT VENUS-BC 45W 295x1195x32mm 4000K (NATURAL WHITE) 3825Lm WHITE WITH DRIVER 2425120 VITO	5	31,98 €
	2425130	69	8698553615219	LED PANEL BACKLIGHT VENUS-BC 45W 295x1195x32mm 6400K (COOL WHITE ΦΩΣ) 3825Lm WHITE WITH DRIVER 2425120 VITO	5	31,98 €
	9901240	70	6970233838807	SET OF 4 CLIPS FOR RECESSED MOUNTED OF LED SLIM PANELS PANELFIX-C 9901240 VITO	100	1,51 €
	9901230	70	6970233838791	HANGING SET OF 4 ROPES FOR LED PANELS PANELFIX-P 9901230 VITO	100	3,13 €
	9901212	70	6970233835080	ALUMINIUM FRAME FOR SURFACE INSTALLATION OF LED PANELS 60x60 PANELFIX-S 9901212 VITO	20	11,02 €
	9901213	70	8698553615226	ALUMINIUM FRAME FOR SURFACE INSTALLATION OF LED PANELS 30x120 PANELFIX-S 9901213 VITO	1	0,00 €
	2026320	72	6972538048660	PENDANT ΦΩΤΙΣΤΙΚΟ ΤΕΤΡΑΓΩΝΟ ΚΟΡΝΙΖΑ LED FINESSE F-45 45W 3xCCT DIP SWITCH BLACK 500x500x70mm 2026320 VITO	5	53,47 €
	2026330	72	6972538048677	PENDANT ΦΩΤΙΣΤΙΚΟ ΤΕΤΡΑΓΩΝΟ ΚΟΡΝΙΖΑ LED FINESSE F-60 60W 3xCCT DMMABLE WITH REMOTE CONTROL + MOBILE APP. BLACK 600x600x70mm 2026330 VITO	5	75,64 €
	2423280	73	8698553602899	FRAME SHAPE LED LINEAR LIGHTING FIXTURE SURFACE MOUNTED OR PENDANT PROFILED-PS 610x610x80mm 60W 3000K (WARM WHITE) 5980Lm WHITE 2423280 VITO	1	118,74 €











	2423370	73	8698553602837	FRAME SHAPE LED LINEAR LIGHTING FIXTURE SURFACE MOUNTED OR PENDANT PROFILED-PS 610x610x80mm 60W 3000K (WARM WHITE) 5980Lm BLACK 2423370 VITO	1	142,20 €
	2423290	73	8698553602905	FRAME SHAPE LED LINEAR LIGHTING FIXTURE SURFACE MOUNTED OR PENDANT PROFILED-PS 610x610x80mm 60W 4000K (NATURAL WHITE) 6164Lm WHITE 2423290 VITO	1	118,74 €
	2423380	73	8698553602844	FRAME SHAPE LED LINEAR LIGHTING FIXTURE SURFACE MOUNTED OR PENDANT PROFILED-PS 610x610x80mm 60W 4000K (NATURAL WHITE) 6164Lm BLACK 2423380 VITO	1	142,20 €
	2423300	73	8698553602974	FRAME SHAPE LED LINEAR LIGHTING FIXTURE SURFACE MOUNTED OR PENDANT PROFILED-PS 610x610x80mm 60W 6500K (COOL WHITE) 6348Lm WHITE 2423300 VITO	1	118,74 €
	2423390	73	8698553602851	FRAME SHAPE LED LINEAR LIGHTING FIXTURE SURFACE MOUNTED OR PENDANT PROFILED-PS 610x610x80mm 60W 6500K (COOL WHITE) 6348Lm BLACK 2423390 VITO	1	142,20 €
	2423310	73		FRAME SHAPE LED LINEAR LIGHTING FIXTURE SURFACE MOUNTED OR PENDANT PROFILED-PS 900x900x80mm 80W 3000K (WARM WHITE) 9360Lm WHITE 2423310 VITO	1	197,91 €
	2423400	73	8698553602998	FRAME SHAPE LED LINEAR LIGHTING FIXTURE SURFACE MOUNTED OR PENDANT PROFILED-PS 900x900x80mm 80W 3000K (WARM WHITE) 9360Lm BLACK 2423400 VITO	1	197,91 €
	2423320	73		FRAME SHAPE LED LINEAR LIGHTING FIXTURE SURFACE MOUNTED OR PENDANT PROFILED-PS 900x900x80mm 80W 4000K (NATURAL WHITE) 9648Lm WHITE 2423320 VITO	1	197,91 €
	2423410	73		FRAME SHAPE LED LINEAR LIGHTING FIXTURE SURFACE MOUNTED OR PENDANT PROFILED-PS 900x900x80mm 80W 4000K (NATURAL WHITE) 9648Lm BLACK 2423410 VITO	1	197,91 €
	2423330	73		FRAME SHAPE LED LINEAR LIGHTING FIXTURE SURFACE MOUNTED OR PENDANT PROFILED-PS 900x900x80mm 80W 6500K (COOL WHITE) 9936Lm WHITE 2423330 VITO	1	197,91 €
	2423420	73	8698553603025	FRAME SHAPE LED LINEAR LIGHTING FIXTURE SURFACE MOUNTED OR PENDANT PROFILED-PS 900x900x80mm 80W 6500K (COOL WHITE) 9936Lm BLACK 2423420 VITO	1	197,91 €
	2423340	74		FRAME SHAPE LED LINEAR LIGHTING FIXTURE SURFACE MOUNTED OR PENDANT PROFILED-PS 1180x1180x80mm 110W 3000K (WARM WHITE) 12480Lm WHITE 2423340 VITO	1	291,71 €
	2423430	74	8698553603742	FRAME SHAPE LED LINEAR LIGHTING FIXTURE SURFACE MOUNTED OR PENDANT PROFILED-PS 1180x1180x80mm 110W 3000K (WARM WHITE) 12480Lm BLACK 2423430 VITO	1	291,71 €
	2423350	74	8698553603810	FRAME SHAPE LED LINEAR LIGHTING FIXTURE SURFACE MOUNTED OR PENDANT PROFILED-PS 1180x1180x80mm 110W 4000K (NATURAL WHITE) 12864Lm WHITE 2423350 VITO	1	291,71 €
	2423440	74		FRAME SHAPE LED LINEAR LIGHTING FIXTURE SURFACE MOUNTED OR PENDANT PROFILED-PS 1180x1180x80mm 110W 4000K (NATURAL WHITE) 12864Lm BLACK 2423440 VITO	1	291,71 €

	2423360	74	8698553604084	FRAME SHAPE LED LINEAR LIGHTING FIXTURE SURFACE MOUNTED OR PENDANT PROFILED-PS 1180x1180x80mm 110W 6500K (COOL WHITE) 13248Lm WHITE 2423360 VITO	1	291,71 €
	2423450	74		FRAME SHAPE LED LINEAR LIGHTING FIXTURE SURFACE MOUNTED OR PENDANT PROFILED-PS 1180x1180x80mm 110W 6500K (COOL WHITE) 13248Lm BLACK 2423450 VITO	1	291,71 €
	2026300	76	6972538048646	PENDANT LED LINEAR LIGHTING FIXTURE RING SHAPE FINESSE D-45 45W 3xCCT DIP SWITCH BLACK Φ500x70mm 2026300 VITO	5	50,41 €
	2026310	76	6972538048653	PENDANT LED LINEAR LIGHTING FIXTURE RING SHAPE FINESSE D-60 60W 3xCCT DIMMABLE WITH REMOTE CONTROL + MOBILE APP. BLACK Φ600x70mm 2026310 VITO	5	69,56 €
	2423820	77	8698553605104	RING SHAPE LED LINEAR LIGHTING FIXTURE SURFACE MOUNTED OR PENDANT PROFILED-PC Φ600x80x80mm 46W 3000K (WARM WHITE) 5980Lm WHITE 2423820 VITO	1	111,81 €
	2423910	77	8698553605036	RING SHAPE LED LINEAR LIGHTING FIXTURE SURFACE MOUNTED OR PENDANT PROFILED-PC Φ600x80x80mm 46W 3000K (WARM WHITE) 5980Lm BLACK 2423910 VITO	1	111,81 €
	2423830	77	8698553605111	RING SHAPE LED LINEAR LIGHTING FIXTURE SURFACE MOUNTED OR PENDANT PROFILED-PC Φ600x80x80mm 46W 4000K (NATURAL WHITE) 6164Lm WHITE 2423830 VITO	1	111,81 €
	2423920	77	8698553605050	RING SHAPE LED LINEAR LIGHTING FIXTURE SURFACE MOUNTED OR PENDANT PROFILED-PC Φ600x80x80mm 46W 4000K (NATURAL WHITE) 6164Lm BLACK 2423920 VITO	1	111,81 €
	2423840	77	8698553605128	RING SHAPE LED LINEAR LIGHTING FIXTURE SURFACE MOUNTED OR PENDANT PROFILED-PC Φ600x80x80mm 46W 6500K (COOL WHITE) 6348Lm WHITE 2423840 VITO	1	111,81 €
	2423930	77	8698553605067	RING SHAPE LED LINEAR LIGHTING FIXTURE SURFACE MOUNTED OR PENDANT PROFILED-PC Φ600x80x80mm 46W 6500K (COOL WHITE) 6348Lm BLACK 2423930 VITO	1	111,81 €
	2423850	77	8698553605197	RING SHAPE LED LINEAR LIGHTING FIXTURE SURFACE MOUNTED OR PENDANT PROFILED-PC Φ900x80x80mm 72W 3000K (WARM WHITE) 9360Lm WHITE 2423850 VITO	1	170,45 €
	2423940	77	8698553605135	RING SHAPE LED LINEAR LIGHTING FIXTURE SURFACE MOUNTED OR PENDANT PROFILED-PC Φ900x80x80mm 72W 3000K (WARM WHITE) 9360Lm BLACK 2423940 VITO	1	169,98 €
	2423860	77	8698553605203	RING SHAPE LED LINEAR LIGHTING FIXTURE SURFACE MOUNTED OR PENDANT PROFILED-PC Φ900x80x80mm 72W 4000K (NATURAL WHITE) 9648Lm WHITE 2423860 VITO	1	170,45 €
	2423950	77	8698553605142	RING SHAPE LED LINEAR LIGHTING FIXTURE SURFACE MOUNTED OR PENDANT PROFILED-PC Φ900x80x80mm 72W 4000K (NATURAL WHITE) 9648Lm BLACK 2423950 VITO	1	169,98 €
	2423870	77	8698553605210	RING SHAPE LED LINEAR LIGHTING FIXTURE SURFACE MOUNTED OR PENDANT PROFILED-PC Φ900x80x80mm 72W 6500K (COOL WHITE) 9936Lm WHITE 2423870 VITO	1	170,45 €

	2423960	77	8698553605159	RING SHAPE LED LINEAR LIGHTING FIXTURE SURFACE MOUNTED OR PENDANT PROFILED-PC Φ900x80x80mm 72W 6500K (COOL WHITE) 9936Lm BLACK 2423960 VITO	1	169,98 €
	2423880	78	8698553605388	RING SHAPE LED LINEAR LIGHTING FIXTURE SURFACE MOUNTED OR PENDANT PROFILED-PC Φ1200x80x80mm 96W 3000K (WARM WHITE) 12480Lm WHITE 2423880 VITO	1	227,04 €
	2423970	78	8698553605227	RING SHAPE LED LINEAR LIGHTING FIXTURE SURFACE MOUNTED OR PENDANT PROFILED-PC Φ1200x80x80mm 96W 3000K (WARM WHITE) 12480Lm BLACK 2423970 VITO	1	227,04 €
	2423890	78	8698553605425	RING SHAPE LED LINEAR LIGHTING FIXTURE SURFACE MOUNTED OR PENDANT PROFILED-PC Φ1200x80x80mm 96W 4000K (NATURAL WHITE) 12864Lm WHITE 2423890 VITO	1	227,04 €
	2423980	78	8698553605241	RING SHAPE LED LINEAR LIGHTING FIXTURE SURFACE MOUNTED OR PENDANT PROFILED-PC Φ1200x80x80mm 96W 4000K (NATURAL WHITE) 12864Lm BLACK 2423980 VITO	1	227,04 €
	2423900	78	8698553605463	RING SHAPE LED LINEAR LIGHTING FIXTURE SURFACE MOUNTED OR PENDANT PROFILED-PC Φ1200x80x80mm 96W 6500K (COOL WHITE) 13248Lm WHITE 2423900 VITO	1	227,04 €
	2423990	78	8698553605289	RING SHAPE LED LINEAR LIGHTING FIXTURE SURFACE MOUNTED OR PENDANT PROFILED-PC Φ1200x80x80mm 96W 6500K (COOL WHITE) 13248Lm BLACK 2423990 VITO	1	227,04 €
	2026140	80	6972538048486	SQUARE CEILING LED LIGHTING FIXTURE FINESSE S1-25 25W 3xCCT DIP SWITCH WHITE 300x300x50mm 2026140 VITO	5	25,26 €
	2026180	80	6972538048523	SQUARE CEILING LED LIGHTING FIXTURE FINESSE S1-25 25W 3xCCT DIP SWITCH BLACK 300x300x50mm 2026180 VITO	5	26,41 €
	2026150	80	6972538048493	SQUARE CEILING LED LIGHTING FIXTURE FINESSE S1-35 35W 3xCCT DIP SWITCH WHITE 400x400x50mm 2026150 VITO	6	36,65 €
	2026190	80	6972538048530	SQUARE CEILING LED LIGHTING FIXTURE FINESSE S1-35 35W 3xCCT DIP SWITCH BLACK 400x400x50mm 2026190 VITO	6	38,18 €
	2026160	81	6972538048509	SQUARE CEILING LED LIGHTING FIXTURE FINESSE S1-45 45W 3xCCT DIP SWITCH WHITE 500x500x50mm 2026160 VITO	5	43,95 €
	2026200	81	6972538048547	SQUARE CEILING LED LIGHTING FIXTURE FINESSE S1-45 45W 3xCCT DIP SWITCH BLACK 500x500x50mm 2026200 VITO	5	47,35 €
	2026170	81	6972538048516	SQUARE CEILING LED LIGHTING FIXTURE FINESSE S1-60 60W 3xCCT DMMABLE WITH REMOTE CONTROL + MOBILE APP. WHITE 600x600x50mm 2026170 VITO	5	76,40 €
	2026210	81	6972538048554	SQUARE CEILING LED LIGHTING FIXTURE FINESSE S1-60 60W 3xCCT DMMABLE WITH REMOTE CONTROL + MOBILE APP. BLACK 600x600x50mm 2026210 VITO	5	80,22 €
















	2026420		6972538048769	SET FOR PENDANT INSTALLATION FOR SQUARE CEILING FIXTURES (FINESSE-S) WITH SQUARE ROZETE BLACK HSS 4x1,5m 2026420 VITO	100	6,08 €
	2026421			SET FOR PENDANT INSTALLATION FOR SQUARE CEILING FIXTURES (FINESSE-S) WITH SQUARE ROZETE WHITE HSS 4x1,5m 2026421 VITO	100	6,08 €
	2026060	83	6972538048073	ROUND CEILING LED LIGHTING FIXTURE FINESSE R1-25 25W 3xCCT DIP SWITCH WHITE Ø300x50mm 2026060 VITO	5	23,01 €
	2026100	83	6972538048110	ROUND CEILING LED LIGHTING FIXTURE FINESSE R1-25 25W 3xCCT DIP SWITCH BLACK Ø300x50mm 2026100 VITO	5	24,42 €
	2026070	83	6972538048080	ROUND CEILING LED LIGHTING FIXTURE FINESSE R1-35 35W 3xCCT DIP SWITCH WHITE Ø400x50mm 2026070 VITO	6	31,30 €
	2026110	83	6972538048127	ROUND CEILING LED LIGHTING FIXTURE FINESSE R1-35 35W 3xCCT DIP SWITCH BLACK Ø400x50mm 2026110 VITO	6	32,83 €
	2026080	84	6972538048097	ROUND CEILING LED LIGHTING FIXTURE FINESSE R1-45 45W 3xCCT DIP SWITCH WHITE Ø500x50mm 2026080 VITO	5	41,66 €
	2026120	84	6972538048134	ROUND CEILING LED LIGHTING FIXTURE FINESSE R1-45 45W 3xCCT DIP SWITCH BLACK Ø500x50mm 2026120 VITO	5	42,00 €
	2026090	84	6972538048103	ROUND CEILING LED LIGHTING FIXTURE FINESSE R1-60 60W 3xCCT DIMMABLE WITH REMOTE CONTROL + MOBILE APP. WHITE Ø600x50mm 2026090 VITO	5	71,82 €
	2026130	84	6972538048479	ROUND CEILING LED LIGHTING FIXTURE FINESSE R1-60 60W 3xCCT DIMMABLE WITH REMOTE CONTROL + MOBILE APP. BLACK Ø600x50mm 2026130 VITO	5	73,00 €
	2026410		6972538048752	SET FOR PENDANT INSTALLATION FOR ROUND CEILING FIXTURES (FINESSE-R) WITH ROUND ROZETE BLACK HSR 3x1,5m 2026410 VITO	100	5,31 €
	2026411			SET FOR PENDANT INSTALLATION FOR ROUND CEILING FIXTURES (FINESSE-R) WITH ROUND ROZETE WHITE HSR 3x1,5m 2026411 VITO	100	5,31 €
	2423550	85		LINEAR LED LIGHT FIXTURE ROUND SURFACE MOUNTED OR PENDANT PROFILED-PR Ø600x80mm 50W 3000K (WARM WHITE) 7800Lm WHITE 2423550 VITO	1	108,88 €
	2423640	85		LINEAR LED LIGHT FIXTURE ROUND SURFACE MOUNTED OR PENDANT PROFILED-PR Ø600x80mm 50W 3000K (WARM WHITE) 7800Lm BLACK 2423640 VITO	1	123,95 €
	2423560	85		LINEAR LED LIGHT FIXTURE ROUND SURFACE MOUNTED OR PENDANT PROFILED-PR Ø600x80mm 50W 4000K (NATURAL WHITE) 8040Lm WHITE 2423560 VITO	1	108,88 €
















	2423650	85	8698553604107	LINEAR LED LIGHT FIXTURE ROUND SURFACE MOUNTED OR PENDANT PROFILED-PR Φ600x80mm 50W 4000K (NATURAL WHITE) 8040Lm BLACK 2423650 VITO	1	123,95 €
	2423570	85	8698553604725	LINEAR LED LIGHT FIXTURE ROUND SURFACE MOUNTED OR PENDANT PROFILED-PR Φ600x80mm 50W 6500K (COOL WHITE) 8280Lm WHITE 2423570 VITO	1	108,88 €
	2423660	85		LINEAR LED LIGHT FIXTURE ROUND SURFACE MOUNTED OR PENDANT PROFILED-PR Φ600x80mm 50W 6500K (COOL WHITE) 8280Lm BLACK 2423660 VITO	1	123,95 €
	2423580	85	8698553604909	LINEAR LED LIGHT FIXTURE ROUND SURFACE MOUNTED OR PENDANT PROFILED-PR Φ900x80mm 100W 3000K (WARM WHITE) 11700Lm WHITE 2423580 VITO	1	199,36 €
	2423670	85		LINEAR LED LIGHT FIXTURE ROUND SURFACE MOUNTED OR PENDANT PROFILED-PR Φ900x80mm 100W 3000K (WARM WHITE) 11700Lm BLACK 2423670 VITO	1	223,51 €
	2423590	85	8698553604916	LINEAR LED LIGHT FIXTURE ROUND SURFACE MOUNTED OR PENDANT PROFILED-PR Φ900x80mm 100W 4000K (NATURAL WHITE) 12060Lm WHITE 2423590 VITO	1	199,36 €
	2423680	85		LINEAR LED LIGHT FIXTURE ROUND SURFACE MOUNTED OR PENDANT PROFILED-PR Φ900x80mm 100W 4000K (NATURAL WHITE) 12060Lm BLACK 2423680 VITO	1	224,51 €
	2423600	85	8698553604923	LINEAR LED LIGHT FIXTURE ROUND SURFACE MOUNTED OR PENDANT PROFILED-PR Φ900x80mm 100W 6500K (COOL WHITE) 12420Lm WHITE 2423600 VITO	1	199,36 €
	2423690	85		LINEAR LED LIGHT FIXTURE ROUND SURFACE MOUNTED OR PENDANT PROFILED-PR Φ900x80mm 100W 6500K (COOL WHITE) 12420Lm BLACK 2423690 VITO	1	223,51 €
	2026050	86	6972538048066	ROUND CEILING LED LIGHTING FIXTURE FINESSE R3-25 25W 3xCCT DIP SWITCH NICKEL MAT Φ400x100mm 2026050 VITO	5	35,13 €
	2026290	86	6972538048639	ROUND CEILING LED LIGHTING FIXTURE FINESSE R4-45 60W 3xCCT DIP SWITCH WHITE Φ480x50mm 2026290 VITO	5	68,76 €
	2026220	87	6972538048561	ROUND CEILING LED LIGHTING FIXTURE FINESSE R2-45 45W 3xCCT DIP SWITCH WHITE WITH BIRCH WOOD Φ500x50mm 2026220 VITO	5	47,24 €
	2026230	87	6972538048578	ROUND CEILING LED LIGHTING FIXTURE FINESSE R2-45 45W 3xCCT DIP SWITCH BLACK WITH BIRCH WOOD Φ500x50mm 2026230 VITO	5	49,30 €
	2027010	88	6972538049827	CEILING LED LIGHTING FIXTURE SATURN-18 Φ250x50mm 18W 4000K (NATURAL WHITE) WHITE WITH EXTRA RING BLACK 2027010 VITO	20	8,03 €
	2027020	88	6972538049834	CEILING LED LIGHTING FIXTURE SATURN-24 Φ30x55mm 18W 4000K (NATURAL WHITE) WHITE WITH EXTRA RING BLACK 2027020 VITO	20	11,08 €

	2027030	89	6972538049841	CEILING LED LIGHTING FIXTURE SATURN-32 Φ380x60mm 32W 4000K (NATURAL WHITE) WHITE WITH EXTRA RING BLACK 2027030 VITO	20	17,50 €
	2027120	90	6972538049858	CEILING LED LIGHTING FIXTURE VENERA-18 Φ220x40mm 18W 4000K (NATURAL WHITE) WHITE 2027120 VITO	20	8,79 €
	2027130	90	6972538049865	CEILING LED LIGHTING FIXTURE VENERA-24 Φ290x42mm 24W 4000K (NATURAL WHITE) WHITE 2027130 VITO	20	12,19 €
	2027140	91	6972538049872	CEILING LED LIGHTING FIXTURE VENERA-36 Φ350x43mm 36W 4000K (NATURAL WHITE) WHITE 2027140 VITO	10	18,27 €
	2027150	91	26972538049883	CEILING LED LIGHTING FIXTURE VENERA-50 Φ450x48mm 50W 4000K (NATURAL WHITE) WHITE 2027150 VITO	8	26,72 €
	2024600	92	6972538041098	CEILING LED LIGHTING FIXTURE PEARL DIMMABLE- A35 50W 3xCCT WITH REMOTE CONTROL IR 3xCCT 2024600 VITO	10	33,86 €
	2024610	92	6972538041104	CEILING LED LIGHTING FIXTURE PEARL DIMMABLE- A45 75W 3xCCT WITH REMOTE CONTROL IR 3xCCT 2024610 VITO	6	47,14 €
	2025430	93	6972538043191	CEILING LED LIGHTING FIXTURE NOTILUS DIMMABLE- RH35 48W 3xCCT WITH REMOTE CONTROL IR 3xCCT 2025430 VITO	10	37,96 €
	2025440	93	6972538043207	CEILING LED LIGHTING FIXTURE NOTILUS DIMMABLE- RH45 72W 3xCCT WITH REMOTE CONTROL IR 3xCCT 2025440 VITO	6	50,98 €
	2025450	94	6972538043214	CEILING LED LIGHTING FIXTURE DIAMOND DIMMABLE-DG35 48W 3xCCT WITH REMOTE CONTROL IR 3xCCT 2025450 VITO	10	32,71 €
	2025460	94	6972538043221	CEILING LED LIGHTING FIXTURE DIAMOND DIMMABLE-DG45 72W 3xCCT WITH REMOTE CONTROL IR 3xCCT 2025460 VITO	6	48,48 €
	2024640	95	6972538041135	CEILING LED LIGHTING FIXTURE PEARL DIMMABLE- F35 52W 3xCCT WITH REMOTE CONTROL IR 3xCCT 2024640 VITO	10	38,13 €
	2024650	95	6972538041142	CEILING LED LIGHTING FIXTURE PEARL DIMMABLE- F45 78W 3xCCT WITH REMOTE CONTROL IR 3xCCT 2024650 VITO	6	56,10 €
	2024620	96	6972538041111	CEILING LED LIGHTING FIXTURE PEARL DIMMABLE- D35 52W 3xCCT WITH REMOTE CONTROL IR 3xCCT 2024620 VITO	10	38,13 €
	2024630	96	6972538041128	CEILING LED LIGHTING FIXTURE PEARL DIMMABLE- D45 78W 3xCCT WITH REMOTE CONTROL IR 3xCCT 2024630 VITO	6	56,10 €

	2025470	97	6972538043238	CEILING LED LIGHTING FIXTURE PEARL DIMMABLE-M35 48W 3xCCT WITH REMOTE CONTROL IR 3xCCT 2025470 VITO	10	36,12 €
	2025480	97	6972538043245	CEILING LED LIGHTING FIXTURE PEARL DIMMABLE-M45 72W 3xCCT WITH REMOTE CONTROL IR 3xCCT 2025480 VITO	6	48,55 €
	2025840	98	8698553606064	CEILING LED LIGHTING FIXTURE WITH PIR SENSOR DIANA Φ295x70mm 18W 4000K (NATURAL WHITE) 1575Lm WHITE 2025840 VITO	12	13,78 €
	2025850	98	8698553606088	CEILING LED LIGHTING FIXTURE WITH PIR SENSOR DIANA Φ295x70mm 18W 6000K (COOL WHITE) 1575Lm WHITE 2025850 VITO	12	13,78 €
	2022660	98	8698553600321	ΠΛΑΦΟΝΙΕΡΑ SURFACE MOUNTED WITH PIR SENSOR 2xE27 LIKYA Φ295x95mm WHITE 2022660 VITO	10	10,83 €
	2026240	99	6972538048585	ROUND CEILING LED LIGHTING FIXTURE DISC-1 46W 3xCCT DIP SWITCH WHITE WITH BLACK Φ500x45mm 2026240 VITO	5	51,18 €
	2026250	99	6972538048592	ROUND CEILING LED LIGHTING FIXTURE DISC-2 46W 3xCCT DIP SWITCH WHITE WITH GOLD Φ500x45mm 2026250 VITO	5	51,18 €
	2026260	100	6972538048608	ROUND CEILING LED LIGHTING FIXTURE DISC-3 52W 3xCCT DIP SWITCH WHITE WITH BLACK Φ400x45mm 2026260 VITO	5	52,71 €
	2026270	100	6972538048615	SQUARE CEILING LED LIGHTING FIXTURE DISC-4 60W 3xCCT DIP SWITCH WHITE WITH BLACK 400x400x70mm 2026270 VITO	5	57,29 €
	2026370	101	6972538048714	SURFACE MOUNTED LED LIGHTING FIXTURE RING-38 38W 3xCCT DIP SWITCH BLACK Φ460x120mm 2026370 VITO	5	48,88 €
	2026380	101	6972538048721	SURFACE MOUNTED LED LIGHTING FIXTURE RING-38 38W 3xCCT DIP SWITCH WHITE Φ460x120mm 2026380 VITO	5	48,88 €
	2026280	101	6972538048622	SURFACE MOUNTED LED LIGHTING FIXTURE RING-64 64W 3xCCT DIP SWITCH WHITE 480x400x70mm 2026280 VITO	5	64,94 €
	2026390	102	6972538048738	PENDANT LED LIGHTING FIXTURE WAVE 48W 3xCCT DIP SWITCH BLACK Φ600x180x1500mm 2026390 VITO	1	72,58 €
	2026400	102	6972538048745	PENDANT LED LIGHTING FIXTURE WAVE 48W 3xCCT DIP SWITCH WHITE Φ600x180x1500mm 2026400 VITO	1	72,58 €
	2026340	102	6972538048684	PENDANT LED LIGHTING FIXTURE WITH 2 RINGS 48W 3xCCT DIP SWITCH BLACK Φ600/Φ400x1500mm DUO 2026340 VITO	5	53,47 €
















	2026350	103	6972538048691	PENDANT LED LIGHTING FIXTURE WITH 3 RINGS 56W 3xCCT DIP SWITCH BLACK Φ600/Φ400/Φ200x1500mm TRIO-1 2026350 VITO	5	63,41 €
	2026360	103	6972538048707	PENDANT LED LIGHTING FIXTURE WITH 3 RINGS 56W 3xCCT DIP SWITCH WHITE Φ600/Φ400/Φ200x1500mm TRIO-1 2026360 VITO	5	63,41 €
	2012460	106	6970233833239	ROUND RECESSED MOUNTED LED SPOT FORMATO D1 WITH ADJUSTABLE BEAM ANGLE 3W 240Lm 4200K (NATURAL WHITE) Φ100x70mm WHITE 2012460 VITO	30	8,47 €
	2012520	106	6970233833291	ROUND RECESSED MOUNTED LED SPOT FORMATO D3 WITH ADJUSTABLE BEAM ANGLE 5W 400Lm 4200K (NATURAL WHITE) Φ140x70mm WHITE 2012520 VITO	30	11,74 €
	2026770	108	6972538049506	ROUND RECESSED MOUNTED LED SPOT 5W 4200K (NATURAL WHITE) 590lm Φ86mm WHITE NICK-R 2026770 VITO	50	2,64 €
	2026780	108	6972538049513	ROUND RECESSED MOUNTED LED SPOT 5W 6400K (COLD WHITE) 600lm Φ86mm WHITE NICK-R 2026780 VITO	50	2,64 €
	2026790	108	6972538049520	SQUARE RECESSED MOUNTED LED SPOT 5W 4200K (NATURAL WHITE) 590lm 86x86mm WHITE NICK-S 2026790 VITO	50	2,79 €
	2026800	108	6972538049537	SQUARE RECESSED MOUNTED LED SPOT 5W 6400K (COLD WHITE) 600lm 89X86mm WHITE NICK-S 2026800 VITO	50	2,79 €
	2026810	109	6972538049544	ROUND RECESSED MOUNTED LED SPOT 1W 3000K (WARM WHITE) 75lm Φ35x29mm WHITE ZANZI-P 2026810 VITO	100	2,91 €
	2026820	109	6972538049551	ROUND RECESSED MOUNTED LED SPOT 1W 4000K (NATURAL WHITE) 75lm Φ35x29mm WHITE ZANZI-P 2026820 VITO	100	2,91 €
	2026830	109	6972538049568	ROUND RECESSED MOUNTED LED SPOT 1W 3000K (WARM WHITE) 75lm Φ35x29mm BLACK ZANZI-P 2026830 VITO	100	2,91 €
	2026840	109	6972538049575	ROUND RECESSED MOUNTED LED SPOT 1W 4000K (NATURAL WHITE) 75lm Φ35x29mm BLACK ZANZI-P 2026840 VITO	100	2,91 €
	2026850	109	6972538049582	ROUND RECESSED MOUNTED LED SPOT 3W 3000K (WARM WHITE) 225lm Φ35x25mm INOX MAT ZANZI-M 2026850 VITO	50	4,95 €
	2026860	109	6972538049599	ROUND RECESSED MOUNTED LED SPOT 3W 4000K (NATURAL WHITE) 225lm Φ35x25mm INOX MAT ZANZI-M 2026860 VITO	50	4,95 €
	2026870	109	6972538049605	ROUND RECESSED MOUNTED LED SPOT 3W 3000K (WARM WHITE) 225lm Φ35x25mm WHITE ZANZI-M 2026870 VITO	50	4,95 €

	2026880	109	6972538049612	ROUND RECESSED MOUNTED LED SPOT 3W 4000K (NATURAL WHITE) 225lm Φ35x25mm WHITE ZANZI-M 2026880 VITO	50	4,95 €
	2021580	110	8680168588385	ROUND RECESSED MOUNTED LED SPOT RITA 2 ΣΤΡΟΓΓΥΛΟ 1W 98Lm 3000K (WARM WHITE) Φ31x22mm CHROME 2021580 VITO	200	3,63 €
	2021590	110	8680168588392	ROUND RECESSED MOUNTED LED SPOT RITA 1 ΣΤΡΟΓΓΥΛΟ 1W 105Lm 6000K (COOL WHITE) Φ53x30mm CHROME 2021590 VITO	200	3,63 €
	2021600	110	8680168588408	ROUND RECESSED MOUNTED LED SPOT RITA 3 ΣΤΡΟΓΓΥΛΟ 1W 98Lm 3000K (WARM WHITE) Φ53x30mm INOX 2021600 VITO	100	3,97 €
	2021610	110	8680168588415	ROUND RECESSED MOUNTED LED SPOT RITA 3 ΣΤΡΟΓΓΥΛΟ 1W 105Lm 6000K (COOL WHITE) Φ53x30mm INOX 2021610 VITO	100	3,97 €
	2026930	126	6972538049742	SQUARE SURFACE MOUNTED SPOT FINO-S GU10 80x80x140mm WHITE WITH BLACK REFLECTOR 2026930 VITO	20	7,94 €
	2026940	126	6972538049759	SQUARE SURFACE MOUNTED SPOT FINO-S GU10 80x80x140mm BLACK WITH BLACK REFLECTOR 2026940 VITO	20	7,94 €
	2026950	126	6972538049766	SQUARE SURFACE MOUNTED SPOT FINO-S GU10 80x80x140mm WHITE WITH WHITE REFLECTOR 2026950 VITO	20	7,94 €
	2026960	126	6972538049773	SQUARE SURFACE MOUNTED SPOT FINO-S GU10 80x80x140mm WHITE WITH GOLD REFLECTOR 2026960 VITO	20	8,67 €
	2026890	127	6972538049704	ROUND SURFACE MOUNTED SPOT FINO-R GU10 Φ80x140mm BLACK WITH BLACK REFLECTOR 2026890 VITO	20	7,43 €
	2026900	127	6972538049711	ROUND SURFACE MOUNTED SPOT FINO-R GU10 Φ80x140mm WHITE WITH WHITE REFLECTOR 2026900 VITO	20	7,43 €
	2026910	127	6972538049728	ROUND SURFACE MOUNTED SPOT FINO-R GU10 Φ80x140mm BLACK WITH GOLD REFLECTOR 2026910 VITO	20	8,16 €
	2026920	127	6972538049735	ROUND SURFACE MOUNTED SPOT FINO-R GU10 Φ80x140mm BLACK WITH GOLD REFLECTOR 2026920 VITO	20	8,16 €
	2012840	128	6972538041333	ROUND SURFACE MOUNTED SPOT DONNA AS GU10 Φ65x112mm BLACK & TRANSPARENT 2012840 VITO	40	7,40 €
	2012830	128	6972538041326	ROUND SURFACE MOUNTED SPOT DONNA AS GU10 Φ65x112mm WHITE & TRANSPARENT 2012830 VITO	40	7,40 €
















	2012860	1128	6972538041357	ROUND SURFACE MOUNTED SPOT DONNA AB GU10 Φ80x145mm BLACK & TRANSPARENT 2012860 VITO	30	10,56 €
	2012850	128	6972538041340	ROUND SURFACE MOUNTED SPOT DONNA AB GU10 Φ80x145mm WHITE & TRANSPARENT 2012850 VITO	30	10,56 €
	2012880	128	6972538041371	ROUND SURFACE MOUNTED SPOT DONNA BB GU10 Φ80x145mm BLACK & TRANSPARENT 2012880 VITO	30	12,38 €
	2012870	128	6972538041364	ROUND SURFACE MOUNTED SPOT DONNA BB GU10 Φ80x145mm WHITE & TRANSPARENT 2012870 VITO	30	12,38 €
	2102290	LAST PIECES	6972538046543	ROUND SURFACE MOUNTED SPOT LUMO-CS GU10 Φ55x100mm BLACK & TRANSPARENT 2102290 VITO	50	5,27 €
	2102770	129		ROUND RECESSED MOUNTED SPOT ELCHE-1 GU10 WITH ADJUSTABLE BEAM ANGLE Φ65x120mm WHITE 2102770 VITO	50	7,07 €
	2102760	129		ROUND RECESSED MOUNTED SPOT ELCHE-1 GU10 WITH ADJUSTABLE BEAM ANGLE Φ65x120mm WHITE 2102760 VITO	50	7,07 €
	2102780	129		ROUND SURFACE MOUNTED SPOT ELCHE-2 GU10 WITH ADJUSTABLE BEAM ANGLE Φ65x120mm WHITE 2102780 VITO	50	7,07 €
	2102790	129		ROUND SURFACE MOUNTED SPOT ELCHE-2 GU10 WITH ADJUSTABLE BEAM ANGLE Φ65x120mm BLACK 2102790 VITO	50	7,07 €
	2101920	129	6972538043764	ROUND SURFACE MOUNTED SPOT LUMO-C GU10 WITH ADJUSTABLE BEAM ANGLE Φ55x100mm WHITE 2101920 VITO	50	7,84 €
	2101930	129	6972538043771	ROUND SURFACE MOUNTED SPOT LUMO-C GU10 WITH ADJUSTABLE BEAM ANGLE Φ55x100mm BLACK 2101930 VITO	50	7,84 €
	2102240	LAST PIECES	6972538045713	ROUND SURFACE MOUNTED SPOT LUMO-C GU10 WITH ADJUSTABLE BEAM ANGLE Φ55x100mm BLACK & TRANSPARENT 2102240 VITO	50	7,84 €
	2102320	130		SURFACE CEILING OR WALL LIGHTING SPOT LUGO-1 1xGU10 WITH ADJUSTABLE BEAM ANGLE Φ55x82mm 70x120mm WHITE 2102320 VITO	50	5,94 €
	2102310	130	6970233832355	SURFACE CEILING OR WALL LIGHTING SPOT LUGO-1 1xGU10 WITH ADJUSTABLE BEAM ANGLE Φ55x82mm 70x120mm BLACK 2102310 VITO	50	5,94 €
	2102340	130		SURFACE CEILING LIGHTING SPOT LUGO-2 2xGU10 WITH ADJUSTABLE BEAM ANGLE Φ55x82mm 70x250mm WHITE 2102340 VITO	30	13,00 €



	2102330	130	6970233832379	SURFACE CEILING LIGHTING SPOT LUGO-2 2xGU10 WITH ADJUSTABLE BEAM ANGLE Φ 55x82mm 70x250mm BLACK 2102330 VITO	30	13,00 €
	2102360	130		SURFACE CEILING LIGHTING SPOT LUGO-3 3xGU10 WITH ADJUSTABLE BEAM ANGLE Φ 55x82mm 70x450mm WHITE 2102360 VITO	30	26,03 €
	2102350	130	6970233832393	SURFACE CEILING LIGHTING SPOT LUGO-3 3xGU10 WITH ADJUSTABLE BEAM ANGLE Φ 55x82mm 70x450mm BLACK 2102350 VITO	30	26,03 €
	2102830	131		SURFACE CEILING LIGHTING SPOT HUESCA GU10 WITH ADJUSTABLE BEAM ANGLE 90° & 355° Φ 60x200mm WHITE 2102830 VITO		15,86 €
	2102820	131		SURFACE CEILING LIGHTING SPOT HUESCA GU10 WITH ADJUSTABLE BEAM ANGLE 90° & 355° Φ 60x200mm BLACK 2102820 VITO		15,86 €
	2012640	133	6972538040381	ROUND SURFACE MOUNTED SPOT OLA S00 GU10 Φ 85x81mm WHITE & WHITE 2012640 VITO	50	10,43 €
	2012630	133	6972538040374	ROUND SURFACE MOUNTED SPOT OLA S00 GU10 Φ 85x81mm WHITE & BLACK 2012630 VITO	50	10,43 €
	2012650	133	6972538040398	ROUND SURFACE MOUNTED SPOT OLA S00 GU10 Φ 85x81mm BLACK & BLACK 2012650 VITO	50	10,43 €
	2012660	133	6972538040404	ROUND SURFACE MOUNTED SPOT OLA S00 GU10 Φ 85x81mm BLACK & COPPER 2012660 VITO	50	11,34 €
	2102850	133		ROUND SURFACE MOUNTED SPOT HOLA GU10 Φ 70x106mm WHITE 2102850 VITO	50	7,49 €
	2102840	133		ROUND SURFACE MOUNTED SPOT HOLA GU10 Φ 70x106mm BLACK 2102840 VITO	50	7,49 €
	2012760	134	6972538041258	ROUND RECESSED MOUNTED SPOT DONNA 10 GU10 Φ 78x40mm WHITE 2012760 VITO	50	4,57 €
	2012770	134	6972538041265	ROUND RECESSED MOUNTED SPOT DONNA 11 GU10 Φ 98x70mm BLACK 2012770 VITO	50	5,25 €
	2012780	134	6972538041272	ROUND RECESSED MOUNTED SPOT DONNA 11 GU10 Φ 98x70mm BLACK 2012780 VITO	50	5,25 €
	2012790	135	6972538041289	SQUARE RECESSED MOUNTED SPOT DONNA 01 GU10 92x92x45mm WHITE 2012790 VITO	50	5,45 €
















	2012810	135	6972538041302	SQUARE RECESSED MOUNTED SPOT DONNA 01 GU10 92x92x45mm NICKEL 2012810 VITO	50	5,50 €
	2012800	135	6972538041296	SQUARE RECESSED MOUNTED SPOT DONNA 01 GU10 92x92x45mm BLACK 2012800 VITO	50	5,45 €
	2012820	135	6972538041319	SQUARE RECESSED MOUNTED DOUBLE SPOT DONNA 01D GU10 182x92x45mm WHITE 2012820 VITO	50	10,63 €
	2012100	136	8697451403072	ROUND RECESSED MOUNTED SPOT PALACE-01 CHROME GU5.3 MR16 2012100 VITO	50	4,36 €
	2012110	136	8697451403089	ROUND RECESSED MOUNTED SPOT PALACE-01 BLACK GU5.3 MR16 2012110 VITO	50	4,36 €
	2012120	136	8697451403096	ROUND RECESSED MOUNTED SPOT PALACE-01 COPPER GU5.3 MR16 2012120 VITO	50	4,36 €
	2012060	137	8680168588262	ROUND RECESSED MOUNTED SPOT CRYSTAL-R CHROME & GLASS GU5.3 MR16 Ø90x22mm 2012060 VITO	50	3,40 €
	2012080	137	8680168588286	ROUND RECESSED MOUNTED SPOT CRYSTAL-E ELLIPSE CHROME & GLASS GU5.3 MR16 Ø80x22mm 2012080 VITO	50	3,82 €
	2012070	137	8680168588279	SQUARE RECESSED MOUNTED SPOT CRYSTAL-S CHROME & GLASS GU5.3 MR16 90x90x22mm 2012070 VITO	50	3,44 €
	2012130	137	8697451403102	SQUARE RECESSED MOUNTED SPOT PALACE-02 GU5.3 MR16 CHROME ME GLASS 95x95x22mm 2012130 VITO	50	7,11 €
	2012140	137	8697451403119	ROUND RECESSED MOUNTED SPOT PALACE-02 GU5.3 MR16 CHROME ME GLASS Ø95x22mm 2012140 VITO	50	6,88 €
	2012150	137	8697451403126	ROUND RECESSED MOUNTED SPOT PALACE-03 GU5.3 MR16 CHROME ME GLASS Ø95x22mm 2012150 VITO	50	5,43 €
	2012360	LAST PIECES	6970233834427	ROUND RECESSED MOUNTED SPOT PALACE-10 GU5.3 MR16 + 3W 180Lm 4200K (NATURAL WHITE) CHROME ME GLASS Ø100x22mm 2012360 VITO	50	4,97 €
	2012370	LAST PIECES	6970233834434	ROUND RECESSED MOUNTED SPOT PALACE-11 GU5.3 MR16 + 3W 180Lm 4200K (NATURAL WHITE) CHROME ME GLASS Ø100x22mm 2012370 VITO	50	5,58 €
	2012900	138	6972538045652	ROUND RECESSED MOUNTED SPOT METALLICA RGU10 Ø80mm WHITE 2012900 VITO	100	1,33 €
















	2012910	138	6972538045669	ROUND RECESSED MOUNTED SPOT METALLICA RGU10 Φ80mm BLACK 2012910 VITO	100	1,38 €
	2012920	138	6972538045676	ROUND RECESSED MOUNTED SPOT METALLICA RGU10 Φ80mm NICKEL MAT 2012920 VITO	100	1,52 €
	2012930	138	6972538045683	ROUND RECESSED MOUNTED SPOT METALLICA RGU10 Φ80mm CHROME 2012930 VITO	100	1,52 €
	2012940	138	6972538045690	SQUARE RECESSED MOUNTED SPOT METALLICA S GU10 80x80mm BLACK 2012940 VITO	100	1,45 €
	2012950	138	6972538045706	SQUARE RECESSED MOUNTED SPOT METALLICA S GU10 80x80mm NICKEL MAT 2012950 VITO	100	1,61 €
	2012590	139	6972538040336	ROUND RECESSED MOUNTED SPOT OLA E00 GU10 Φ90x33mm WHITE 2012590 VITO	50	6,62 €
	2012600	139	6972538040343	ROUND RECESSED MOUNTED SPOT OLA E01 GU10 Φ90x33mm WHITE & BLACK 2012600 VITO	50	6,62 €
	2012580	139	6972538040329	ROUND RECESSED MOUNTED SPOT OLA E11 GU10 Φ90x33mm BLACK 2012580 VITO	50	6,62 €
	2012550	139	6972538040299	ROUND RECESSED MOUNTED SPOT OLA D00 GU10 Φ90x28mm WHITE 2012550 VITO	100	5,42 €
	2012540	139	6972538040282	ROUND RECESSED MOUNTED SPOT OLA D01 GU10 Φ90x28mm WHITE & BLACK 2012540 VITO	100	5,42 €
	2012560	139	6972538040305	ROUND RECESSED MOUNTED SPOT OLA D11 GU10 Φ90x28mm BLACK 2012560 VITO	100	5,42 €
	2012570	139	6972538040312	ROUND RECESSED MOUNTED SPOT OLA D12 GU10 Φ90x28mm BLACK & GOLD 2012570 VITO	100	6,33 €
	2012720	140	6972538041210	ROUND RECESSED MOUNTED SPOT DONNA X1 GU10 Φ80x45mm BLACK 2012720 VITO	50	8,54 €
	2012730	140	6972538041227	ROUND RECESSED MOUNTED SPOT DONNA X1 GU10 Φ80x45mm WHITE 2012730 VITO	50	8,54 €
	2012740	LAST PIECES	6972538041234	ROUND RECESSED MOUNTED SPOT DONNA X2 GU10 Φ70x60mm BLACK ME TRANSPARENT 2012740 VITO	50	7,18 €
















	2012750	LAST PIECES	6972538041241	ROUND RECESSED MOUNTED SPOT DONNA X2 GU10 Φ70x60mm WHITE ME TRANSPARENT 2012750 VITO	50	7,18 €
	2026970	141	6972538049780	ROUND RECESSED MOUNTED SPOT PLASY-R GU10 Φ83mm WHITE 2026970 VITO	50	1,75 €
	2026980	141	6972538049797	ROUND RECESSED MOUNTED SPOT PLASY-R GU10 Φ83mm BLACK 2026980 VITO	50	1,75 €
	2026990	141	6972538049803	SQUARE RECESSED MOUNTED SPOT PLASY-S GU10 83x83mm WHITE 2026990 VITO	50	1,75 €
	2027000	141	6972538049810	SQUARE RECESSED MOUNTED SPOT PLASY-SR GU10 83x83mm BLACK 2027000 VITO	50	1,75 €
	2101900	142	6972538043740	WALL LIGHTING SPOT LUMO-W GU10 WITH ADJUSTABLE BEAM ANGLE WITH SWITCH Φ55x100mm 60x140mm WHITE 2101900 VITO	50	11,06 €
	2101910	142	6972538043757	WALL LIGHTING SPOT LUMO-W GU10 WITH ADJUSTABLE BEAM ANGLE WITH SWITCH Φ55x100mm 60x140mm BLACK 2101910 VITO	50	11,06 €
	2102250	142	6972538045720	WALL LIGHTING SPOT LUMO-W GU10 WITH ADJUSTABLE BEAM ANGLE WITH SWITCH Φ55x100mm 60x140mm BLACK & TRANSPARENT 2102250 VITO	50	11,07 €
	2102300	142	6972538046550	PENDANT TUBULAR LIGHTING SPOT GU10 LUMO-P BLACK & TRANSPARENT Φ55x200mm 2102300 VITO	50	12,19 €
	7320170	143	6970233837794	PENDANT WITH FABRIC CABLE 1M ESTELLE-C E27 MAT GOLDEN + BLACK 7320170 VITO	50	5,73 €
	7320150	143	6970233837770	PENDANT WITH FABRIC CABLE 1M ESTELLE-A E27 MAT GOLDEN 7320150 VITO	50	5,73 €
	7320220	143	6972538042262	PENDANT WITH FABRIC CABLE 1M ESTELLE-D119G E27 ROSE GOLDEN 7320220 VITO	50	6,37 €
	7320160	143	6970233837787	PENDANT WITH FABRIC CABLE 1M ESTELLE-B E27 BRONZE 7320160 VITO	50	5,73 €
	7320260	143	6972538042279	PENDANT WITH FABRIC CABLE 1M ESTELLE-D124Z E27 BLACK 7320260 VITO	50	6,19 €
	7320180	143	6972538042255	PENDANT WITH FABRIC CABLE 1M ESTELLE-D124C E27 CHROME 7320180 VITO	50	5,43 €

	3310670	146	6972538044082	BATHROOM LED LIGHTING FIXTURE OVALINE 7W 665Lm 4000K (NATURAL WHITE) IP44 280x38x55mm 3310670 VITO	30	11,08 €
	3310680	146	6972538044099	BATHROOM LED LIGHTING FIXTURE OVALINE 14W 1400Lm 4000K (NATURAL WHITE) IP44 540x38x55mm 3310680 VITO	30	15,25 €
	2110230	LAST PIECES	6970233831181	BATHROOM LED LIGHTING FIXTURE BAGNO-W 8W 600Lm 3000K (WARM WHITE) IP20 CHROME 410x92x100mm 2110230 VITO	20	20,68 €
	2110210	LAST PIECES	6970233831167	BATHROOM LED LIGHTING FIXTURE LEDBULL D 6W 450Lm 3000K (WARM WHITE) IP20 CHROME 400x55x180mm 2110210 VITO	20	15,94 €
	2110220	LAST PIECES	6970233831174	BATHROOM LED LIGHTING FIXTURE LEDBULL D 6W 480Lm 6000K (COOL WHITE) IP20 CHROME 400x55x180mm 2110220 VITO	20	15,94 €
	2110190	LAST PIECES	8697451403218	BATHROOM LED LIGHTING FIXTURE LEDBULL 5W 325Lm 3000K (WARM WHITE) IP20 CHROME 400x55x180mm 2110190 VITO	16	15,94 €
	2110191	LAST PIECES	8697451403225	BATHROOM LED LIGHTING FIXTURE LEDBULL 5W 325Lm 6000K (COOL WHITE) IP20 CHROME 400x55x180mm 2110191 VITO	16	15,94 €
	2310410	150	6972538040497	LINEAR LED LIGHT FIXTURE FIT-X 18W 1332Lm 4000K (NATURAL WHITE) 600mm 2310410 VITO	20	5,08 €
	2310420	150	6972538040503	LINEAR LED LIGHT FIXTURE FIT-X 18W 1368Lm 6400K (COOL WHITE) 600mm 2310420 VITO	20	5,08 €
	2310440	150	6972538040527	LINEAR LED LIGHT FIXTURE FIT-X 36W 2664Lm 4000K (NATURAL WHITE) 1200mm 2310440 VITO	20	7,80 €
	2310450	150	6972538040534	LINEAR LED LIGHT FIXTURE FIT-X 36W 2736Lm 6400K (COOL WHITE) 1200mm 2310450 VITO	20	7,80 €
	2313370	150		LINEAR LED LIGHT FIXTURE FIT-A 18W 1800Lm 4000K (NATURAL WHITE) 600mm 2313370 VITO	20	5,20 €
	2313380	150		LINEAR LED LIGHT FIXTURE FIT-A 18W 1836Lm 6400K (COOL WHITE) 600mm 2313380 VITO	20	5,20 €
	2313350	150		LINEAR LED LIGHT FIXTURE FIT-A 36W 3600Lm 4000K (NATURAL WHITE) 1200mm 2313350 VITO	20	8,79 €
	2313360	150		LINEAR LED LIGHT FIXTURE FIT-A 36W 3672Lm 6400K (COOL WHITE) 1200mm 2313360 VITO	20	8,79 €
















	2313110	LAST PIECES	6972538043252	LED BATTEN LEDLINE-X 5W 510Lm 4000K (NATURAL WHITE) 311x22x35mm WITH SWITCH 2313110 VITO	30	4,00 €
	2313180	LAST PIECES	6972538043306	LED BATTEN LEDLINE-X 12W 1128Lm 6000K (NATURAL WHITE) 872x22x35mm WITH SWITCH 2313180 VITO	30	6,04 €
	2313230	150	6972538045577	LED BATTEN LEDLINE-P 4W 408Lm 4000K (NATURAL WHITE) 311x22x35mm WITH SWITCH, PLUG & CABLE 1m 2313230 VITO	30	4,57 €
	2313240	150	6972538045584	LED BATTEN LEDLINE-P 4W 416Lm 6000K (NATURAL WHITE) 311x22x35mm WITH SWITCH, PLUG & CABLE 1m 2313240 VITO	30	4,57 €
	2313250	150	6972538045591	LED BATTEN LEDLINE-P 8W 816Lm 4000K (NATURAL WHITE) 572x22x35mm WITH SWITCH, PLUG & CABLE 1m 2313250 VITO	30	5,27 €
	2313260	150	6972538045607	LED BATTEN LEDLINE-P 8W 832Lm 6000K (NATURAL WHITE) 572x22x35mm WITH SWITCH, PLUG & CABLE 1m 2313260 VITO	30	5,27 €
	2313270	150	6972538045614	LED BATTEN LEDLINE-P 12W 1080Lm 4000K (NATURAL WHITE) 872x22x35mm WITH SWITCH, PLUG & CABLE 1m 2313270 VITO	30	6,08 €
	2313280	150	6972538045621	LED BATTEN LEDLINE-P 12W 1128Lm 6000K (NATURAL WHITE) 872x22x35mm WITH SWITCH, PLUG & CABLE 1m 2313280 VITO	30	6,08 €
	2313290	150	6972538045638	LED BATTEN LEDLINE-P 16W 1536Lm 4000K (NATURAL WHITE) 1172x22x35mm WITH SWITCH, PLUG & CABLE 1m 2313290 VITO	30	7,03 €
	2313300	150	6972538045645	LED BATTEN LEDLINE-P 16W 1568Lm 6000K (NATURAL WHITE) 1172x22x35mm WITH SWITCH, PLUG & CABLE 1m 2313300 VITO	30	7,03 €
	5530130	152	6972538042446	LED STRIP 2835 60CHIPS/m 3,6W/m 330Lm 3000K (WARM WHITE) 12V IP20 5m ROLL 5530130 VITO	50	4,51 €
	5530135	152	6972538042453	LED STRIP 2835 60CHIPS/m 3,6W/m 330Lm 4000K (NATURAL WHITE) 12V IP20 5m ROLL 5530135 VITO	50	4,51 €
	5530140	152	6972538042460	LED STRIP 2835 60CHIPS/m 3,6W/m 330Lm 6500K (COOL WHITE) 12V IP20 5m ROLL 5530140 VITO	50	4,51 €
	5530170	LAST PIECES	6972538042484	LED STRIP 2835 60CHIPS/m 3,6W/m 330Lm RED 12V IP20 5m ROLL 5530170 VITO	50	4,51 €
	5530160	LAST PIECES	6972538042477	LED STRIP 2835 60CHIPS/m 3,6W/m 330Lm GREEN 12V IP20 5m ROLL 5530160 VITO	50	4,51 €

	5530180	LAST PIECES	6972538042491	LED STRIP 2835 60CHIPS/m 3,6W/m 330Lm BLUE 12V IP20 5m ROLL 5530180 VITO	50	4,51 €
	5501191	152		LED STRIP 2835 120CHIPS/m 9,6W/m 960Lm 3000K (WARM WHITE) 12V IP20 5m ROLL 5501190 VITO	50	9,52 €
	5501196	152		LED STRIP 2835 120CHIPS/m 9,6W/m 960Lm 4000K (NATURAL WHITE) 12V IP20 5m ROLL 5501195 VITO	50	9,52 €
	5501201	152		LED STRIP 2835 120CHIPS/m 9,6W/m 960Lm 6500K (COOL WHITE) 12V IP20 5m ROLL 5501200 VITO	50	9,52 €
	5540420	152		LED STRIP 2835 180CHIPS/m 18W/m 1840Lm 3000K (WARM WHITE) 12V IP20 5m ROLL 5540420 VITO	50	10,66 €
	5540430	152		LED STRIP 2835 180CHIPS/m 18W/m 1840Lm 4000K (NATURAL WHITE) 12V IP20 5m ROLL 5540430 VITO	50	10,66 €
	5540440	152		LED STRIP 2835 180CHIPS/m 18W/m 1840Lm 6500K (COOL WHITE) 12V IP20 5m ROLL 5540440 VITO	50	10,66 €
	5501510	153	6970233833383	LED STRIP 5050 30CHIPS/m 7,2W/m 390Lm RGB 12V IP20 5m ROLL 5501510 VITO	50	7,57 €
	5501670	153	6972538042439	LED STRIP 5050 60CHIPS/m 14,4W/m 600Lm RGB 12V IP20 5m ROLL 5501670 VITOLED STRIP 5050 60CHIPS/m 14,4W/m 600Lm RGB 12V IP20 5m ROLL 5501670 VITOLED STRIP 5050 60CHIPS/m 14,4W/m 600Lm RGB 12V IP20 5m ROLL 5501670 VITO	50	11,39 €
	5540450	153		LED STRIP 5050 60CHIPS/m (4 IN 1 CHIPS) 14,4W/m 1470Lm RGB+NW 12V IP20 5m ROLL 5540450 VITOLED STRIP 5050 60CHIPS/m (4 IN 1 CHIPS) 14,4W/m 1470Lm RGB+NW 12V IP20 5m ROLL 5540450 VITOLED STRIP 5050 60CHIPS/m (4 IN 1 CHIPS) 14,4W/m 1470Lm RGB+NW 12V IP20 5m ROLL 5540450 VITO	50	20,26 €
	5540460	154		LED STRIP 2835 120CHIPS/m 9,6W/m 980Lm 3000K (WARM WHITE) 24V IP20 5m ROLL 5540460 VITOLED STRIP 2835 120CHIPS/m 9,6W/m 980Lm 3000K (WARM WHITE) 24V IP20 5m ROLL 5540460 VITOLED STRIP 2835 120CHIPS/m 9,6W/m 980Lm 3000K (WARM WHITE) 24V IP20 5m ROLL 5540460 VITO	50	10,28 €
	5540470	154		(NATURAL WHITE) 24V IP20 5m ROLL 5540470 VITOLED STRIP 2835 120CHIPS/m 9,6W/m 980Lm 4000K (NATURAL WHITE) 24V IP20 5m ROLL 5540470 VITOLED STRIP 2835 120CHIPS/m 9,6W/m 980Lm 4000K (NATURAL WHITE) 24V IP20 5m ROLL 5540470 VITOLED STRIP 2835 120CHIPS/m 9,6W/m 980Lm 4000K (NATURAL WHITE) 24V IP20 5m ROLL 5540470 VITO	50	10,28 €
	5540480	154		LED STRIP 2835 120CHIPS/m 9,6W/m 980Lm 6500K (COOL WHITE) 24V IP20 5m ROLL 5540480 VITOLED STRIP 2835 120CHIPS/m 9,6W/m 980Lm 6500K (COOL WHITE) 24V IP20 5m ROLL 5540480 VITOLED STRIP 2835 120CHIPS/m 9,6W/m 980Lm 6500K (COOL WHITE) 24V IP20 5m ROLL 5540480 VITO	50	10,28 €
	5540620	154		LED STRIP 2835 180CHIPS/m 18W/m 1840Lm 3000K (WARM WHITE) 24V IP20 5m ROLL 5540620 VITOLED STRIP 2835 180CHIPS/m 18W/m 1840Lm 3000K (WARM WHITE) 24V IP20 5m ROLL 5540620 VITOLED STRIP 2835 180CHIPS/m 18W/m 1840Lm 3000K (WARM WHITE) 24V IP20 5m ROLL 5540620 VITO	50	11,43 €
	5540630	154		LED STRIP 2835 180CHIPS/m 18W/m 1840Lm 4000K (NATURAL WHITE) 24V IP20 5m ROLL 5540630 VITOLED STRIP 2835 180CHIPS/m 18W/m 1840Lm 4000K (NATURAL WHITE) 24V IP20 5m ROLL 5540630 VITOLED STRIP 2835 180CHIPS/m 18W/m 1840Lm 4000K (NATURAL WHITE) 24V IP20 5m ROLL 5540630 VITO	50	11,43 €

	5540640	154		LED STRIP 2835 180CHIPS/m 18W/m 1840Lm 6500K (COOL WHITE) 24V IP20 5m ROLL 5540640 VITOLED STRIP 2835 180CHIPS/m 18W/m 1840Lm 6500K (COOL WHITE) 24V IP20 5m ROLL 5540640 VITO	50	11,43 €
	5540500	154		LED STRIP 5050 60CHIPS/m 14,4W/m 600Lm RGB 24V IP20 5m ROLL 5540500 VITOLED STRIP 5050 60CHIPS/m 14,4W/m 600Lm RGB 24V IP20 5m ROLL 5540500 VITO	50	11,39 €
	5540490	155		LED STRIP 5050 60CHIPS/m (4 IN 1 CHIPS) 14,4W/m 1470Lm RGB+NW 24V IP20 5m ROLL 5540490 VITOLED STRIP 5050 60CHIPS/m (4 IN 1 CHIPS) 14,4W/m 1470Lm RGB+NW 24V IP20 5m ROLL 5540490 VITO	50	20,26 €
	5540560	155		LED STRIP COB PROJECT QUALITY 2835 320CHIPS/m 12W/m 1320Lm 3000K (WARM WHITE) 12V IP20 5m ROLL 5540560 VITO	50	11,85 €
	5540570	155		LED STRIP COB PROJECT QUALITY 2835 320CHIPS/m 12W/m 1320Lm 4000K (NATURAL WHITE) 12V IP20 5m ROLL 5540570 VITO	50	11,85 €
	5540580	155		LED STRIP COB PROJECT QUALITY 2835 320CHIPS/m 12W/m 1320Lm 6500K (COOL WHITE) 12V IP20 5m ROLL 5540580 VITO	50	11,85 €
	5540590	155		LED STRIP COB PROJECT QUALITY 2835 320CHIPS/m 12W/m 1200Lm 3000K (WARM WHITE) 24V IP20 5m ROLL 5540590 VITOLED STRIP COB PROJECT QUALITY 2835 320CHIPS/m 12W/m 1200Lm 3000K (WARM WHITE) 24V IP20 5m ROLL 5540590 VITO	50	12,61 €
	5540600	155		LED STRIP COB PROJECT QUALITY 2835 320CHIPS/m 12W/m 1200Lm 4000K (NATURAL WHITE) 24V IP20 5m ROLL 5540600 VITOLED STRIP COB PROJECT QUALITY 2835 320CHIPS/m 12W/m 1200Lm 4000K (NATURAL WHITE) 24V IP20 5m ROLL 5540600 VITO	50	12,61 €
	5540610	155		LED STRIP COB PROJECT QUALITY 2835 320CHIPS/m 12W/m 1200Lm 6500K (COOL WHITE) 24V IP20 5m ROLL 5540610 VITOLED STRIP COB PROJECT QUALITY 2835 320CHIPS/m 12W/m 1200Lm 6500K (COOL WHITE) 24V IP20 5m ROLL 5540610 VITO	50	12,61 €
	5540650	156		LED STRIP 2835 120CHIPS/m 9,6W/m 980Lm 3000K (WARM WHITE) 12V IP65 SILICONE SPRAY 5m ROLL 5540650 VITOLED STRIP 2835 120CHIPS/m 9,6W/m 980Lm 3000K (WARM WHITE) 12V IP65 SILICONE SPRAY 5m ROLL 5540650 VITO	50	11,05 €
	5540660	156		LED STRIP 2835 120CHIPS/m 9,6W/m 980Lm 4000K (NATURAL WHITE) 12V IP65 SILICONE SPRAY 5m ROLL 5540660 VITOLED STRIP 2835 120CHIPS/m 9,6W/m 980Lm 4000K (NATURAL WHITE) 12V IP65 SILICONE SPRAY 5m ROLL 5540660 VITO	50	11,05 €
	5540670	156		LED STRIP 2835 120CHIPS/m 9,6W/m 980Lm 6500K (COOL WHITE) 12V IP65 SILICONE SPRAY 5m ROLL 5540670 VITOLED STRIP 2835 120CHIPS/m 9,6W/m 980Lm 6500K (COOL WHITE) 12V IP65 SILICONE SPRAY 5m ROLL 5540670 VITO	50	11,05 €
	5540700	156		LED STRIP 2835 180CHIPS/m 18W/m 1840Lm 3000K (WARM WHITE) 12V IP65 SILICONE SPRAY 5m ROLL 5540700 VITOLED STRIP 2835 180CHIPS/m 18W/m 1840Lm 3000K (WARM WHITE) 12V IP65 SILICONE SPRAY 5m ROLL 5540700 VITO	50	12,57 €
	5540710	156		LED STRIP 2835 180CHIPS/m 18W/m 1840Lm 4000K (NATURAL WHITE) 12V IP65 SILICONE SPRAY 5m ROLL 5540710 VITOLED STRIP 2835 180CHIPS/m 18W/m 1840Lm 4000K (NATURAL WHITE) 12V IP65 SILICONE SPRAY 5m ROLL 5540710 VITO	50	12,57 €
	5540720	156		LED STRIP 2835 180CHIPS/m 18W/m 1840Lm 6500K (COOL WHITE) 12V IP65 SILICONE SPRAY 5m ROLL 5540720 VITOLED STRIP 2835 180CHIPS/m 18W/m 1840Lm 6500K (COOL WHITE) 12V IP65 SILICONE SPRAY 5m ROLL 5540720 VITO	50	12,57 €

	5540680	156		LED STRIP 5050 30CHIPS/m 7,2W/m 400Lm RGB 12V IP65 SILICONE SPRAY 5m ROLL 5540680 VITO	50	9,10 €
	5540690	156		LED STRIP 5050 60CHIPS/m 14,4W/m 800Lm RGB 12V IP65 SILICONE SPRAY 5m ROLL 5540690 VITO	50	12,15 €
	5540760	157		LED STRIP 2835 120CHIPS/m 9,6W/m 980Lm 3000K (WARM WHITE) 24V IP65 SILICONE SPRAY 5m ROLL 5540760 VITO	50	11,43 €
	5540770	157		LED STRIP 2835 120CHIPS/m 9,6W/m 980Lm 4000K (NATURAL WHITE) 24V IP65 SILICONE SPRAY 5m ROLL 5540770 VITO	50	11,43 €
	5540780	157		LED STRIP 2835 120CHIPS/m 9,6W/m 980Lm 6500K (COOL WHITE) 24V IP65 SILICONE SPRAY 5m ROLL 5540780 VITO	50	11,43 €
	5540730	157		LED STRIP 2835 180CHIPS/m 18W/m 1840Lm 3000K (WARM WHITE) 24V IP65 SILICONE SPRAY 5m ROLL 5540730 VITO	50	12,96 €
	5540740	157		LED STRIP 2835 180CHIPS/m 18W/m 1840Lm 4000K (NATURAL WHITE) 24V IP65 SILICONE SPRAY 5m ROLL 5540740 VITO	50	12,96 €
	5540750	157		LED STRIP 2835 180CHIPS/m 18W/m 1840Lm 6500K (COOL WHITE) 24V IP65 SILICONE SPRAY 5m ROLL 5540750 VITO	50	12,96 €
	5540790	157		LED STRIP 5050 60CHIPS/m 14,4W/m 800Lm RGB 24V IP65 SILICONE SPRAY 5m ROLL 5540790 VITO	50	12,15 €
	6240400	158	6972538040008	TRANSFORMER ZEUS 12VDC 2A 25W SLIM 6240400 VITO	378	3,41 €
	6240420	158	6972538040022	TRANSFORMER ZEUS 12VDC 3A 36W SLIM PS 6240420 VITO	180	4,28 €
	6240410	158	6972538040015	TRANSFORMER ZEUS 12VDC 5A 60W SLIM 6240410 VITO	140	5,26 €
	6240430	158	6972538040039	TRANSFORMER ZEUS 12VDC 8.3A 100W SLIM 6240430 VITO	87	8,24 €
	6240460	158	6972538041692	TRANSFORMER ZEUS 12VDC 16.7A 200W SLIM 6240460 VITO	45	14,23 €
	6240470	158	6972538040046	TRANSFORMER ZEUS 12VDC 20A 250W SLIM 6240470 VITO	45	14,60 €
















	6240560	161	6972538040091	WATERPROOF TRANSFORMER POSEIDON 12VDC 5A 60W SLIM 6240560 VITO	40	17,35 €
	6240570	161	6972538041715	WATERPROOF TRANSFORMER POSEIDON 12VDC 8.5A 100W SLIM 6240570 VITO	15	26,30 €
	6210080	163	6970233833543	AMPLIFIER 12VDC 144W FOR RGB LED STRIP 6210080 VITO	100	4,85 €
	6210060	163	6970233833529	IR CONTROLLER 12VDC 144W FOR RGB LED STRIP 6210060 VITO	100	6,44 €
	6210070	163	6970233833536	RF DIMMABLE CONTROLLER 12VDC 96W FOR SINGLE COLOR LED STRIP 6210070 VITO	100	5,66 €
	9930030	164	6972538042965	ALUMINIUM PROFILE PROFLEX-R F02 RECESSED MOUNTED FOR LED STRIP 22.5X7MM IP20 2m 9930030 VITO	50	6,42 €
	9930010	164	6972538042941	ALUMINIUM PROFILE PROFLEX-S F01 SURFACE MOUNTED 17X6MM WATERPROOF IP44 2m 9930010 VITO	50	6,97 €
	9930020	164	6972538042958	ALUMINIUM PROFILE PROFLEX-X F02 SURFACE MOUNTED 15.8X7MM IP20 2m 9930020 VITO	50	6,42 €
	9930040	164	6972538042972	ALUMINIUM PROFILE PROFLEX-XS F41 SURFACE MOUNTED ANGULAR 16X16MM IP20 2m 9930040 VITO	50	7,66 €
	5520160	165	6970233833475	CONNECTOR FOR LED STRIP 3528 10PCS PACK 5520160 VITO	50	1,91 €
	5520170	165	6970233833482	CONNECTOR FOR LED STRIP 5050 10PCS PACK 5520170 VITO	50	1,91 €
	5520180	165	6970233833499	CONNECTOR FOR LED STRIP RGB 5PCS PACK 5520180 VITO	100	1,91 €
	3401000	168	6972538043474	WATERPROOF LED CEILING LIGHTING FIXTURE LUZ-BR 12W 840Lm 4000K (NATURAL WHITE) IP65 Φ170x50mm WHITE 3401000 VITO	20	5,18 €
	3400700	168	6970233837428	WATERPROOF LED CEILING LIGHTING FIXTURE LUZ-BR 18W 1224Lm 4000K (NATURAL WHITE) IP65 Φ220x99mm WHITE 3400700 VITO	16	9,86 €
	3400920	169		WATERPROOF LED CEILING LIGHTING FIXTURE LUZ-BRN 25W 1700Lm 4000K (NATURAL WHITE) IP65 Φ270x93mm WHITE 3400920 VITO	16	12,96 €

	3401010	169	6972538043481	WATERPROOF LED CEILING LIGHTING FIXTURE LUZ-BRN 25W 1700Lm 4000K (NATURAL WHITE) IP65 Φ270x93mm BLACK 3401010 VITO	16	12,96 €
	3400870	169		WATERPROOF LED CEILING LIGHTING FIXTURE LUZ-BRG 12W 816Lm 4000K (NATURAL WHITE) IP65 Φ170x64mm BLACK 3400870 VITO	24	7,26 €
	3400880	170		WATERPROOF LED CEILING LIGHTING FIXTURE WITH PIR SENSOR LUZ-BRP 18W 1224Lm 4000K (NATURAL WHITE) IP65 Φ200x55mm WHITE 3400880 VITO	20	13,72 €
	3401030	170	6972538044396	WATERPROOF LED CEILING LIGHTING FIXTURE ΟΒΑΛ LUZ-BCO 12W 4000K IP65 4000K (NATURAL WHITE) 190x113x40mm WHITE 3401030 VITO	24	7,53 €
	3401060	170	6970233831525	WATERPROOF LED CEILING LIGHTING FIXTURE ΟΒΑΛ LUZ-BCO 12W 4000K IP65 4000K (NATURAL WHITE) 190x113x40mm BLACK 3401060 VITO	24	7,53 €
	3400890	171	6970233839330	WATERPROOF LED CEILING LIGHTING FIXTURE LUZ-BC 15W 1020Lm 4000K (NATURAL WHITE) IP65 Φ190x45mm WHITE 3400890 VITO	24	10,93 €
	3401070	171	6970233831532	WATERPROOF LED CEILING LIGHTING FIXTURE LUZ-BC 15W 1020Lm 4000K (NATURAL WHITE) IP65 Φ190x45mm BLACK 3401070 VITO	24	10,93 €
	3401040	171	6972538045768	WATERPROOF LED CEILING LIGHTING FIXTURE LUZ-BC 30W 2040Lm 4000K (NATURAL WHITE) IP65 Φ320x50mm WHITE 3401040 VITO	10	24,69 €
	3400860	172	6970233838869	WATERPROOF LED CEILING LIGHTING FIXTURE ΤΕΤΡΑΓΩΝΗ LUZ-BS 15W 1020Lm 4000K (NATURAL WHITE) IP65 190x190x45mm WHITE 3400860 VITO	24	10,63 €
	3401020	172	6972538043498	WATERPROOF LED CEILING LIGHTING FIXTURE ΤΕΤΡΑΓΩΝΗ LUZ-BS 15W 1020Lm 4000K (NATURAL WHITE) IP65 190x190x45mm BLACK 3401020 VITO	24	10,63 €
	3401050	172	6972538045775	WATERPROOF LED CEILING LIGHTING FIXTURE ΤΕΤΡΑΓΩΝΗ LUZ-BS 30W 2040Lm 4000K (NATURAL WHITE) IP65 320x320x50mm WHITE 3401050 VITO	10	25,45 €
	2025640	173	6972538043436	WATERPROOF LED CEILING LIGHTING FIXTURE ORI-C6 18W 1314Lm 4000K (NATURAL WHITE) IP65 Φ220x65mm DARK GREY 2025640 VITO	16	12,00 €
	2025630	173	6972538043429	WATERPROOF LED CEILING LIGHTING FIXTURE WITH MICROWAVE SENSOR ORI-C5 12W 936Lm 4000K (NATURAL WHITE) IP65 Φ170x62mm DARK GREY 2025630 VITO	20	13,28 €
	3400850	174		WATERPROOF LED CEILING LIGHTING FIXTURE LUZ-BO 12W 4000K IP65 4000K (NATURAL WHITE) 205x105x54mm WHITE 3400850 VITO	32	4,78 €
	2025650	174	6972538043443	WATERPROOF LED CEILING LIGHTING FIXTURE ORI-BB 15W 1260Lm 4000K (NATURAL WHITE) IP65 215x125x59mm DARK GREY 2025650 VITO	24	8,64 €
















	2025970	175	6972538045782	WATERPROOF LED CEILING LIGHTING FIXTURE ORICH 12W 840Lm 4000K (NATURAL WHITE) IP65 Φ160x74mm DARK GREY 2025970 VITO	20	9,10 €
	2025980	175	6972538045799	WATERPROOF LED CEILING LIGHTING FIXTURE ORICH 18W 1260Lm 4000K (NATURAL WHITE) IP65 Φ220x69mm DARK GREY 2025980 VITO	20	13,99 €
	2025600	176	6972538043399	WATERPROOF LED WALL LIGHTING FIXTURE ORI-W1 12W 1020Lm 4000K (NATURAL WHITE) IP65 Φ170x68mm BLACK 2025600 VITO	20	8,15 €
	2025620	176	6972538043412	WATERPROOF LED WALL LIGHTING FIXTURE ORI-W1 18W 1314Lm 4000K (NATURAL WHITE) IP65 Φ220x68mm BLACK 2025620 VITO	20	11,24 €
	2025610	177	6972538043405	WATERPROOF LED WALL LIGHTING FIXTURE ME AISOHTHA MIKPOKYMMATON ORI-W1 12W 1056Lm 4000K (NATURAL WHITE) IP65 Φ170x68mm BLACK 2025610 VITO	20	12,73 €
	3230470	177	6972538044174	WATERPROOF LED WALL LIGHTING FIXTURE ADRIA WL2 10W 650Lm 4000K (NATURAL WHITE) IP65 170x80x46mm UP&DOWN ANTHRACITE 3230470 VITO	20	22,66 €
	3230560	178	6972538044266	WATERPROOF LED WALL LIGHTING FIXTURE ADRIA UD2 8W 360Lm 4000K (NATURAL WHITE) IP65 220x113x51mm UP & DOWN ANTHRACITE 3230560 VITO	20	20,60 €
	3230500	178	6972538044204	WATERPROOF LED WALL LIGHTING FIXTURE ADRIA UD1 12W 780Lm 4000K (NATURAL WHITE) IP65 200x125x39mm UP & DOWN ANTHRACITE 3230500 VITO	20	24,34 €
	3230480	179	6972538044181	WATERPROOF LED WALL LIGHTING FIXTURE ADRIA W1 6W 360Lm 4000K (NATURAL WHITE) IP65 200x113x51mm ANTHRACITE 3230480 VITO	20	15,90 €
	3230490	179	6972538044198	WATERPROOF LED WALL LIGHTING FIXTURE WITH MICROWAVE SENSOR ADRIA-W1S 6W 360Lm 4000K (NATURAL WHITE) IP65 200x113x51mm ANTHRACITE 3230490 VITO	20	26,30 €
	3231070	180	6970233835295	WATERPROOF LED WALL LIGHTING FIXTURE UP & DOWN BINO-1 2W 180Lm 3CCT (DIP SWITCH) IP65 110x100x41mm BLACK 3231070 VITO	40	7,07 €
	3231080	180	6970233835301	WATERPROOF LED WALL LIGHTING FIXTURE UP & DOWN BINO-1 2W 180Lm 3CCT (DIP SWITCH) IP65 110x100x41mm WHITE 3231080 VITO	40	7,07 €
	3231090	180	6970233835318	WATERPROOF LED WALL LIGHTING FIXTURE UP & DOWN BINO-2 4W 360Lm 3CCT (DIP SWITCH) IP65 110x100x41mm BLACK 3231090 VITO	40	8,83 €
	3231100	180	6970233835325	WATERPROOF LED WALL LIGHTING FIXTURE UP & DOWN BINO-2 4W 360Lm 3CCT (DIP SWITCH) IP65 110x100x41mm WHITE 3231100 VITO	40	8,83 €
	3231110	181	6970233835332	WATERPROOF LED WALL LIGHTING FIXTURE UP & DOWN BINO-3 6W 540Lm 3CCT (DIP SWITCH) IP65 160x100x41mm BLACK 3231110 VITO	40	11,27 €
















	3231120	181	6970233835349	WATERPROOF LED WALL LIGHTING FIXTURE UP & DOWN BINO-3 6W 540Lm 3CCT (DIP SWITCH) IP65 160x100x41mm WHITE 3231120 VITO	40	11,27 €
	3231130	181	6970233835356	WATERPROOF LED WALL LIGHTING FIXTURE UP & DOWN BINO-4 8W 720Lm 3CCT (DIP SWITCH) IP65 210x100x41mm BLACK 3231130 VITO	20	13,42 €
	3231140	181	6970233835363	WATERPROOF LED WALL LIGHTING FIXTURE UP & DOWN BINO-4 8W 720Lm 3CCT (DIP SWITCH) IP65 210x100x41mm WHITE 3231140 VITO	20	13,42 €
	3230570	182	6972538044273	WATERPROOF LED WALL LIGHTING FIXTURE ADRIA SQL1 4W 260Lm 4000K (NATURAL WHITE) IP65 76x155x99mm ANTHRACITE 3230570 VITO	20	18,31 €
	3230580	182	6972538044280	WATERPROOF LED WALL LIGHTING FIXTURE ADRIA SQL2 8W 480Lm 4000K (NATURAL WHITE) IP65 76x200x99mm UP & DOWN ANTHRACITE 3230580 VITO	20	22,55 €
	3230590	183	6972538044297	WATERPROOF WALL LIGHTING FIXTURE ADRIA SQ1 GU10 76x148x99mm IP54 PLASTICANTHRACITE 3230590 VITO	20	11,85 €
	3230610	183	6972538044310	WATERPROOF WALL LIGHTING FIXTURE ADRIA SQ2 GU10 UP & DOWN 76x186x99mm IP54 PLASTICANTHRACITE 3230610 VITO	20	14,45 €
	3230600	183	6972538044303	WATERPROOF WALL LIGHTING FIXTURE ADRIA R1 GU10 Φ76x148x99mm IP54 PLASTICANTHRACITE 3230600 VITO	20	11,85 €
	3230620	183	6972538044327	WATERPROOF WALL LIGHTING FIXTURE ADRIA R2 GU10 UP & DOWN Φ76x186x99mm IP54 PLASTICANTHRACITE 3230620 VITO	20	14,45 €
	3230510	184	6972538044211	WATERPROOF WALL LIGHTING FIXTURE ADRIA SQC1 GU10 92x90x70mm IP54 PLASTICANTHRACITE 3230510 VITO	20	7,80 €
	3230520	184	6972538044228	WATERPROOF WALL LIGHTING FIXTURE ADRIA SQC2 GU10 UP & DOWN 92x160x70mm IP54 PLASTICANTHRACITE 3230520 VITO	20	8,94 €
	3230300	184	6972538040855	WATERPROOF WALL LIGHTING FIXTURE MULIER 2D GU10 UP & DOWN Φ70x148x87mm IP44 PLASTICBLACK 3230300 VITO	24	15,15 €
	3230040	185	8699187547655	WATERPROOF WALL LIGHTING FIXTURE SPIDER 1D GU10 98x80x67mm IP44 ALUMINIUM NICKEL 3230040 VITO	24	10,82 €
	3230060	185	8699187547679	WATERPROOF WALL LIGHTING FIXTURE SPIDER 2D GU10 98x80x67mm IP44 UP & DOWN ALUMINIUM NICKEL 3230060 VITO	16	11,62 €
	3230430	185	6972538044068	WATERPROOF WALL LIGHTING FIXTURE SPIDER 1D GU10 98x80x67mm IP44 ALUMINIUM WHITE 3230430 VITO	24	8,68 €
















	3230440	185	6972538044075	WATERPROOF WALL LIGHTING FIXTURE SPIDER 2D GU10 98x80x67mm IP44 UP & DOWN ALUMINIUM WHITE 3230440 VITO	16	10,89 €
	3230030	185	8699187547648	WATERPROOF WALL LIGHTING FIXTURE SPIDER 1D GU10 98x80x67mm IP44 ALUMINIUM ANTHRACITE 3230030 VITO	24	8,68 €
	3230050	185	8699187547662	WATERPROOF WALL LIGHTING FIXTURE SPIDER 2D GU10 98x80x67mm IP44 UP & DOWN ALUMINIUM ANTHRACITE 3230050 VITO	16	10,82 €
	3240540	186	8697548435788	WATERPROOF WALL LIGHTING FIXTURE VEGAS A GU10 Φ60x116x93mm IP44 STAINLESS STEEL NICKEL 3240540 VITO	24	10,51 €
	3240550	186	8697548435795	WATERPROOF WALL LIGHTING FIXTURE VEGAS 2A GU10 Φ60x160x93mm IP44 UP & DOWN STAINLESS STEEL NICKEL 3240550 VITO	12	13,38 €
	3230310	186	6972538040862	WATERPROOF WALL LIGHTING FIXTURE VEGAS P1 GU10 Φ80x120mm IP44 PLASTICBLACK 3230310 VITO	32	6,01 €
	3230320	186	6972538040879	WATERPROOF WALL LIGHTING FIXTURE VEGAS P1 GU10 UP & DOWN Φ80x160mm IP44 PLASTICBLACK 3230320 VITO	32	7,77 €
	3230350	LAST PIECES	6972538040985	WATERPROOF WALL LIGHTING FIXTURE KOTOR W1 Φ116x320mm IP44 STAINLESS STEEL BLACK 3230350 VITO	4	23,93 €
	3230530	187	6972538044235	WATERPROOF SURFACE MOUNTED LIGHTING FIXTURE ADRIA-S1 1xGU10 IP54 Φ76x140mm ANTHRACITE 3230530 VITO	20	9,54 €
	3230540	187	6972538044242	WATERPROOF SURFACE MOUNTED LIGHTING FIXTURE ADRIA-S2 1xGU10 IP54 Φ95x140mm ANTHRACITE 3230540 VITO	20	11,17 €
	3230550	187	6972538044259	WATERPROOF SURFACE MOUNTED LIGHTING FIXTURE ADRIA-S2 1xE27 IP54 Φ127x170mm ANTHRACITE 3230550 VITO	20	13,68 €
	3231040	187	6972538047465	WATERPROOF WALL LIGHTING FIXTURE VALENCIA 1xE27 IP44 NICKEL MAT 3231040 VITO	10	10,36 €
	3231050	187	6972538047472	WATERPROOF WALL LIGHTING FIXTURE VALENCIA 1xE27 IP44 WHITE MAT 3231050 VITO	10	9,93 €
	3231060	187	6972538047489	WATERPROOF WALL LIGHTING FIXTURE VALENCIA 1xE27 IP44 BLACK MAT 3231060 VITO	10	9,93 €
	3242230	190		WATERPROOF WALL LIGHTING FIXTURE LIVORNO-W E27 BLACK IP44 PLASTIC270x400mm BLACK 3242230 VITO		17,08 €


	3242220	190		WATERPROOF LIGHTING FIXTURE WITH BASE LIVORNO-46 E27 BLACK IP44 PLASTICΦ230x460mm BLACK 3242220 VITO		17,08 €
	3242120	190	8698553607870	WATERPROOF LIGHTING FIXTURE WITH BASE LIVORNO-45 E27 ANTIQUE IP44 PLASTICΦ240x380mm 3242120 VITO	12	10,72 €
	3242130	190	8698553607887	WATERPROOF WALL LIGHTING FIXTURE LIVORNO-W E27 ANTIQUE IP44 PLASTICΦ240x310mm 3242120 VITO	12	10,72 €
	3241990	191		WATERPROOF WALL LIGHTING FIXTURE BARI-W E27 BLACK IP44 PLASTIC200x300mm BLACK 3241990 VITO		7,10 €
	3241960	191		WATERPROOF LIGHTING FIXTURE WITH BASE BARI-34 E27 BLACK IP44 PLASTICΦ180x340mm BLACK 3241960 VITO		7,10 €
	3241980	191		WATERPROOF PENDANT LIGHTING FIXTURE BARI-H E27 BLACK IP44 PLASTIC180x160mm BLACK 3241980 VITO		7,10 €
	3242030	191		WATERPROOF WALL LIGHTING FIXTURE BARI-W E27 BLACK IP44 PLASTIC200x300mm ANTIQUE 3242030 VITO		7,10 €
	3242000	191		WATERPROOF LIGHTING FIXTURE WITH BASE BARI-34 E27 BLACK IP44 PLASTICΦ180x340mm ANTIQUE 3242000 VITO		7,10 €
	3242020	191		WATERPROOF PENDANT LIGHTING FIXTURE BARI-H E27 BLACK IP44 PLASTIC180x160mm ANTIQUE 3242020 VITO		7,10 €
	3242070	192		WATERPROOF WALL LIGHTING FIXTURE VERONA-W E27 BLACK IP44 PLASTIC280x390mm BLACK 3242070 VITO		9,85 €
	3242060	192		WATERPROOF LIGHTING FIXTURE WITH BASE VERONA-45 E27 BLACK IP44 PLASTICΦ240x450mm BLACK 3242060 VITO		9,85 €
	3242080	192		WATERPROOF PENDANT LIGHTING FIXTURE VERONA-H E27 BLACK IP44 PLASTIC240x240x500mm BLACK 3242080 VITO		9,85 €
	3242100	192		WATERPROOF WALL LIGHTING FIXTURE VERONA-W E27 BLACK IP44 PLASTIC280x390mm ANTIQUE 3242100 VITO		9,85 €
	3242090	192		WATERPROOF LIGHTING FIXTURE WITH BASE VERONA-45 E27 BLACK IP44 PLASTICΦ240x450mm ANTIQUE 3242090 VITO		9,85 €
	3242110	192		WATERPROOF PENDANT LIGHTING FIXTURE VERONA-H E27 BLACK IP44 PLASTIC240x240x500mm ANTIQUE 3242110 VITO		9,85 €

































	3241880	192		WATERPROOF WALL LIGHTING FIXTURE BERGAMO-W E27 BLACK IP44 PLASTIC200x340mm BLACK 3241880 VITO		7,10 €
	3241870	193		WATERPROOF PENDANT LIGHTING FIXTURE BERGAMO-H E27 BLACK IP44 PLASTIC160x160x460mm BLACK 3241870 VITO		7,10 €
	3241850	193		WATERPROOF LIGHTING FIXTURE WITH BASE BERGAMO-40 E27 BLACK IP44 PLASTICΦ170x400mm BLACK 3241850 VITO		7,10 €
	3241920	193		WATERPROOF WALL LIGHTING FIXTURE BERGAMO-W E27 BLACK IP44 PLASTIC200x340mm ANTIQUE 3241920 VITO		7,10 €
	3241910	193		WATERPROOF PENDANT LIGHTING FIXTURE BERGAMO-H E27 BLACK IP44 PLASTIC160x160x460mm ANTIQUE 3241910 VITO		7,10 €
	3241890	193		WATERPROOF LIGHTING FIXTURE WITH BASE BERGAMO-40 E27 BLACK IP44 PLASTICΦ170x400mm ANTIQUE 3241890 VITO		7,10 €
	3242240	194		METALLIC POLE WITH BULB BASE AND CABLE 750mm BLACK 3242240 VITO		22,26 €
	3242250	194		METALLIC POLE WITH BULB BASE AND CABLE 750mm ANTIQUE 3242250 VITO		22,26 €
	3242260	194		WATERPROOF LIGHTING FIXTURE WITH BASE CUBO E27 IP44 PLASTIC225x225x280mm BLACK 3242260 VITO		26,81 €
	3241440	195	6972538040909	WATERPROOF LED WALL LIGHTING FIXTURE BILBAO-W1 8W 300Lm 4000K (NATURAL WHITE) IP44 Φ89x124x120mm BLACK & WHITE 3241440 VITO	24	26,80 €
	3241450	195	6972538040916	BOLLARD LED ME KOLONA BILBAO-B50 8W 300Lm 4000K (NATURAL WHITE) IP44 Φ89x145x500mm BLACK & WHITE 3241450 VITO	6	39,38 €
	3241460	195	6972538040923	BOLLARD LED ME KOLONA BILBAO-B80 8W 300Lm 4000K (NATURAL WHITE) IP44 Φ89x145x800mm BLACK & WHITE 3241460 VITO	6	47,47 €
	3241400	196	6972538040817	WATERPROOF WALL LIGHTING FIXTURE RIGA-W1 1xGU10 IP44 Φ60x220x108mm BLACK 3241400 VITO	12	12,91 €
	3241410	196	6972538040824	WATERPROOF WALL LIGHTING FIXTURE WITH PIR SENSOR RIGA-W1S 1xGU10 IP44 Φ60x290x116mm BLACK 3241410 VITO	12	24,22 €
	3241420	196	6972538040831	BOLLARD RIGA-B50 1xGU10 IP44 Φ98xΦ60x500mm BLACK 3241420 VITO	12	17,15 €














	3241430	196	6972538040848	BOLLARD WITHPIR SENSOR RIGA-B90 1xGU10 IP44 Φ98xΦ60x900mm BLACK 3241430 VITO	12	23,18 €
	3241470	197	6972538040930	WATERPROOF WALL LIGHTING FIXTURE MURCIA-W1 1xE27 IP44 Φ120x230x155mm INOX 3241470 VITO	12	21,78 €
	3241480	197	6972538040947	BOLLARD MURCIA-B50 1xE27 IP44 Φ120x500mm INOX 3241480 VITO	6	25,11 €
	3241490	197	6972538040954	BOLLARD MURCIA-B80 1xE27 IP44 Φ120x800mm INOX 3241490 VITO	6	32,10 €
	3241520	198	6972538040992	WATERPROOF WALL LIGHTING FIXTURE HAMBURG-W1 1xG9 IP44 Φ35x255mm NICKEL MAT 3241520 VITO	20	9,25 €
	3241530	198	6972538041005	BOLLARD HAMBURG-B30 1xE27 IP44 Φ75xΦ35x300mm NICKEL MAT 3241530 VITO	20	10,08 €
	3241540	198	6972538041012	BOLLARD HAMBURG-B50 1xE27 IP44 Φ75xΦ35x500mm NICKEL MAT 3241540 VITO	20	11,32 €
	3241730	199		WATERPROOF WALL LIGHTING FIXTURE TRIESTE-W 1xE27 IP44 Φ95x160x280mm BLACK 3241730 VITO		7,32 €
	3241720	199		GARDEN LIGHTING FIXTURE ME ΚΟΛΩΝΑ TRIESTE-30 1xE27 IP44 Φ95x160x300mm BLACK 3241720 VITO		7,32 €
	3241950	199		BOLLARD TRIESTE-83 1xE27 IP44 Φ95x150x830mm BLACK 3241950 VITO		17,76 €
	3241510	LAST PIECES	6972538040978	BOLLARD GENT-B70 1xGU10 IP44 Φ115x108x150X700mm ANTHRACITE 3241510 VITO	4	29,43 €
	3230330	LAST PIECES	6972538040886	WATERPROOF LED WALL LIGHTING FIXTURE BERGEN-2D 12W 840Lm 4000K (NATURAL WHITE) UP&DOWN IP44 140x120x63mm ANTHRACITE 3230330 VITO	16	26,26 €
	3230340	LAST PIECES	6972538040893	WATERPROOF LED WALL LIGHTING FIXTURE WITH PIR SENSOR BERGEN-2D 12W 840Lm 4000K (NATURAL WHITE) UP&DOWN IP44 140x120x120mm ANTHRACITE 3230340 VITO	16	36,48 €
	3230290	LAST PIECES	6970233837305	WATERPROOF WALL LIGHTING FIXTURE PATIO-1S 6W 300Lm 4000K (NATURAL WHITE) IP54 Φ60x225mm ANTHRACITE 3230290 VITO	40	14,25 €
	3230270	LAST PIECES	6970233837282	WATERPROOF LED WALL LIGHTING FIXTURE PATIO-1D 6W 300Lm 4000K (NATURAL WHITE) IP54 Φ60x115mm ANTHRACITE 3230270 VITO	40	12,38 €

	3241620	200	6972538042576	GARDEN LIGHTING FIXTURE PRATUM E GU10 IP65 Φ60x346mm BLACK 3241620 VITO	50	4,97 €
	3240510	200	8697548435900	GARDEN LIGHTING FIXTURE LAGOS C GU10 IP65 Φ90x310mm BLACK 3240510 VITO	40	8,37 €
	3241550	201	6972538042507	LED GARDEN LIGHTING FIXTURE MANTUS 5W 580Lm 3000K (WARM WHITE) IP65 78x85x230mm BLACK 3241550 VITO	20	8,79 €
	3241560	201	6972538042514	LED GARDEN LIGHTING FIXTURE MANTUS 5W 555Lm 4000K (NATURAL WHITE) IP65 78x85x230mm BLACK 3241560 VITO	20	8,79 €
	3241580	201	6972538042538	LED GARDEN LIGHTING FIXTURE MANTUS 5W 600Lm GREEN IP65 78x85x230mm BLACK 3241580 VITO	20	8,79 €
	3242270	201		LED GARDEN LIGHTING FIXTURE RANTUS 5W 465Lm 3000K (WARM WHITE) IP65 Φ50x80x108x230mm BLACK 3242270 VITO	20	6,84 €
	3242280	201		LED GARDEN LIGHTING FIXTURE RANTUS 5W 475Lm 4000K (NATURAL WHITE) IP65 Φ50x80x108x230mm BLACK 3242280 VITO	20	6,84 €
	3242290	201		LED GARDEN LIGHTING FIXTURE RANTUS 5W 485Lm GREEN IP65 Φ50x80x108x230mm BLACK 3242290 VITO	20	6,84 €
	3220110	202	8697548432725	UNDERWATER LIGHTING FIXTURE MODUS GU5.3 MR16 12V IP68 NICKEL Φ82x100mm 3220110 VITO	32	21,48 €
	3200180	202	6972538042859	INGROUND WATERPROOF LIGHTING FIXTURE GRANDE B12R GU10 IP67 NICKEL Φ110mm 3200180 VITO	20	17,83 €
	3200150	202	8699187542988	INGROUND WATERPROOF LIGHTING FIXTURE GRANDE 12 GU10 IP67 NICKEL Φ120mm 3200150 VITO	24	26,58 €
	3200160	202	8699187542995	INGROUND WATERPROOF LIGHTING FIXTURE GRANDE 18 E27 IP67 NICKEL Φ185mm 3200160 VITO	8	43,14 €
	3410340	205	6972538049629	ROUND STEP LED LIGHTING FIXTURE 2W 3000K (WARM WHITE) 110lm IP65 Φ48x62mm BLACK TINO-R 3410340 VITO	50	7,31 €
	3410350	205	6972538049636	ROUND STEP LED LIGHTING FIXTURE 2W 4000K (NATURAL WHITE) 110lm IP65 Φ48x62mm BLACK TINO-R 3410350 VITO	50	7,31 €
	3410360	205	6972538049643	ROUND STEP LED LIGHTING FIXTURE 2W 3000K (WARM WHITE) 110lm IP65 Φ48x62mm WHITE TINO-R 3410360 VITO	50	7,31 €










	3410370	205	6972538049650	ROUND STEP LED LIGHTING FIXTURE 2W 4000K (NATURAL WHITE) 110lm IP65 Ø48x62mm WHITE TINO-R 3410370 VITO	50	7,31 €
	3410380	205	6972538049667	SQUARE STEP LED LIGHTING FIXTURE 2W 3000K (WARM WHITE) 110lm IP65 Ø48x62mm BLACK TINO-R 3410380 VITO	50	7,31 €
	3410390	205	6972538049674	SQUARE STEP LED LIGHTING FIXTURE 2W 4000K (NATURAL WHITE) 110lm IP65 Ø48x62mm BLACK TINO-R 3410390 VITO	50	7,31 €
	3410400	205	6972538049681	SQUARE STEP LED LIGHTING FIXTURE 2W 3000K (WARM WHITE) 110lm IP65 Ø48x62mm WHITE TINO-R 3410400 VITO	50	7,31 €
	3410410	205	6972538049698	SQUARE STEP LED LIGHTING FIXTURE 2W 4000K (NATURAL WHITE) 110lm IP65 Ø48x62mm WHITE TINO-R 3410410 VITO	50	7,31 €
	3230660	206	6972538044365	STEP LED LIGHTING FIXTURE ADRIA ST2G 6W 150Lm 4000K (NATURAL WHITE) IP65 135x135x42mm PLASTICANTHRACITE 3230660 VITO	20	14,49 €
	3230650	206	6972538044358	STEP LED LIGHTING FIXTURE ADRIA ST2P 6W 150Lm 4000K (NATURAL WHITE) IP65 135x135x52mm PLASTICANTHRACITE 3230650 VITO	20	14,49 €
	3230630	207	6972538044334	STEP LED LIGHTING FIXTURE ADRIA ST1G 6W 180Lm 4000K (NATURAL WHITE) IP65 255x90x30mm PLASTICANTHRACITE 3230630 VITO	20	16,78 €
	3230640	207	6972538044341	STEP LED LIGHTING FIXTURE ADRIA ST1P 6W 150Lm 4000K (NATURAL WHITE) IP65 255x90x30mm PLASTICANTHRACITE 3230640 VITO	20	16,78 €
	3230450	208	6972538044150	STEP LED LIGHTING FIXTURE ADRIA ST2 2W 90Lm 4000K (NATURAL WHITE) IP65 100x60x33mm PLASTICANTHRACITE 3230450 VITO	40	8,56 €
	3230460	208	6972538044167	STEP LED LIGHTING FIXTURE ADRIA ST4 4W 220Lm 4000K (NATURAL WHITE) IP65 220x80x36mm PLASTICANTHRACITE 3230460 VITO	20	12,12 €
	3022010	210	6972538043184	LED FLOODLIGHT INDUS GEN3 10W 950Lm 4000K (NATURAL WHITE) IP65 ANTHRACITE 3022010 VITO	40	2,98 €
	3022020	210	6972538041739	LED FLOODLIGHT INDUS GEN3 10W 1000Lm 6000K (COOL WHITE) IP65 ANTHRACITE 3022020 VITO	40	2,98 €
	3022008	210	6972538044587	LED FLOODLIGHT INDUS GEN3 10W 850Lm GREEN IP65 ANTHRACITE 3022008 VITO	40	3,25 €
	3022070	210	6972538044105	LED FLOODLIGHT INDUS GEN3 20W 1900Lm 4000K (NATURAL WHITE) IP65 ANTHRACITE 3022070 VITO	24	4,70 €

	3022080	210	6972538041753	LED FLOODLIGHT INDUS GEN3 20W 2000Lm 6000K (COOL WHITE) IP65 ANTHRACITE 3022080 VITO	24	4,70 €
	3022068	210	6972538044594	LED FLOODLIGHT INDUS GEN3 20W 1700Lm GREEN IP65 ANTHRACITE 3022068 VITO	24	5,62 €
	3022130	211	6972538044112	LED FLOODLIGHT INDUS GEN3 30W 2850Lm 4000K (NATURAL WHITE) IP65 ANTHRACITE 3022130 VITO	24	7,22 €
	3022140	211	6972538041777	LED FLOODLIGHT INDUS GEN3 30W 3000Lm 6000K (COOL WHITE) IP65 ANTHRACITE 3022140 VITO	24	7,22 €
	3022190	211	6972538045805	LED FLOODLIGHT INDUS GEN3 50W 4750Lm 4000K (NATURAL WHITE) IP65 ANTHRACITE 3022190 VITO	20	9,90 €
	3022200	211	6972538041791	LED FLOODLIGHT INDUS GEN3 50W 5000Lm 6000K (COOL WHITE) IP65 ANTHRACITE 3022200 VITO	20	9,90 €
	3022220	212	6972538045812	LED FLOODLIGHT INDUS GEN3 100W 9500Lm 4000K (NATURAL WHITE) IP65 ANTHRACITE 3022220 VITO	10	17,54 €
	3022230	212	6972538041807	LED FLOODLIGHT INDUS GEN3 100W 10000Lm 6000K (COOL WHITE) IP65 ANTHRACITE 3022230 VITO	10	17,54 €
	3022260	212	6972538041814	LED FLOODLIGHT INDUS GEN3 150W 15000Lm 6000K (COOL WHITE) IP65 ANTHRACITE 3022260 VITO	5	30,54 €
	3022290	213	6972538041821	LED FLOODLIGHT INDUS GEN3 200W 20000Lm 6000K (COOL WHITE) IP65 ANTHRACITE 3022290 VITO	5	40,47 €
	3022320	213	6972538043450	LED FLOODLIGHT INDUS GEN3 300W 30000Lm 6000K (COOL WHITE) IP65 ANTHRACITE 3022320 VITO	2	89,43 €
	3022350	214	6972538043467	LED FLOODLIGHT INDUS GEN3 400W 40000Lm 6000K (COOL WHITE) IP65 ANTHRACITE 3022350 VITO	2	152,84 €
	3022430	215	6972538044372	LED FLOODLIGHT INDUS 20W 1000Lm RGB+W DIMMABLE IP65 WHITE 3022430 VITO	40	8,83 €
	3022440	215	6972538044389	LED FLOODLIGHT INDUS 50W 2500Lm RGB+W DIMMABLE IP65 WHITE 3022440 VITO	20	14,91 €
	3022050	216	6972538041746	LED FLOODLIGHT INDUS GEN3 WITH PIR SENSOR 10W 1000Lm 6000K (COOL WHITE) IP65 ANTHRACITE 3022050 VITO	24	11,43 €






	3022110	216	6972538041760	LED FLOODLIGHT INDUS GEN3 WITH PIR SENSOR 20W 2000Lm 6000K (COOL WHITE) IP65 ANTHRACITE 3022110 VITO	24	12,19 €
	3022170	217	6972538041784	LED FLOODLIGHT INDUS GEN3 WITH PIR SENSOR 30W 3000Lm 6000K (COOL WHITE) IP65 ANTHRACITE 3022170 VITO	24	14,91 €
	3022400	232	6972538042866	LED HIGHBAY TECHOLED X100 100W 10000Lm 5000K (WHITE) IP65 Φ235x85mm BLACK 3022400 VITO	8	32,26 €
	3022411	232	6972538046871	LED HIGHBAY TECHOLED X100 150W 15000Lm 5000K (WHITE) IP65 Φ285x85mm 110-265V BLACK 3022411 VITO	5	38,18 €
	3022410	232	6972538042873	LED HIGHBAY TECHOLED X100 150W 15000Lm 6500K (COOL WHITE WHITE) IP65 Φ285x85mm BLACK 3022410 VITO	5	44,62 €
	3022421	233	6972538043733	LED HIGHBAY TECHOLED X100 200W 20000Lm 6000K (WHITE) IP65 Φ285x85mm BLACK 110-265V 3022421 VITO	5	48,16 €
	3310760	234	6970233838548	WATERPROOF LED FIXTURE TRILINE-60 20W 4500K 2400lm POLYCARBONATE LINKABLE 600x70x55mm 3310760 VITO	15	13,00 €
	3310770	234	6970233838555	WATERPROOF LED FIXTURE TRILINE-120 40W 4500K 4800lm POLYCARBONATE LINKABLE 1200x70x55mm 3310770 VITO	15	17,06 €
	3310780	235	6970233838562	WATERPROOF LED FIXTURE TRILINE-150 60W 4500K 7200lm POLYCARBONATE LINKABLE 1500x70x55mm 3310780 VITO	15	26,55 €
	3310700	236	6972538047366	WATERPROOF FIXTURE VIGO FOR 1 x LED TUBE T8 G13 600mm SINGLE ENDED POLYCARBONATE 660x76x70mm 3310700 VITO	15	7,80 €
	3310720	236	6972538047380	WATERPROOF FIXTURE VIGO FOR 1 x LED TUBE T8 G13 1200mm SINGLE ENDED POLYCARBONATE 1260x76x70mm 3310720 VITO	15	10,86 €
	3310740	236	6972538047403	WATERPROOF FIXTURE VIGO FOR 1 x LED TUBE T8 G13 1500mm SINGLE ENDED POLYCARBONATE 1560x76x70mm 3310740 VITO	15	14,81 €
	3310710	237	6972538047373	WATERPROOF FIXTURE VIGO FOR 2 x LED TUBES T8 G13 600mm SINGLE ENDED POLYCARBONATE 660x76x100mm 3310710 VITO	8	9,48 €
	3310730	237	6972538047397	WATERPROOF FIXTURE VIGO FOR 2 x LED TUBES T8 G13 1200mm SINGLE ENDED POLYCARBONATE 1260x76x100mm 3310730 VITO	8	12,41 €
	3310750	237	6972538047410	WATERPROOF FIXTURE VIGO FOR 2 x LED TUBES T8 G13 1500mm SINGLE ENDED POLYCARBONATE 1560x76x100mm 3310750 VITO	8	17,72 €

	3100500	242	6972538044846	LED STREET LIGHTING FIXTURE CITYLUX-R30 30W 3600Lm 4500K (NATURAL WHITE) IP65 BASE Φ50mm 320x145x55mm ANTHRACITE 3100500 VITO	10	21,10 €
	3100520	242	6972538044860	LED STREET LIGHTING FIXTURE CITYLUX-R50 50W 6000Lm 4500K (NATURAL WHITE) IP65 BASE Φ60mm 420x190x55mm ANTHRACITE 3100520 VITO	10	29,77 €
	3100540	242	6972538044884	LED STREET LIGHTING FIXTURE CITYLUX-R100 100W 12000Lm 4500K (NATURAL WHITE) IP65 BASE Φ50mm 468x207x55mm ANTHRACITE 3100540 VITO	10	45,06 €
	9990790	259	6972538045836	ADAPTER ARM WITH ADJUSTABLE ANGLE Φ60mm TO Φ60mm GALVANIZED & PAINTED 9990790 VITO	20	21,79 €
	9990800	259	6972538045843	ADAPTER Φ60mm TO Φ48mm GALVANIZED & PAINTED 9990800 VITO	40	16,24 €
	3022470	LAST PIECES	6972538047090	SOLAR LED FLOODLIGHT BALIS 10W 6400K (COOL WHITE) 800Lm WITH PHOTO SENSOR & MICROWAVE SENSOR 3,7V 2600mAh 18650 LIΘIOY IP65 BLACK 3022470 VITO	40	17,35 €
	3022480	LAST PIECES	6972538047106	SOLAR LED FLOODLIGHT BALIS 20W 6400K (COOL WHITE) 1800Lm WITH PHOTO SENSOR & MICROWAVE SENSOR 3,7V 2600mAh 18650 LIΘIOY IP65 BLACK 3022480 VITO	20	29,01 €
	3210160	266	6972538047199	SOLAR LED FLOODLIGHT SOLIGHT-V 3W 6400K (COOL WHITE) 170Lm WITH PIR & PHOTO SENSOR 3,7V 2400mAh 18650 LIΘIOY IP44 BLACK 3210160 VITO	50	14,91 €
	3210150	266	6972538047182	SOLAR LED FLOODLIGHT SOLIGHT-P 4W 6400K (COOL WHITE) 550Lm WITH PIR & PHOTO SENSOR 3,7V 1800mAh 18650 LIΘIOY IP44 BLACK 3210150 VITO	32	17,08 €
	3210180	267	6972538047212	SOLAR LED FLOODLIGHT SOLIGHT-W 1W 6400K (COOL WHITE) 110Lm WITH PIR & PHOTO SENSOR 3,7V 1200mAh 18650 LIΘIOY IP44 BLACK 3210180 VITO	100	8,97 €
	3210170	267	6972538047205	SOLAR LED FLOODLIGHT SOLIGHT-T 1W 6400K (COOL WHITE) 170Lm WITH PIR & PHOTO SENSOR 3,7V 1200mAh 18650 LIΘIOY IP44 BLACK 3210170 VITO	80	8,04 €
	3210190	268	6972538047229	SOLAR LED LIGHTING FIXTURE SOLIGHT-F 3W 6400K (COOL WHITE) 440Lm WITH PHOTO SENSOR & MICROWAVE SENSOR 3,7V 1800mAh 18650 LIΘIOY IP44 BLACK 3210190 VITO	50	13,38 €
	5000470	274	6972538040275	RECHARGABLE TORCH LAMPAS-13 5W+2W 445Lm 6000K (COOL WHITE) BLACK & RED 5000470 VITO	50	9,56 €
	5000430	274	6972538040237	RECHARGABLE TORCH LAMPAS-9 3W 150Lm 6000K (COOL WHITE) BLACK & YELLOW 5000430 VITO	60	6,00 €
	5000450	274	6972538040251	RECHARGABLE TORCH LAMPAS-11 3W 150Lm 6000K (COOL WHITE) BLACK & GREENN 5000450 VITO	80	4,71 €

	5000360	275	6972538040152	RECHARGABLE TORCH LAMPAS-1 25W 500Lm 6000K (COOL WHITE) WHITE & YELLOW 5000360 VITO	40	10,33 €
	5000370	275	6972538040176	RECHARGABLE TORCH LAMPAS-3 6W+0,5W 500Lm 6000K (COOL WHITE) WHITE & YELLOW 5000370 VITO	60	5,27 €
	5000410	275	6972538040213	RECHARGABLE TORCH LAMPAS-7 19W+3W 280Lm 6000K (COOL WHITE) WHITE & GREY 5000410 VITO	60	12,54 €
	5000420	276	6972538040220	RECHARGABLE TORCH LAMPAS-8 3W+1,4W 190Lm 6000K (COOL WHITE) WHITE & GREY 5000420 VITO	80	7,03 €
	5000480	276	6972538045898	RECHARGABLE TORCH FLASH-1 3W 200Lm 6000K (COOL WHITE) ALUMINIUM BLACK 5000480 VITO	96	4,68 €
	5000490	276	6972538045904	LED TORCH FLASH-2 1W 15Lm 6000K (COOL WHITE) RUBBER BLACK 5000490 VITO	96	2,61 €
	5000500	277	6972538045911	LED TORCH FLASH-3 WITH HOOK & MAGNET 3W 200Lm 6000K (COOL WHITE) RUBBER BLACK & ORANGE 5000500 VITO	96	4,20 €
	5000510	277	6972538045928	LED TORCH FLASH-4 WITH HOOK & MAGNET 1W 120Lm 6000K (COOL WHITE) RUBBER BLACK 5000510 VITO	96	4,47 €
	5000520	277	6972538045935	LED RECHARGABLE TORCH ΚΕΦΑΛΗΣ FLASH-5 1W+2W 120Lm 6000K (COOL WHITE) BLACK 5000520 VITO	96	4,82 €
	5200570	278	8680168582949	LED NIGHT LIGHT BEE 3xRLED RGB 5200570 VITO	100	3,05 €
	5200690	278	6972538041944	LED NIGHT LIGHT OWL 5xRLED 6500K (COOL WHITE) 5200690 VITO	100	2,38 €
	5200460	278	8680168582642	LED NIGHT LIGHT SUN 4xRLED 6400K (COOL WHITE) 5200460 VITO	200	1,38 €
	5200430	278	8680168582611	LED NIGHT LIGHT SUN 4xRLED BLUE 5200430 VITO	200	1,38 €
	5200450	278	8680168582635	LED NIGHT LIGHT SUN 4xRLED PINK 5200450 VITO	200	1,38 €
	5200380	279	8697548436365	LED NIGHT LIGHT ROSE 4xRLED 6400K (COOL WHITE) 5200380 VITO	200	1,35 €

	5200350	279	8699187543787	LED NIGHT LIGHT ROSE 4xRLED BLUE 5200350 VITO	200	1,35 €
	5200360	279	8680168582550	LED NIGHT LIGHT ROSE 4xRLED GREEN 5200360 VITO	200	1,35 €
	5200420	279	8680168582604	LED NIGHT LIGHT BUTTERFLY 3xRLED GREEN 5200420 VITO	200	1,35 €
	5200390	279	8680168582574	LED NIGHT LIGHT BUTTERFLY 3xRLED BLUE 5200390 VITO	200	1,35 €
	5200400	279	8680168582581	LED NIGHT LIGHT BUTTERFLY 3xRLED GREEN 5200400 VITO	200	1,35 €
	5200500	279	8680168582680	LED NIGHT LIGHT HEART 3xRLED 6400K (COOL WHITE) 5200500 VITO	200	1,34 €
	5200470	279	8680168582659	LED NIGHT LIGHT HEART 3xRLED BLUE 5200470 VITO	200	1,34 €
	5020090	281	6972538045072	EMERGENCY LED LIGHTING FIXTURE EXIT-30L 2W 6400K (COOL WHITE) Li 3,7V/18650 5020090 VITO	50	7,24 €
	5301600	282	6972538044044	LED RECHARCHABLE DESK LAMP PUPIL 6W 150Lm 3xCCT DIMMABLE USB WHITE 5301600 VITO	60	10,32 €
	5301610	282	6972538044051	LED RECHARCHABLE DESK LAMP PUPIL 6W 150Lm 3xCCT DIMMABLE USB WHITE & GREEN 5301610 VITO	60	10,32 €
	1514430	284	6970233836452	LED BULB FILAMENT LEDISONE-2-CLEAR A60 8W 1000Lm E27 2700K (WARM WHITE) 1514430 VITO	100	2,06 €
	1514440	284	6970233836469	LED BULB FILAMENT LEDISONE-2-CLEAR A60 8W 1016Lm E27 4000K (NATURAL WHITE) 1514440 VITO	100	2,06 €
	1514450	284		LED BULB FILAMENT LEDISONE-2-CLEAR A60 8W 1040Lm E27 6400K (COOL WHITE) 1514450 VITO	100	2,06 €
	1518200	284	6972538042033	LED BULB FILAMENT LEDISONE-2-CLEAR A60 10W 1110Lm E27 2700K (WARM WHITE) 1518200 VITO	100	2,87 €
	1518210	284	6972538042040	LED BULB FILAMENT LEDISONE-2-CLEAR A60 10W 1270Lm E27 4000K (NATURAL WHITE) 1518210 VITO	100	2,87 €

	1514550	284	6970233836575	LED BULB FILAMENT LEDISONE-2-CLEAR G45 4W 520Lm E27 2700K (WARM WHITE) 1514550 VITO	100	1,49 €
	1514560	284	6970233836582	LED BULB FILAMENT LEDISONE-2-CLEAR G45 4W 532Lm E27 4000K (NATURAL WHITE) 1514560 VITO	100	1,49 €
	1514570	284		LED BULB FILAMENT LEDISONE-2-CLEAR G45 4W 532Lm E27 6400K (COOL WHITE ΦΩΣ) 1514570 VITO	100	1,49 €
	1518300	284	6972538042149	LED BULB FILAMENT LEDISONE-2-CLEAR G45 6W 726Lm E27 2700K (WARM WHITE) 1518300 VITO	100	1,68 €
	1518310	284	6972538042132	LED BULB FILAMENT LEDISONE-2-CLEAR G45 6W 738Lm E27 4000K (NATURAL WHITE) 1518310 VITO	100	1,68 €
	1514580	284		LED BULB FILAMENT LEDISONE-2-CLEAR ST64 8W 1000Lm E27 2700K (WARM WHITE) 1514580 VITO	50	2,71 €
	1514590	284		LED BULB FILAMENT LEDISONE-2-CLEAR ST64 8W 1016Lm E27 4000K (NATURAL WHITE) 1514590 VITO	50	2,71 €
	1514600	284		LED BULB FILAMENT LEDISONE-2-CLEAR ST64 8W 1032Lm E27 6400K (COOL WHITE ΦΩΣ) 1514600 VITO	50	2,71 €
	1514610	285		LED BULB FILAMENT LEDISONE-2-CLEAR GLOBE G95 8W 976Lm E27 2700K (WARM WHITE) 1514610 VITO	50	3,33 €
	1514620	285		LED BULB FILAMENT LEDISONE-2-CLEAR GLOBE G95 8W 1000Lm E27 4000K (NATURAL WHITE) 1514620 VITO	50	3,33 €
	1514630	285		LED BULB FILAMENT LEDISONE-2-CLEAR GLOBE G95 8W 1024Lm E27 6400K (COOL WHITE ΦΩΣ) 1514630 VITO	50	3,33 €
	1514460	285	6970233836483	LED BULB FILAMENT LEDISONE-2-CLEAR C35 4W 520Lm E14 2700K (WARM WHITE) 1514460 VITO	100	1,50 €
	1514470	285	6970233836490	LED BULB FILAMENT LEDISONE-2-CLEAR C35 4W 532Lm E14 4000K (NATURAL WHITE) 1514470 VITO	100	1,50 €
	1514480	285		LED BULB FILAMENT LEDISONE-2-CLEAR C35 4W 540Lm E14 6400K (COOL WHITE) 1514480 VITO	100	1,50 €
	1514520	285	6970233836544	LED BULB FILAMENT LEDISONE-2-CLEAR G45 4W 520Lm E14 2700K (WARM WHITE) 1514520 VITO	100	1,49 €

	1514530	285		LED BULB FILAMENT LEDISONE-2-CLEAR G45 4W 532Lm E14 4000K (NATURAL WHITE) 1514530 VITO	100	1,49 €
	1514540	285		LED BULB FILAMENT LEDISONE-2-CLEAR G45 4W 544Lm E14 6400K (COOL WHITE ΦΩΣ) 1514540 VITO		1,49 €
	1518280	285	6972538042101	LED BULB FILAMENT LEDISONE-2-CLEAR G45 6W 726Lm E14 2700K (WARM WHITE) 1518280 VITO	100	1,68 €
	1518290	285	6972538042095	LED BULB FILAMENT LEDISONE-2-CLEAR G45 6W 738Lm E14 4000K (NATURAL WHITE) 1518290 VITO	100	1,68 €
	1519080	285	6972538046499	LED BULB FILAMENT LEDISONE-2-CLEAR G45 6W 750Lm E14 6400K (COOL WHITE) 1519080 VITO	100	1,68 €
	1518340	286	6972538042071	LED BULB FILAMENT LEDISONE-2-CLEAR C35 E14 6W 660Lm DIMMABLE 2700K (WARM WHITE) 1518340 VITO	100	2,29 €
	1518350	286	6972538042088	LED BULB FILAMENT LEDISONE-2-CLEAR C35 E14 6W 666Lm DIMMABLE 4000K (NATURAL WHITE) 1518350 VITO	100	2,29 €
	1518360	286	6972538042118	LED BULB FILAMENT LEDISONE-2-CLEAR G45 E14 6W 660Lm DIMMABLE 2700K (WARM WHITE) 1518360 VITO	100	2,29 €
	1518370	286	6972538042125	LED BULB FILAMENT LEDISONE-2-CLEAR G45 E14 6W 666Lm DIMMABLE 4000K (NATURAL WHITE) 1518370 VITO	100	2,29 €
	1518320	286	6972538042019	LED BULB FILAMENT LEDISONE-2-CLEAR A60 E27 8W 1016Lm DIMMABLE 4000K (NATURAL WHITE) 1518320 VITO	100	2,79 €
	1518330	286	6972538042026	LED BULB FILAMENT LEDISONE-2-CLEAR A60 E27 8W 1040Lm DIMMABLE 6400K (COOL WHITE) 1518330 VITO	100	2,79 €
	1514650	287	6970233836674	LED BULB FILAMENT LEDISONE-2-RETRO C35TW E14 4W 432Lm DIMMABLE 2500K (WARM WHITE) 1514650 VITO	100	2,41 €
	1513910	287	6970233833086	LED BULB FILAMENT LEDISONE-RETRO ST64 E27 8W 880Lm DIMMABLE 2500K (WARM WHITE) 1513910 VITO	50	4,05 €
	1513900	287	6970233833079	LED BULB FILAMENT LEDISONE-RETRO GLOBE G95 E27 8W 880Lm DIMMABLE 2500K (WARM WHITE) 1513900 VITO	50	4,24 €
	1513550	288	6970233831570	LED BULB FILAMENT LEDISONE-RETRO GLOBE G125 8W 880Lm E27 2500K (WARM WHITE) 1513550 VITO	20	5,77 €

	1513530	288	6970233831556	LED BULB FILAMENT LEDISONE-RETRO ST64 8W 880Lm E27 2500K (WARM WHITE) 1513530 VITO	50	3,25 €
	1513540	288	6970233831563	LED BULB FILAMENT LEDISONE-RETRO GLOBE G95 8W 880Lm E27 2500K (WARM WHITE) 1513540 VITO	50	3,86 €
	1519200	289	6972538047144	LED BULB FILAMENT LEDISONE-2-RETRO A60 6W 840Lm E27 2500K (WARM WHITE) 1519200 VITO	100	1,99 €
	1519210	289	6972538047151	LED BULB FILAMENT LEDISONE-2-RETRO A60 4W 568Lm E27 2500K (WARM WHITE) 1519210 VITO	100	1,76 €
	1519220	289	6972538047168	LED BULB FILAMENT LEDISONE-2-RETRO ST64 6W 822Lm E27 2500K (WARM WHITE) 1519220 VITO	100	2,56 €
	1519230	289	6972538047175	LED BULB FILAMENT LEDISONE-2-RETRO G45 2W 300Lm E27 2500K (WARM WHITE) 1519230 VITO	100	1,51 €
	1519170	290	6972538047113	LED BULB FILAMENT VINTAGE ST64 E27 4W 400Lm 2200K (ΠΟΛΥ WARM WHITE) 1519170 VITO	100	4,40 €
	1519180	290	6972538047120	LED BULB FILAMENT VINTAGE G95 E27 4W 428Lm 2200K (ΠΟΛΥ WARM WHITE) 1519180 VITO	50	4,85 €
	1519190	290	6972538047137	LED BULB FILAMENT VINTAGE T30 E27 5W 425Lm 2200K (ΠΟΛΥ WARM WHITE) 1519190 VITO	100	5,20 €
	1519040	291	6972538046451	LED BULB ADVANCE GLOBE G95 E27 14W 1250Lm 4000K (NATURAL WHITE) 1519040 VITO	60	4,94 €
	1519050	291	6972538046468	LED BULB ADVANCE GLOBE G95 E27 14W 1300Lm 6400K (COOL WHITE) 1519050 VITO	60	4,94 €
	1519060	291	6972538046475	LED BULB ADVANCE GLOBE G120 E27 20W 1900Lm 4000K (NATURAL WHITE) 1519060 VITO	60	7,68 €
	1519070	291	6972538046482	LED BULB ADVANCE GLOBE G120 E27 20W 1950Lm 6400K (COOL WHITE) 1519070 VITO	60	7,68 €
	1519660	291	6972538049346	LED BULB HIGH POWER SUPERNOVA T80 E27 20W 1700Lm 6400K (COOL WHITE) 1519660 VITO	20	2,25 €
	1519510	292	6972538049353	LED BULB HIGH POWER SUPERNOVA T100 E27 30W 2550Lm 6400K (COOL WHITE) 1519510 VITO	40	3,13 €

	1519520	292	6972538049360	LED BULB HIGH POWER SUPERNOVA T120 E27 40W 3400Lm 6400K (COOL WHITE) 1519520 VITO	30	4,34 €
	1519530	292	6972538049377	LED BULB HIGH POWER SUPERNOVA T140 E27 50W 4250Lm 6400K (COOL WHITE) 1519530 VITO	20	5,53 €
	1519300	293	6972538048189	LED BULB ADVANCE A60 E27 12W 1032Lm 2700K (WARM WHITE) 1519300 VITO	80	1,68 €
	1519310	293	6972538048196	LED BULB ADVANCE A60 E27 12W 1056Lm 4000K (NATURAL WHITE) 1519310 VITO	80	1,68 €
	1519320	293	6972538048202	LED BULB ADVANCE A60 E27 12W 1080Lm 6000K (COOL WHITE) 1519320 VITO	80	1,68 €
	1519330	293	6972538048219	LED BULB ADVANCE A60 E27 15W 1290Lm 2700K (WARM WHITE) 1519330 VITO	80	2,16 €
	1519340	293	6972538048226	LED BULB ADVANCE A60 E27 15W 1320Lm 4000K (NATURAL WHITE) 1519340 VITO	80	2,16 €
	1519350	293	6972538048233	LED BULB ADVANCE A60 E27 15W 1350Lm 6000K (COOL WHITE) 1519350 VITO	80	2,16 €
	1519360	293	6972538048240	LED BULB ADVANCE A70 E27 18W 1656Lm 2700K (WARM WHITE) 1519360 VITO	80	2,87 €
	1519370	293	6972538048257	LED BULB ADVANCE A70 E27 18W 1692Lm 4000K (NATURAL WHITE) 1519370 VITO	80	2,87 €
	1519380	293	6972538048264	LED BULB ADVANCE A70 E27 18W 1728Lm 6400K (COOL WHITE) 1519380 VITO	80	2,87 €
	1519450	294	6972538048332	LED BULB ADVANCE G45 E27 9W 800Lm 2700K (WARM WHITE) 1519450 VITO	80	1,49 €
	1519460	294	6972538048349	LED BULB ADVANCE G45 E27 9W 816Lm 4000K (NATURAL WHITE) 1519460 VITO	80	1,49 €
	1519470	294	6972538048356	LED BULB ADVANCE G45 E27 9W 832Lm 6400K (COOL WHITE) 1519470 VITO	80	1,49 €
	1519420	294	6972538048301	LED BULB ADVANCE G45 E14 9W 800Lm 2700K (WARM WHITE) 1519420 VITO	80	1,49 €

	1519430	294	6972538048318	LED BULB ADVANCE G45 E14 9W 816Lm 4000K (NATURAL WHITE) 1519430 VITO	80	1,49 €
	1519440	294	6972538048325	LED BULB ADVANCE G45 E14 9W 832Lm 6400K (COOL WHITE) 1519440 VITO	80	1,49 €
	1519390	294	6972538048271	LED BULB ADVANCE CANDLE C38 E14 9W 702Lm 2700K (WARM WHITE) 1519390 VITO	80	1,53 €
	1519400	294	6972538048288	LED BULB ADVANCE CANDLE C38 E14 9W 716Lm 4000K (NATURAL WHITE) 1519400 VITO	80	1,53 €
	1519410	294	6972538048295	LED BULB ADVANCE CANDLE C38 E14 9W 731Lm 6400K (COOL WHITE) 1519410 VITO	80	1,53 €
	1515710	295	6970233839750	LED BULB BASIS A60 E27 9W 783Lm 2700K (WARM WHITE) 1515710 VITO	100	0,86 €
	1515720	295		LED BULB BASIS A60 E27 9W 801Lm 4000K (NATURAL WHITE) 1515720 VITO	100	0,86 €
	1515730	295	6970233839774	LED BULB BASIS A60 E27 9W 819Lm 6400K (COOL WHITE) 1515730 VITO	100	0,86 €
	1515680	295	6970233839781	LED BULB BASIS A60 E27 11.5W 1012Lm 2700K (WARM WHITE) 1515680 VITO	100	1,22 €
	1515690	295		LED BULB BASIS A60 E27 11.5W 1035Lm 4000K (NATURAL WHITE) 1515690 VITO	100	1,22 €
	1515700	295	6970233839804	LED BULB BASIS A60 E27 11.5W 1058Lm 6400K (COOL WHITE) 1515700 VITO	100	1,22 €
	1515560	295	6970233839637	LED BULB BASIS A60 E27 15W 1335Lm 2700K (WARM WHITE) 1515560 VITO	100	1,44 €
	1515570	295		LED BULB BASIS A60 E27 15W 1365Lm 4000K (NATURAL WHITE) 1515570 VITO	100	1,44 €
	1515580	295	6970233839651	LED BULB BASIS A60 E27 15W 1395Lm 6400K (COOL WHITE) 1515580 VITO	100	1,44 €
	1515410	295		LED BULB BASIS STICK T37 E27 9W 675Lm 2700K (WARM WHITE) 1515410 VITO	96	1,91 €

	1515420	295		LED BULB BASIS STICK T37 E27 9W 702Lm 4000K (NATURAL WHITE) 1515420 VITO	96	1,91 €
	1515430	295		LED BULB BASIS STICK T37 E27 9W 720Lm 6400K (COOL WHITE) 1515430 VITO	96	1,91 €
	1518890	295	6972538046109	LED BULB BASIS G45 E27 5W 390Lm 2700K (WARM WHITE) 1518890 VITO	100	0,85 €
	1518900	295	6972538046116	LED BULB BASIS G45 E27 5W 403Lm 4000K (NATURAL WHITE) 1518900 VITO	100	0,85 €
	1518910	295	6972538046123	LED BULB BASIS G45 E27 5W 416Lm 6400K (COOL WHITE) 1518910 VITO	100	0,85 €
	1515620	295	6970233839699	LED BULB BASIS G45 E27 7W 507Lm 2700K (WARM WHITE) 1515620 VITO	100	0,91 €
	1515630	295	6970233839705	LED BULB BASIS G45 E27 7W 520Lm 4000K (NATURAL WHITE) 1515630 VITO	100	0,91 €
	1515640	295	6970233839712	LED BULB BASIS G45 E27 7W 533Lm 6400K (COOL WHITE) 1515640 VITO	100	0,91 €
	1518860	296	6972538046079	LED BULB BASIS G45 E14 5W 390Lm 2700K (WARM WHITE) 1518860 VITO	100	0,85 €
	1518870	296	6972538046086	LED BULB BASIS G45 E14 5W 403Lm 4000K (NATURAL WHITE) 1518870 VITO	100	0,85 €
	1518880	296	6972538046093	LED BULB BASIS G45 E14 5W 416Lm 6400K (COOL WHITE) 1518880 VITO	100	0,85 €
	1515740	296	6970233839811	LED BULB BASIS G45 E14 7W 507Lm 2700K (WARM WHITE) 1515740 VITO	100	0,92 €
	1515750	296	6970233839828	LED BULB BASIS G45 E147 W 520Lm 4000K (NATURAL WHITE) 1515750 VITO	100	0,92 €
	1515760	296	6970233839835	LED BULB BASIS G45 E14 7W 533Lm 6400K (COOL WHITE) 1515760 VITO	100	0,92 €
	1513950	296	6970233833918	LED BULB BASIS CANDLE C37 E14 3,3W 243Lm 2700K (WARM WHITE) 1513950 VITO	96	0,83 €








	1513970	296	6970233833932	LED BULB BASIS CANDLE C37 E14 3,3W 264Lm 6400K (COOL WHITE) 1513970 VITO	96	0,83 €
	1518920	296	6972538046130	LED BULB BASIS CANDLE C37 E14 5W 390Lm 2700K (WARM WHITE) 1518920 VITO	100	0,85 €
	1518930	296	6972538046147	LED BULB BASIS CANDLE C37 E14 5W 403Lm 4000K (NATURAL WHITE) 1518930 VITO	100	0,85 €
	1518940	296	6972538046154	LED BULB BASIS CANDLE C37 E14 5W 416Lm 6400K (COOL WHITE) 1518940 VITO	100	0,85 €
	1515590	296	6970233839668	LED BULB BASIS CANDLE C37 E14 7W 507Lm 2700K (WARM WHITE) 1515590 VITO	100	0,91 €
	1515600	296		LED BULB BASIS CANDLE C37 E14 7W 520Lm 4000K (NATURAL WHITE) 1515600 VITO	100	0,91 €
	1515610	296	6970233839682	LED BULB BASIS CANDLE C37 E14 7W 533Lm 6400K (COOL WHITE) 1515610 VITO	100	0,91 €
	1516050	296		LED BULB BASIS CANDLE C37T E14 7W 507Lm 2700K (WARM WHITE) 1516050 VITO	100	1,02 €
	1516060	296		LED BULB BASIS CANDLE C37T E14 7W 520Lm 4000K (NATURAL WHITE) 1516060 VITO	100	1,02 €
	1516070	296	6970233839989	LED BULB BASIS CANDLE C37T E14 7W 533Lm 6400K (COOL WHITE) 1516070 VITO	100	1,02 €
	1519020	297	6972538046420	LED BULB ADVANCE WITH PHOTO SENSOR A60 E27 9W 810Lm 4000K (NATURAL WHITE) 1519020 VITO	80	3,75 €
	1519030	297	6972538046437	LED BULB ADVANCE WITH PHOTO SENSOR A60 E27 9W 835Lm 6400K (COOL WHITE) 1519030 VITO	80	3,75 €
	1518550	297	6972538043696	LED BULB ADVANCE WITH PIR SENSOR A60 E27 11W 1045Lm 4000K (NATURAL WHITE) 1518550 VITO	50	4,62 €
	1518730	297	6972538044570	LED BULB BASIS MOSQUITO A60 E27 9W 630Lm 1700K WAVELENGTH 600Nm 1518730 VITO	100	2,03 €
	1512930	298	8699187544296	LED BULB REFLED-2 R63 E27 9W 756Lm 2700K (WARM WHITE) 1512930 VITO	50	2,19 €


	1512940	298	8699187544302	LED BULB REFLED-2 R63 E27 9W 828Lm 4000K (NATURAL WHITE) 1512940 VITO	50	2,19 €
	1512950	298	8699187544319	LED BULB REFLED-2 R63 E27 9W 846Lm 6400K (COOL WHITE) 1512950 VITO	50	2,19 €
	1512840	298	8699187544203	LED BULB REFLED-2 R50 E14 7.7W 662Lm 2700K (WARM WHITE) 1512840 VITO	50	1,86 €
	1512850	298	8699187544210	LED BULB REFLED-2 R50 E14 7.7W 678Lm 4000K (NATURAL WHITE) 1512850 VITO	50	1,84 €
	1512860	298	8699187544227	LED BULB REFLED-2 R50 E14 7.7W 693Lm 6400K (COOL WHITE) 1512860 VITO	50	1,86 €
	1519670	298		LED BULB ADVANCE PAR16 GU10 6W 504Lm 2700K (WARM WHITE) 38o 1519670 VITO	100	1,41 €
	1519680	298		LED BULB ADVANCE PAR16 GU10 6W 515Lm 4000K (NATURAL WHITE) 38o 1519680 VITO	100	1,41 €
	1519690	298	6970233835011	LED BULB ADVANCE PAR16 GU10 6W 525Lm 6400K (COOL WHITE) 38o 1519690 VITO	100	1,41 €
	1519700	299	6970233837800	LED BULB BASIS GU10 5W 395Lm 2700K (WARM WHITE) 1519700 VITO	100	1,03 €
	1519710	299	6970233837817	LED BULB BASIS GU10 5W 405Lm 4000K (NATURAL WHITE) 1519710 VITO	100	1,03 €
	1519720	299	6970233837824	LED BULB BASIS GU10 5W 415Lm 6400K (COOL WHITE) 1519720 VITO	100	1,03 €
	1515650	299	6970233839729	LED BULB BASIS PAR16 GU10 7W 514Lm 2700K (WARM WHITE) 1515650 VITO	100	1,11 €
	1515660	299	6970233839736	LED BULB BASIS PAR16 GU10 7W 527Lm 4000K (NATURAL WHITE) 1515660 VITO	100	1,11 €
	1515670	299	6970233839743	LED BULB BASIS PAR16 GU10 7W 540Lm 6400K (COOL WHITE) 1515670 VITO	100	1,11 €
	1519480	299	6972538048363	LED BULB ADVANCE PAR16 GU10 9W 756Lm 2700K (WARM WHITE) 1519480 VITO	80	1,72 €

	1519490	299	6972538048370	LED BULB ADVANCE PAR16 GU10 9W 772Lm 4000K (NATURAL WHITE) 1519490 VITO	80	1,72 €
	1519500	299	6972538049346	LED BULB ADVANCE PAR16 GU10 9W 788Lm 6400K (COOL WHITE) 1519500 VITO	80	1,72 €
	1513850	299	6970233833116	(WARM WHITE) 1513850 VITOLED BULB SPOTLED-2 6W GU10 414Lm 38o DIMMABLE 2700K (WARM WHITE) 1513850 VITOLED BULB SPOTLED-2 6W GU10 414Lm 38o DIMMABLE 2700K (WARM WHITE) 1513850 VITOLED BULB SPOTLED-2 6W GU10 414Lm 38o	72	3,02 €
	1513840	299	6970233833109	DIMMABLE 4000K (NATURAL WHITE) 1513840 VITOLED BULB SPOTLED-2 6W GU10 426Lm 38o DIMMABLE 4000K (NATURAL WHITE) 1513840 VITOLED BULB SPOTLED-2 6W GU10 426Lm 38o DIMMABLE 4000K (NATURAL WHITE) 1513840 VITOLED BULB SPOTLED-2 6W GU10 426Lm 38o	72	3,02 €
	1513830	299	6970233833093	(COOL WHITE) 1513830 VITOLED BULB SPOTLED-2 6W GU10 438Lm 38o DIMMABLE 6400K (COOL WHITE) 1513830 VITOLED BULB SPOTLED-2 6W GU10 438Lm 38o DIMMABLE 6400K (COOL WHITE) 1513830 VITOLED BULB SPOTLED-2 6W GU10 438Lm 38o	72	3,02 €
	1514280	300	6970233834304	LED BULB BASIS GU5.3 3.3W 244Lm 2700K (WARM WHITE) 220V 1514280 VITO	96	0,94 €
	1514290	300	6970233834311	LED BULB BASIS GU5.3 3.3W 257Lm 4000K (NATURAL WHITE) 220V 1514290 VITO	96	0,94 €
	1514300	300	6970233834328	LED BULB BASIS GU5.3 3.3W 264Lm 6400K (COOL WHITE) 220V 1514300 VITO	96	0,94 €
	1515770	300	6970233839842	LED BULB BASIS MR16 7W GU5.3 514Lm 2700K (WARM WHITE) 220V 1515770 VITO	100	1,11 €
	1515780	300	6970233839859	LED BULB BASIS MR16 7W GU5.3 527Lm 4000K (NATURAL WHITE) 220V 1515780 VITO	100	1,11 €
	1515790	300	6970233839866	LED BULB BASIS MR16 7W GU5.3 540Lm 6400K (COOL WHITE) 220V 1515790 VITO	100	1,11 €
	1501140	300	6970233832720	LED BULB OPTILED GU5.3 MR16 3.5W 280Lm 2700K (WARM WHITE) 12VDC 1501140 VITO	60	1,76 €
	1501150	300	6970233832737	LED BULB OPTILED GU5.3 MR16 3.5W 288Lm 4000K (NATURAL WHITE) 12VDC 1501150 VITO	60	1,76 €
	1501160	300	6970233832744	LED BULB OPTILED GU5.3 MR16 3.5W 300Lm 6400K (COOL WHITE) 12VDC 1501160 VITO	60	1,76 €
	1513700	300	6970233832690	LED BULB SPOTLED-2 GU5.3 MR16 6W 486Lm 2700K (WARM WHITE) 12VDC 1513700 VITO	72	1,91 €

	1513710	300	6970233832706	LED BULB SPOTLED-2 GU5.3 MR16 6W 508Lm 4000K (NATURAL WHITE) 12VDC 1513710 VITO	72	1,91 €
	1513720	300	6970233832713	LED BULB SPOTLED-2 GU5.3 MR16 6W 528Lm 6400K (COOL WHITE) 12VDC 1513720 VITO	72	1,91 €
	1518700	301	6972538044129	SMART LED BULB SAGA A60 E27 10W 850Lm RGB+CCT WiFi 1518700 VITO	100	8,91 €
	1518710	301	6972538044136	SMART LED BULB SAGA GU10 6W 450Lm RGB+CCT WiFi 1518710 VITO	100	9,06 €
	1518720	301	6972538044143	SMART LED BULB SAGA GLOBE G95 E27 14W 1260Lm RGB+CCT WiFi 1518720 VITO	100	12,19 €
	1519730	302		LED BULB CANDLE FLAMMY E14 C37T 4W 120Lm 1400K FLAME FUNCTION WITH GRAVITY 1519730 VITO		5,11 €
	1519740	302		LED BULB FLAMMY E27 T60 5W 250Lm 1400K FLAME FUNCTION WITH GRAVITY 1519740 VITO		6,08 €
	1501520	303	6970233830207	LED BULB COLORLED G45 E27 2W 120Lm 2700K (WARM WHITE) 1501520 VITO	100	0,52 €
	1501530	303	6970233830214	LED BULB COLORLED G45 E27 2W 120Lm 6400K (COOL WHITE) 1501530 VITO	100	0,52 €
	1501540	303	6970233830221	LED BULB COLORLED G45 E27 2W 120Lm RED 1501540 VITO	100	0,52 €
	1501550	303	6970233830238	LED BULB COLORLED G45 E27 2W 120Lm GREEN 1501550 VITO	100	0,52 €
	1501560	303	6970233830245	LED BULB COLORLED G45 E27 2W 120Lm YELLOW 1501560 VITO	100	0,52 €
	1501570	303	6970233830252	LED BULB COLORLED G45 E27 2W 120Lm BLUE 1501570 VITO	100	0,52 €
	1501630	303	6970233830313	LED BULB COLORLED G60 E27 3W 180Lm 2700K (WARM WHITE) 1501630 VITO	100	0,76 €
	1501640	303	6970233830320	LED BULB COLORLED G60 E27 3W 180Lm 6400K (COOL WHITE) 1501640 VITO	100	0,76 €


	1501650	303	6970233830337	LED BULB COLORLED G60 E27 3W 180Lm 6400K RED 1501650 VITO	100	0,76 €
	1501660	303	6970233830344	LED BULB COLORLED G60 E27 3W 180Lm 2700K GREEN 1501660 VITO	100	0,76 €
	1501670	303	6970233830351	LED BULB COLORLED G60 E27 3W 180Lm 6400K YELLOW 1501670 VITO	100	0,76 €
	1501580	304	6970233830269	LED BULB COLORLED ST4 E27 2,5W 150Lm 2700K (WARM WHITE) 1501580 VITO	100	0,67 €
	1501590	304	6970233830276	LED BULB COLORLED ST4 E27 2,5W 150Lm 6400K (COOL WHITE) 1501590 VITO	100	0,67 €
	1501600	304	6970233830283	LED BULB COLORLED ST4 E27 2,5W 150Lm RED 1501600 VITO	100	0,67 €
	1501610	304	6970233830290	LED BULB COLORLED ST4 E27 2,5W 150Lm GREEN 1501610 VITO	100	0,67 €
	1501620	304	6970233830306	LED BULB COLORLED ST4 E27 2,5W 150Lm YELLOW 1501620 VITO	100	0,67 €
	1513560	305	6970233831587	LED BULB CAPSULED-2 G9 3W 290Lm 2700K (WARM WHITE) DIMMABLE 1513560 VITO	500	1,68 €
	1514420	305	6970233836391	LED BULB CAPSULED-2 G9 3W 294Lm 4000K (NATURAL WHITE) DIMMABLE 1514420 VITO	500	1,68 €
	1513570	305	6970233831594	LED BULB CAPSULED-2 G9 3W 300Lm 6400K (COOL WHITE) DIMMABLE 1513570 VITO	500	1,68 €
	1515440	305	6970233839132	LED BULB CAPSULED-2 G9 3.2W 325Lm 2700K (WARM WHITE) 1515440 VITO	500	1,95 €
	1515450	305	6970233839149	LED BULB CAPSULED-2 G9 3.2W 336Lm 4000K (NATURAL WHITE) 1515450 VITO	500	1,95 €
	1515460	305	6970233839156	LED BULB CAPSULED-2 G9 3.2W 345Lm 6400K (COOL WHITE) 1515460 VITO	500	1,95 €
	1519240	305	6972538048035	LED BULB CAPSULED-2 G9 4W 432Lm 2700K (WARM WHITE) 1519240 VITO	500	2,03 €

	1519250	305	6972538048042	LED BULB CAPSULED-2 G9 4W 444Lm 4000K (NATURAL WHITE) 1519250 VITO	500	2,03 €
	1519260	305	6972538048059	LED BULB CAPSULED-2 G9 4W 456Lm 6400K (COOL WHITE) 1519260 VITO	500	2,03 €
	1518980	306	6972538046192	LED BULB CAPSULED-2 G9 6W 579Lm 2700K (WARM WHITE) 1518980 VITO	500	2,63 €
	1518990	306	6972538046208	LED BULB CAPSULED-2 G9 6W 593Lm 4000K (NATURAL WHITE) 1518990 VITO	500	2,63 €
	1519000	306	6972538046215	LED BULB CAPSULED-2 G9 6W 607Lm 6400K (COOL WHITE) 1519000 VITO	500	2,63 €
	1517830	306	6972538041449	LED BULB CAPSULED-2 G9 7.2W 720Lm 2700K (WARM WHITE) 1517830 VITO	500	2,83 €
	1517800	306	6972538041418	LED BULB CAPSULED-2 G9 8W 920Lm 2700K (WARM WHITE) 1517800 VITO	500	3,17 €
	1517810	306	6972538041425	LED BULB CAPSULED-2 G9 8W 960Lm 4000K (NATURAL WHITE) 1517810 VITO	500	3,17 €
	1517820	306	6972538041432	LED BULB CAPSULED-2 G9 8W 1000Lm 6400K (COOL WHITE) 1517820 VITO	500	3,17 €
	1519120	307	6972538046932	LED BULB CAPSULED-2 G4 2W 170Lm 2700K (WARM WHITE) SMD 12V 1519120 VITO	500	1,95 €
	1513750	307	6970233832928	LED BULB CAPSULED-2 G4 2,5W 200Lm 2700K (WARM WHITE) DIMMABLE 220V 1513750 VITO	500	1,66 €
	1518690	307	6972538044020	LED BULB CAPSULED-2 G4 2,5W 215Lm 4000K (NATURAL WHITE) DIMMABLE 220V 1518690 VITO	500	1,66 €
	1519130	307	6972538046949	LED BULB CAPSULED-2 G4 2W 175Lm 4000K (NATURAL WHITE) SMD 12V 1519130 VITO	500	1,95 €
	1519140	307	6972538046956	LED BULB CAPSULED-2 G4 2W 180Lm 6400K (COOL WHITE) SMD 12V 1519140 VITO	500	1,95 €
	1100011	307	8697451404659	ECO HALOGEN BULB R7S 100W 78MM 2800K (WARM WHITE) 1100011 VITO	500	0,63 €
















	1100031	307	8697451404666	ECO HALOGEN BULB R7S 150W 78MM 2800K (WARM WHITE) 1100031 VITO	500	0,64 €
	1100051	307	8697451404673	ECO HALOGEN BULB R7S 200W 118MM 2800K (WARM WHITE) 1100051 VITO	500	0,65 €
	1100071	307	8697451404680	ECO HALOGEN BULB R7S 300W 118MM 2800K (WARM WHITE) 1100071 VITO	500	0,65 €
	1100091	307	8697451404697	ECO HALOGEN BULB R7S 500W 118MM 2800K (WARM WHITE) 1100091 VITO	500	0,65 €
	1600310	308	6970233832485	LED BULB T8 G13 10W 1000Lm 4000K (NATURAL WHITE) 600mm SINGLE ENDED 1600310 VITO	30	2,06 €
	1600320	308	6970233832492	LED BULB T8 G13 10W 1000Lm 6500K (COOL WHITE) 600mm SINGLE ENDED 1600320 VITO	30	2,06 €
	1600800	308	6972538046222	LED BULB T8 G13 14W 1456Lm 6500K (COOL WHITE) 900mm SINGLE ENDED 1600800 VITO	30	2,51 €
	1600340	308	6970233832515	LED BULB T8 G13 20W 1880Lm 4000K (NATURAL WHITE) 1200mm SINGLE ENDED 1600340 VITO	30	2,68 €
	1600350	308	6970233832522	LED BULB T8 G13 20W 1920Lm 6500K (COOL WHITE) 1200mm SINGLE ENDED 1600350 VITO	30	2,68 €
	1600370	308	6970233832546	LED BULB T8 G13 24W 2400Lm 4000K (NATURAL WHITE) 1500mm SINGLE ENDED 1600370 VITO	30	4,13 €
	1600380	308	6970233832553	LED BULB T8 G13 24W 2448Lm 6500K (COOL WHITE) 1500mm SINGLE ENDED 1600380 VITO	30	4,13 €
	1600710	308	6972538041883	LED BULB T8 G13 10W 1000Lm 4000K (NATURAL WHITE) 600mm DOUBLE ENDED 1600710 VITO	30	2,06 €
	1600720	308	6972538041890	LED BULB T8 G13 10W 1000Lm 6500K (COOL WHITE) 600mm DOUBLE ENDED 1600720 VITO	30	2,06 €
	1600740	308	6972538041913	LED BULB T8 G13 20W 1880Lm 4000K (NATURAL WHITE) 1200mm DOUBLE ENDED 1600740 VITO	30	2,68 €
	1600750	308	6972538041920	LED BULB T8 G13 20W 1920Lm 6500K (COOL WHITE) 1200mm DOUBLE ENDED 1600750 VITO	30	2,68 €
















	1600770	308	6972538041920	LED BULB T8 G13 24W 2400Lm 4000K (NATURAL WHITE) 1500mm DOUBLE ENDED 1600770 VITO	30	4,13 €
	1600780	308	6972538041937	LED BULB T8 G13 24W 2448Lm 6500K (COOL WHITE) 1500mm DOUBLE ENDED 1600780 VITO	30	4,13 €
	8006640	316	8698553613390	RUBBER PLUG SCHUKO 1 POSITION WITH NO CABLE BLACK WATERPROOF IP44 8006640 VITO	40	1,85 €
	8006650	316	8698553613406	GROUP SOCKET SCHUKO RUBBER 2 POSITIONS WITH NO CABLE BLACK WATERPROOF IP44 8006650 VITO	20	2,94 €
	8006660	316	8698553613413	GROUP SOCKET SCHUKO ΚΑΟΥΤΣΟΥΚΕ 2 POSITIONS WITH NO CABLE BLACK / RED WATERPROOF IP44 8006650 VITO	20	3,23 €
	8006670	316	8698553613420	GROUP SOCKET SCHUKO RUBBER 3 POSITIONS WITH NO CABLE BLACK WATERPROOF IP44 8006670 VITO	32	3,52 €
	8006680	316	8698553613437	GROUP SOCKET SCHUKO ΚΑΟΥΤΣΟΥΚΕ 3 POSITIONS WITH NO CABLE BLACK / RED WATERPROOF IP44 8006680 VITO	32	3,86 €
	8006250	317	8698553610689	TRIPLE ADAPTER SCHUKO 45o WHITE 16A 8006250 VITO	42	3,55 €
	8006270	317	8698553610702	DOUBLE ADAPTER SCHUKO ΣΤΡΟΓΓΥΛΟΣ WHITE 16A 8006270 VITO	28	2,95 €
	8006280	317	8698553610719	SINGLE ADAPTER SCHUKO 45o WITH SWITCH WHITE 16A 8006280 VITO	36	4,74 €
	8006230	318	8698553610641	TRIPLE ADAPTER SCHUKO 45o ROUND WHITE 16A 8006230 VITO	20	2,79 €
	8006240	318	8698553610658	TRIPLE ADAPTER SCHUKO 45o TRIANGLE WHITE 16A 8006240 VITO	30	3,26 €
	8006500	319	8698553611013	MALE PLUG SCHUKO IP20 WHITE 8006500 VITO	100	0,82 €
	8006510	319	8698553611020	MALE PLUG SCHUKO IP20 BLACK 8006510 VITO	100	0,82 €
	8006480	319	8698553610993	MALE PLUG SCHUKO IP20 WHITE 8006480 VITO	100	0,82 €

	8006490	319	8698553611006	MALE PLUG SCHUKO IP20 BLACK 8006490 VITO	100	0,82 €
	8006530	319	8698553611044	MALE PLUG SCHUKO WITH HANGER IP20 BLACK 8006530 VITO	100	0,82 €
	8006520	319	8698553611037	MALE PLUG SCHUKO WITH HANGER IP20 WHITE 8006520 VITO	100	0,82 €
	8006550	320	8698553611075	MALE PLUG SCHUKO WITH SWITCH WHITE IP20 8006550 VITO	50	2,68 €
	8006450	320	8698553610962	RUBBER PLUG SCHUKO MALE IP54 BLACK 8006450 VITO	60	1,08 €
	8006470	320	8698553610986	MALE PLUG SCHUKO WITH HANGER IP20 BLACK 8006470 VITO	60	1,11 €
	8006460	321	8698553610979	RUBBER PLUG SCHUKO FEMALE IP54 BLACK 8006460 VITO	50	1,35 €
	8006600	321	8698553611143	SOCKET FEMALE SCHUKO WHITE IP20 8006600 VITO	50	0,99 €
	8006610	321	8698553611150	SOCKET FEMALE PLUG BLACK IP20 8006610 VITO	50	0,99 €
	8006540	321	8698553611051	UNIVERSAL ADAPTER SCHUKO 16A WHITE 8006540 VITO	100	1,25 €
	8006620		8698553611167	INLINE SWITCH WHITE IP20 8006620 VITO	150	0,73 €
	7200030	323	8697451407353	TERMINAL BLOCK 3A 4mm2 PLASTIC 7200030 VITO	1200	0,47 €
	7200040	323	8697451407360	TERMINAL BLOCK 5A 6mm2 PLASTIC 7200040 VITO	1200	0,48 €
	7200010	323	8697451407377	TERMINAL BLOCK 10A 10mm2 PLASTIC 7200010 VITO	1000	0,63 €
	7200020	323	8697451407384	TERMINAL BLOCK 30A 16mm2 PLASTIC 7200020 VITO	300	1,07 €















	7200050	323	8697451407391	TERMINAL BLOCK 60A 25mm2 PLASTIC 7200050 VITO	200	1,84 €
	7200100	324	6972538043641	PLASTIC TERMINAL BLOCK EASY CONNECTION 2 POSITIONS 32A 450V 0,5-4mm 7200100 VITO	2400	0,12 €
	7200110	324	6972538043658	PLASTIC TERMINAL BLOCK EASY CONNECTION 3 POSITIONS 32A 450V 0,5-4mm 7200110 VITO	2400	0,15 €
	7200120	324	6972538043665	PLASTIC TERMINAL BLOCK EASY CONNECTION 5 POSITIONS 32A 450V 0,5-4mm 7200120 VITO	1200	0,29 €
	7200060	324	6972538043603	PLASTIC TERMINAL BLOCK EASY CONNECTION 2 POSITIONS 24A 300V 0,5-2,5mm 7200060 VITO	2400	0,10 €
	7200070	324	6972538043610	PLASTIC TERMINAL BLOCK EASY CONNECTION 3 POSITIONS 24A 300V 0,5-2,5mm 7200070 VITO	2400	0,11 €
	7200080	324	6972538043627	PLASTIC TERMINAL BLOCK EASY CONNECTION 5 POSITIONS 24A 300V 0,5-2,5mm 7200080 VITO	1200	0,13 €
	7200090	325	6972538043634	PLASTIC TERMINAL BLOCK EASY CONNECTION 4 POSITIONS 24A 300V 0,5-2,5mm 7200090 VITO	2400	0,11 €
	7500090	325	6972538046338	INSULATION TAPE 10m RED FIRE RETARDANT 7500090 VITO	200	0,38 €
	7500100	325	6972538046345	INSULATION TAPE 10m MPAE FIRE RETARDANT 7500100 VITO	200	0,38 €
	7500070	325	6972538046314	INSULATION TAPE 10m WHITE FIRE RETARDANT 7500070 VITO	200	0,38 €
	7500080	325	6972538046321	INSULATION TAPE 10m BLACK FIRE RETARDANT 7500080 VITO	200	0,38 €
	7500130	325	6972538046376	INSULATION TAPE 20m RED FIRE RETARDANT 7500130 VITO	200	0,87 €
	7500140	325	6972538046383	INSULATION TAPE 20m MPAE FIRE RETARDANT 7500140 VITO	200	0,87 €
	7500110	325	6972538046352	INSULATION TAPE 20m WHITE FIRE RETARDANT 7500110 VITO	200	0,87 €

	7500120	325	6972538046369	INSULATION TAPE 20m BLACK FIRE RETARDANT 7500120 VITO	200	0,87 €
	7500150	325	6972538046390	INSULATION TAPE 20m YELOW/GREEN FIRE RETARDANT 7500150 VITO	200	0,99 €
	7600020	326	8697548439113	CABLE NAIL CLIPS 100PCS No1 5mm 7600020 VITO	400	0,55 €
	7600140	326	8697548439120	CABLE NAIL CLIPS 100PCS No1,5 6mm 7600140 VITO	400	0,72 €
	7600030	326	8697548439137	CABLE NAIL CLIPS 100PCS No2 7mm 7600030 VITO	300	0,74 €
	7600150	326	8697548439144	CABLE NAIL CLIPS 100PCS No2,5 8mm 7600150 VITO	300	0,83 €
	7600040	326	8697548439151	CABLE NAIL CLIPS 100PCS No3 9mm 7600040 VITO	200	0,89 €
	7600050	326	8697548439168	CABLE NAIL CLIPS 100PCS No4 10mm 7600050 VITO	200	0,98 €
	7600070	326	8697548439175	CABLE NAIL CLIPS 100PCS No5 12mm 7600070 VITO	100	1,22 €
	7600090	326	8697548439182	CABLE NAIL CLIPS 100PCS No6 14mm 7600090 VITO	50	1,81 €
	7100210	327	6972538047496	CABLE TIES 2,5x100 WHITE BLISTER OF 100 PCS 7100210 VITO	200	0,35 €
	7100220	327	6972538047502	CABLE TIES 2,5x100 BLACK WITH UV PROTECTIVE FILM BLISTER OF 100 PCS 7100220 VITO	200	0,35 €
	7100230	327	6972538047519	CABLE TIES 2,5x150 WHITE BLISTER OF 100 PCS 7100230 VITO	200	0,50 €
	7100240	327	6972538047526	CABLE TIES 2,5x150 BLACK WITH UV PROTECTIVE FILM BLISTER OF 100 PCS 7100240 VITO	200	0,50 €
	7100250	327	6972538047533	CABLE TIES 2,5x200 WHITE BLISTER OF 100 PCS 7100250 VITO	200	0,67 €














	7100260	327	6972538047540	CABLE TIES 2,5x200 BLACK WITH UV PROTECTIVE FILM BLISTER OF 100 PCS 7100260 VITO	200	0,67 €
	7100270	327	6972538047557	CABLE TIES 3,6x100 WHITE BLISTER OF 100 PCS 7100270 VITO	100	0,78 €
	7100280	327	6972538047564	CABLE TIES 3,6x100 BLACK WITH UV PROTECTIVE FILM BLISTER OF 100 PCS 7100280 VITO	100	0,78 €
	7100290	327	6972538047571	CABLE TIES 3,6x200 WHITE BLISTER OF 100 PCS 7100290 VITO	100	0,96 €
	7100300	327	6972538047588	CABLE TIES 3,6x200 BLACK WITH UV PROTECTIVE FILM BLISTER OF 100 PCS 7100300 VITO	100	0,96 €
	7100310	327	6972538047595	CABLE TIES 3,6x300 WHITE BLISTER OF 100 PCS 7100310 VITO	60	1,48 €
	7100320	327	6972538047601	CABLE TIES 3,6x300 BLACK WITH UV PROTECTIVE FILM BLISTER OF 100 PCS 7100320 VITO	60	1,48 €
	7100330	327	6972538047618	CABLE TIES 4,6x200 WHITE BLISTER OF 100 PCS 7100330 VITO	60	1,36 €
	7100340	327	6972538047625	CABLE TIES 4,6x200 BLACK WITH UV PROTECTIVE FILM BLISTER OF 100 PCS 7100340 VITO	60	1,36 €
	7100350	327	6972538047632	CABLE TIES 4,8x250 WHITE BLISTER OF 100 PCS 7100350 VITO	60	1,64 €
	7100360	327	6972538047649	CABLE TIES 4,8x250 BLACK WITH UV PROTECTIVE FILM BLISTER OF 100 PCS 7100360 VITO	60	1,64 €
	7100370	327	6972538047656	CABLE TIES 4,6x300 WHITE BLISTER OF 50 PCS 7100370 VITO	100	1,11 €
	7100380	327	6972538047663	CABLE TIES 4,6x300 BLACK WITH UV PROTECTIVE FILM BLISTER OF 50 PCS 7100380 VITO	100	1,11 €
	7100390	327	6972538047670	CABLE TIES 4,8x350 WHITE BLISTER OF 50 PCS 7100390 VITO	60	1,35 €
	7100400	327	6972538047687	CABLE TIES 4,8x350 BLACK WITH UV PROTECTIVE FILM BLISTER OF 50 PCS 7100400 VITO	60	1,35 €

	7100410	327	6972538047694	CABLE TIES 7,0x350 WHITE BLISTER OF 25 PCS 7100410 VITO	50	1,29 €
	7100420	327	6972538047700	CABLE TIES 7,0x350 BLACK WITH UV PROTECTIVE FILM BLISTER OF 25 PCS 7100420 VITO	50	1,29 €
	7100430	327	6972538047717	CABLE TIES 7,0x500 WHITE BLISTER OF 25 PCS 7100430 VITO	50	1,81 €
	7100440	327	6972538047724	CABLE TIES 7,0x500 BLACK WITH UV PROTECTIVE FILM BLISTER OF 25 PCS 7100440 VITO	50	1,81 €
	7100450	327	6972538047731	SET OF CABLE TIES 2,5x100 & 3,5x200 IN VARIANT OF COLORS PACKAGE OF 300 PCS 7100450 VITO	50	3,49 €
	7100460	327	6972538047748	FIXED BASES FOR CABLE TIES 5mm WHITE BLISTER OF 50 PCS 7100460 VITO	50	0,97 €
	7100470	327	6972538047755	FIXED BASES FOR CABLE TIES 5mm BLACK WITH UV PROTECTIVE FILM BLISTER OF 50 PCS 7100470 VITO	50	0,97 €
	7100480	327	6972538047762	FIXED BASES FOR CABLE TIES 9mm WHITE BLISTER OF 25 PCS 7100480 VITO	50	1,68 €
	7100490	327	6972538047779	FIXED BASES FOR CABLE TIES 9mm BLACK WITH UV PROTECTIVE FILM BLISTER OF 25 PCS 7100490 VITO	50	1,68 €
	ISI-454002230302230	328	8698553610221	ABS DISTRIBUTION BOX 220x300x150mm ISI-454002230302230 VITO	12	15,95 €
	ISI-455003040302231	328	8698553610290	ABS DISTRIBUTION BOX 300x400x150mm ISI-465003040302231 VITO	6	26,82 €
	ISI-455004060302236	328	8698553610337	ABS DISTRIBUTION BOX 400x600x200mm ISI-465004060302236 VITO	2	44,77 €
	ISI-454002233302233	329	8698553610351	ABS DISTRIBUTION BOX WITH SEMI TRANSPARENT DOOR 220x300x150mm ISI-454002233302233 VITO	12	17,90 €
	ISI-455003040302232	329	8698553610382	ABS DISTRIBUTION BOX WITH SEMI TRANSPARENT DOOR 300x400x150mm ISI-465003040302232 VITO	6	30,61 €
	ISI-510008585102200	330	8698553610573	JUNCTION BOX 85x85mm IP20 ISI-540008585102200 VITO	192	0,74 €

	ISI-55400090302213	330	8698553610580	JUNCTION BOX Φ90mm IP40 ISI-55400090302213 VITO	240	0,88 €
	ISI-554001111302210	330	8698553610603	JUNCTION BOX 110x110x70mm IP54 ISI-554001111302210 VITO	100	1,81 €
	ISI-554001118302211	331	8698553610610	JUNCTION BOX 110x180x70mm IP54 ISI-554001118302211 VITO	60	3,17 €
	ISI-554001821302212	331	8698553610627	JUNCTION BOX 180x270x100mm IP54 ISI-554001821302212 VITO	24	6,37 €
	ISI-554001821302223	331	8698553610634	JUNCTION BOX 180x270x100mm IP54 SEMI TRANSPARENT COVER ISI-554001821302223 VITO	24	7,23 €
	6110090	332	6972538043122	IR SENSOR SURFACE MOUNTED WHITE 1200W MS06 6110090 VITO	100	6,65 €
	6110120	332	6972538043153	IR SENSOR RECESSED WHITE 500W MS08 6110120 VITO	100	7,64 €
	6110100	332	6972538043139	IR SENSOR SURFACE MOUNTED IP44 WATERPROOF WHITE 1200W MS07 6110100 VITO	50	7,15 €
	6110110	332	6972538043146	IR SENSOR SURFACE MOUNTED IP44 WATERPROOF BLACK 1200W MS07 6110110 VITO	50	7,17 €
	6110070	333	8680168582703	IR SENSOR RECESSED WHITE 800W MS04 6110070 VITO	100	6,73 €
	6110130	333	6972538043160	MICROWAVE SENSOR SURFACE MOUNTED WHITE 800W MS09 6110130 VITO	50	10,50 €
	6110080	333	6972538043115	IR SENSOR SURFACE MOUNTED WHITE 400W MS05 6110080 VITO	100	5,60 €
	6110140	334	6972538043177	IR SENSOR SURFACE MOUNTED WHITE 500W MS10 6110140 VITO	100	8,42 €
	6120010	334	8699187546313	ANIXNEYTHS KAPNOY SD-ION 6120010 VITO	60	7,39 €
	6100050	334	8697548436556	PHOTO SENSOR 2000W 10A PHS05 6100050 VITO	50	6,14 €

	6100010	335	8697548436518	PHOTO SENSOR 1000W 6A PHS01 6100010 VITO	100	2,93 €
	6100020	335	8697548436525	PHOTO SENSOR 2000W 10A PHS02 6100020 VITO	100	3,65 €
	6100040	335	8697548436549	PHOTO SENSOR 3000W 25A PHS04 6100040 VITO	100	4,97 €
	8005100	336	8698553606101	EXHAUST FAN Φ 100x94mm 12W 100m3/h 35Db WHITE VENTI GRIL 8005100 VITO	20	8,94 €
	8005120	336	8698553606149	EXHAUST FAN Φ 120x94mm 15W 150m3/h 35Db WHITE VENTI GRIL 8005120 VITO	20	10,06 €
	8005170	336	8698553612843	EXHAUST FAN Φ 100x94mm 12W 100m3/h 35Db GREY VENTI FLAT 8005130 VITO	24	11,24 €
	8005111	336	8698553615165	EXHAUST FAN Φ 100x94mm 12W 100m3/h 35Db BLACK MAT VENTI FLAT 8005111 VITO	20	11,24 €
	5800100	337	6972538046291	WIRED DOORBELL WITH TRANSFORMER 220V TO 12V WHITE BELLA-4 5800100 VITO	24	11,85 €
	5800110	337	6972538046307	WIRED DOORBELL 220V WHITE BELLA-5 5800110 VITO	40	7,71 €
	5800050	338	6972538046246	WIRELESS DOORBELL WITH BATTERIES WHITE BELLA-1 5800050 VITO	60	6,12 €
	5800060	338	6972538046253	WIRELESS DOORBELL WITH BATTERIES WHITE BELLA-2 5800060 VITO	60	8,94 €
	5800070	338	6972538046260	WIRELESS DOORBELL KINETIC FREE OF BATTERIES BLACK BELLA-3 5800070 VITO	60	16,21 €
	5800080	339	6972538046277	ALARM & WIRELESS DOORBELL WITH BATTERIES WHITE BELLA-6 5800080 VITO	60	16,11 €
	5800090	339	6972538046284	WIRELESS DOORBELL WITH BATTERIES IR WHITE BELLA-7 5800090 VITO	60	9,01 €
	7300040	340	8697548436358	E14 PLASTICBULB BASE WHITE PRESSED 7300040 VITO	800	0,31 €

	7300020	340	8697548436334	E27 PLASTICBULB BASE WHITE PRESSED 7300020 VITO	400	0,38 €
	7300030	340	8697548436341	E14 PLASTICBULB BASE WHITE PRESSED WITH 2 RINGS 7300030 VITO	500	0,36 €
	7300010	340	8697548436327	E27 PLASTICBULB BASE WHITE PRESSED WITH 2 RINGS 7300010 VITO	300	0,44 €
	7310030	340	8698553610092	E14 BAKELITE BULB BASE BLACK 7310030 VITO	600	0,41 €
	7310040	340	8698553610115	E27 BAKELITE BULB BASE BLACK 7310040 VITO	400	0,47 €
	7310010	340	8697548436273	E14 BAKELITE BULB BASE BLACK WITH 2 RINGS 7310010 VITO	500	0,53 €
	7310020	340	8697548436280	E27 BAKELITE BULB BASE BLACK WITH 2 RINGS 7310020 VITO	400	0,60 €
	7320050	341	8697451406028	E27 BULB BASE PORCELAIN 7320050 VITO	360	0,37 €
	7320040	341	8697548436297	E27 BULB BASE PORCELAIN WITH METAL 7320040 VITO	400	0,31 €
	7320030	341	8697451406011	E27 BULB BASE PORCELAIN 7320030 VITO	400	0,23 €
	7320020	341	8697451406004	E14 BULB BASE PORCELAIN 7320020 VITO	400	0,21 €
	7320090	341	8697451406066	GU10 BULB BASE PORCELAIN 7320090 VITO	1000	0,27 €
	7320080	341	8697451406059	MR16 BULB BASE PORCELAIN 7320080 VITO	2000	0,17 €
	6400020	341	8697451401641	S2 STARTER 4-22W FOR FLUORESCENT TUBES 6400020 VITO	1000	0,22 €
	6400010	341	8697451401658	S10 STARTER 4-65W FOR FLUORESCENT TUBES 6400010 VITO	1000	0,22 €

	7300080	342	6970233832591	PENDANT WITH BULB BASE, CABLE AND TERMINAL BOX BLACK 7300080 VITO	500	0,73 €
	7300081	342	6972538044013	PENDANT WITH BULB BASE, CABLE AND TERMINAL BOX WHITE 7300081 VITO	100	0,73 €
	7300190	342	6972538046239	PENDANT WITH BULB BASE & PLASTICARM WHITE 7300190 VITO	100	0,69 €
	7300200	342	8698553611457	PENDANT WITH BULB BASE, CABLE & ROZETE WHITE 7300200 VITO	100	1,31 €
	7300210	342	8698553611464	PENDANT WITH BULB BASE, CABLE & ROZETE BLACK 7300210 VITO	100	1,31 €
	4102550	343	8698553606507	PENDANT LIGHTING FIXTURE VITEZ XS E27 Φ205x180x650mm WHITE 4102550 VITO	16	4,97 €
	4102580	343	8698553606552	PENDANT LIGHTING FIXTURE VITEZ XM E27 Φ280x260x650mm WHITE 4102580 VITO	20	7,89 €
	4102560	343	8698553606514	PENDANT LIGHTING FIXTURE VITEZ XS E27 Φ205x180x650mm BLACK 4102560 VITO	16	4,97 €
	4102590	343	8698553606576	PENDANT LIGHTING FIXTURE VITEZ XM E27 Φ280x260x650mm BLACK 4102590 VITO	20	7,89 €
	4102620	343	8698553610184	PENDANT LIGHTING FIXTURE VITEZ XM E27 Φ280x260x650mm GREEN 4102620 VITO	20	7,89 €
	4102640	343	8698553610214	PENDANT LIGHTING FIXTURE VITEZ XM E27 Φ280x260x650mm YELLOW 4102640 VITO	20	7,89 €
	7300170	344	6972538045058	READY GARLAND WITH CABLE 10M & 10xE27 BASES IP44 BLACK 7300170 VITO	10	30,19 €
	7300180	344	6972538045065	READY GARLAND WITH CABLE 15M CABLE & 15xE27 BASES IP44 BLACK 7300180 VITO	10	39,53 €

